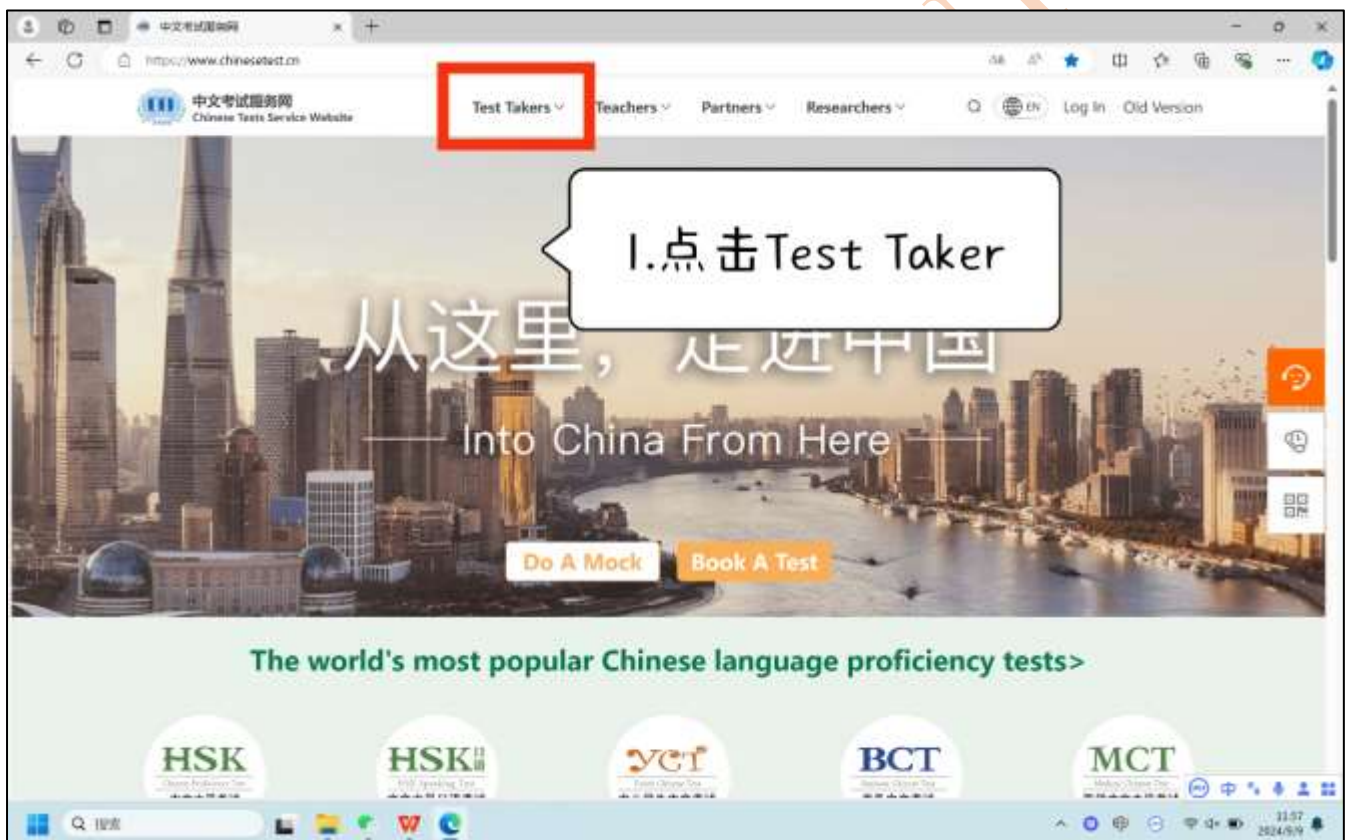


# Guidelines for Online Registration of HSK Examination

## 1<sup>st</sup> Step

1. First, log in to the website using the following link

<https://www.chinesetest.cn> and, then click on “Test Takers”.



## 2<sup>nd</sup> Step

2. Click on the “**HSK**”.



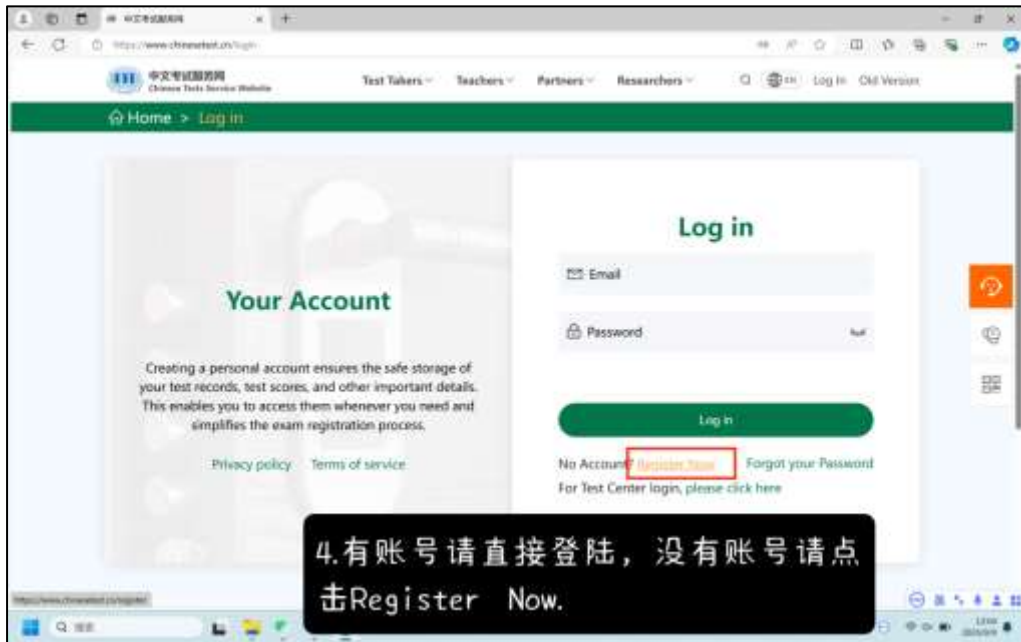
## 3<sup>rd</sup> Step

3. Next, Click the “**Book A Test**”



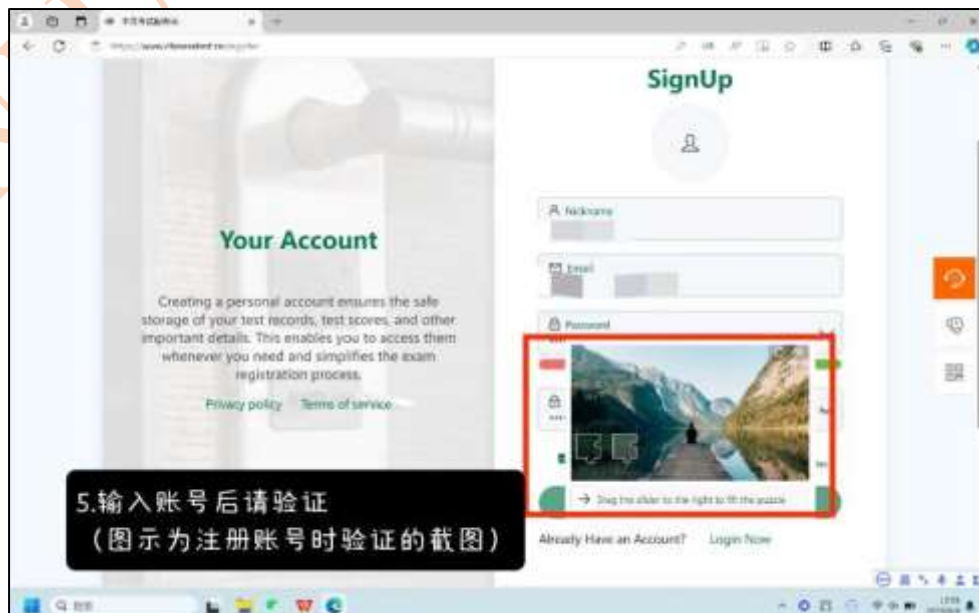
## 4<sup>th</sup> Step

4. If you already have an account, you can use your email and password to log in directly. If you don't have an account, to create a new account, you must click on **“Register Now”**.



## 5<sup>th</sup> Step

5. Then enter your details and verify them after entering your account details. (Drag the slider to the right to fill the puzzle)



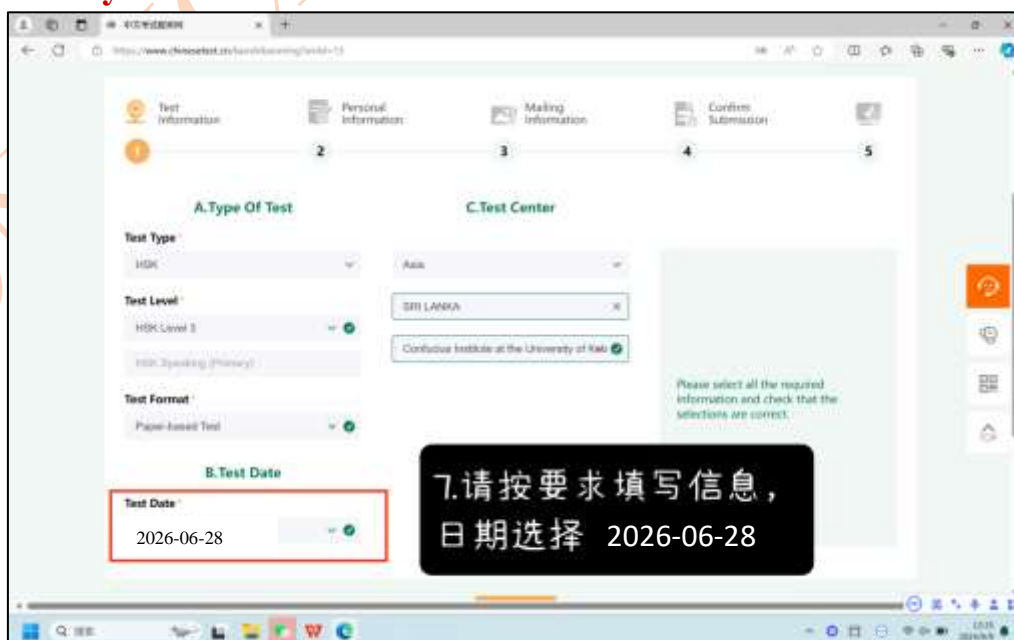
## 6<sup>th</sup> Step

6. After verification is completed and login is successful, then click on “**Book A Test**”.



## 7<sup>th</sup> Step

7. Select answers to **A**, **B**, and **C** correctly. Select the test date as **June 28, 2026**, and the test center should be the **Confucius Institute at the University of Kelaniya**.



## 8<sup>th</sup> Step

8. After filling in the information, click on “Next” and continue to select “Submit”.

8.信息填写完成请点击Next，继续选择Submit。

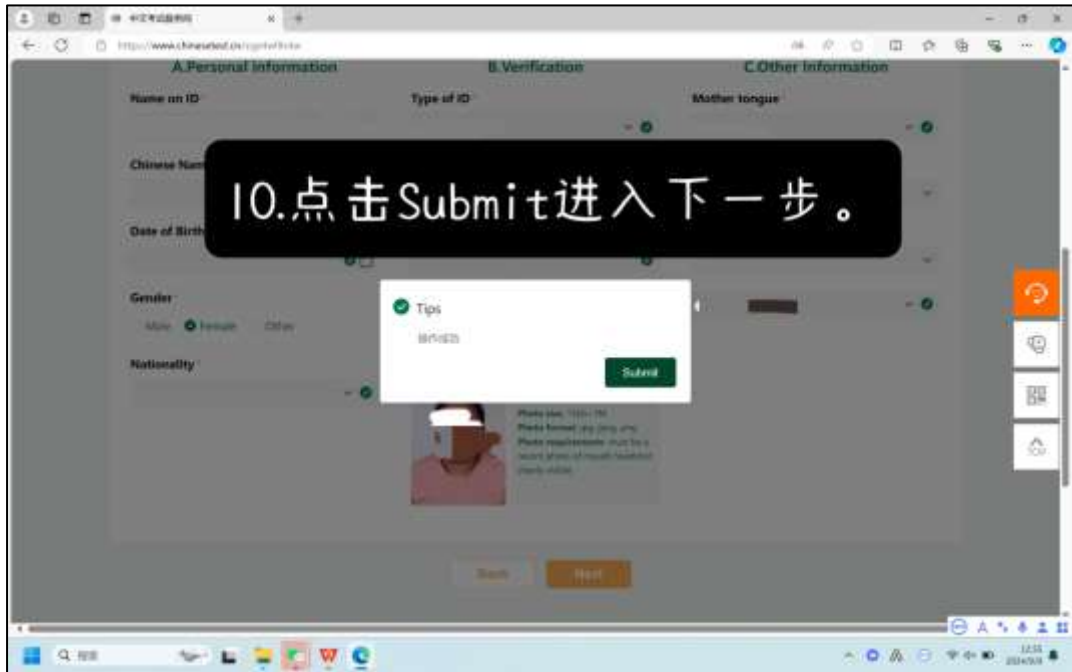
## 9<sup>th</sup> Step

9. Please fill in your information correctly and pay attention to the requirements for uploading photos.

9.请如实填写自己的信息，注意上传照片的要求。

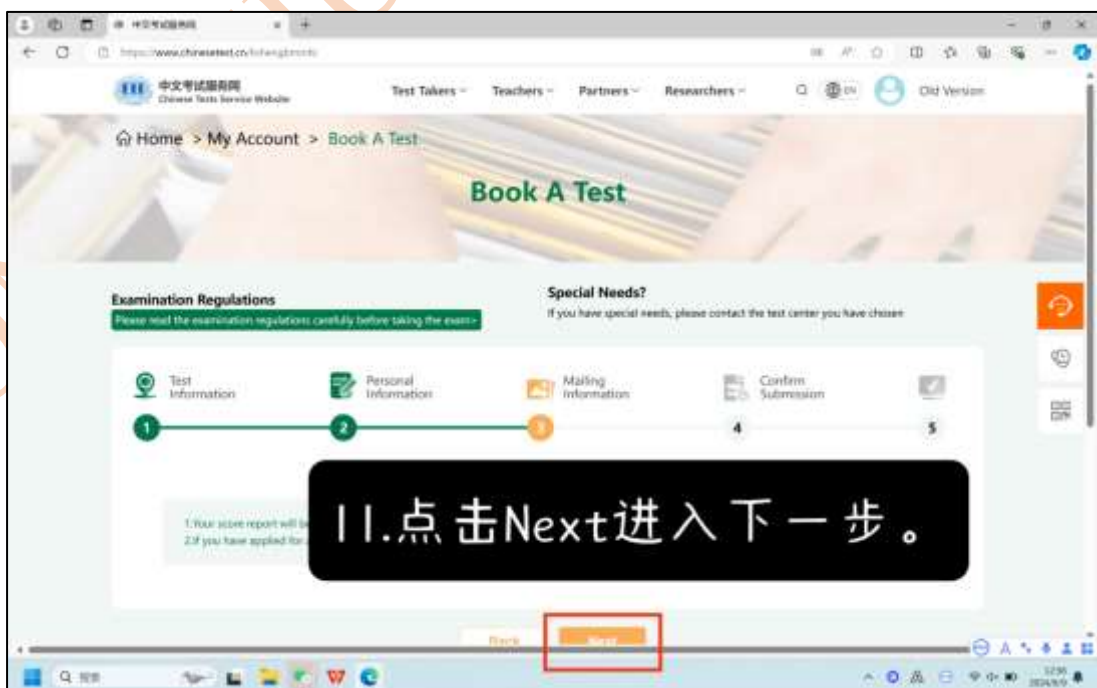
## 10<sup>th</sup> Step

10. Click on **“Submit”** to proceed to the next step. Then, Click on **“Next”**.



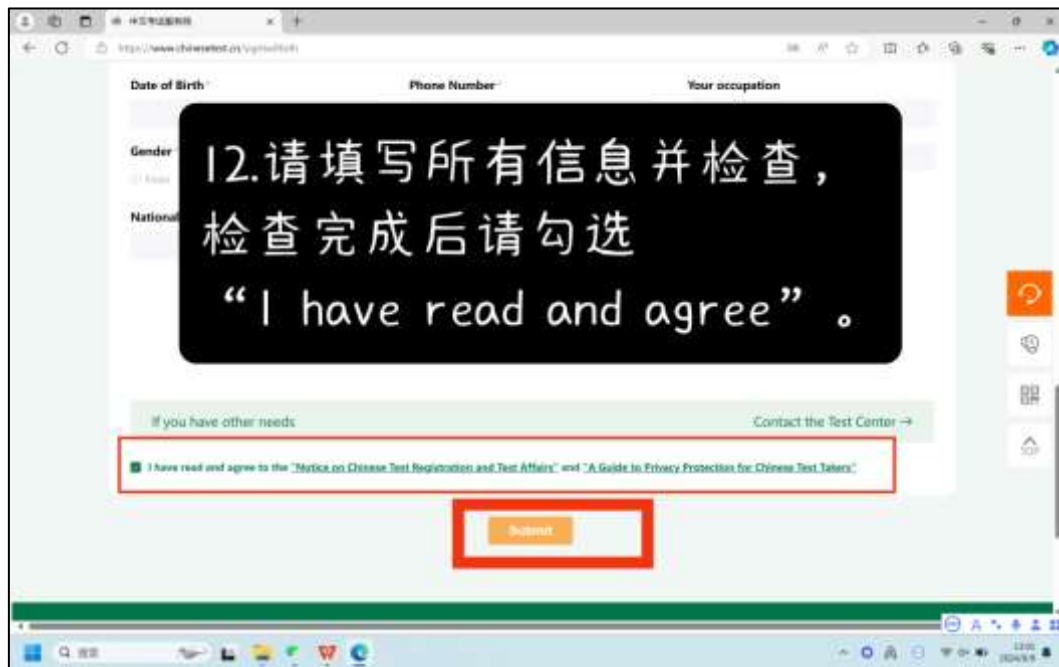
## 11<sup>th</sup> Step

11. Click **“Next”** to proceed to the next step.



## 12<sup>th</sup> Step

12. After rechecking all the information, please click “I have read and agree”.



## 13<sup>th</sup> Step

13. If you have already registered successfully, you can see the following mentioned interference.



## 14<sup>th</sup> Step

14. Candidates will receive the following mentioned **Confirmation Email** after completing the Registration process successfully in the Chinese Test. **If not, should recheck the Registration process.**



Then **pay the relevant Test Fee** for the HSK Level & HSKK Level that you are registered for. *Please ignore the payment deadline that appears on the Chinese Test Website.*

然后支付您报考的 HSK 等级和 HSKK 等级的相应考试费用。请忽略汉考网站和邮件显示的付款截止日期。

## 15<sup>th</sup> Step

15. Send the completely filled-out **Application and Screenshot of the Verification Email** you receive (when successfully registering for the Chinese Test Website) and the **Payment Slip** to, [hskuok2022@gmail.com](mailto:hskuok2022@gmail.com)

将填写完整的申请表、收到的验证邮件截图（在汉考网站报名成功后会收到验证邮件）和付款单发送至 [hskuok2022@gmail.com](mailto:hskuok2022@gmail.com)

\*The Applications received after the 24<sup>th</sup> of May 2026 at 4.00 pm Will be rejected.

\*2026年05月24日下午4点之后收到的申请为无效申请。