



UNIVERSITY OF KELANIYA, SRI LANKA

ANNUAL REPORT & ACCOUNTS

2017



UNIVERSITY OF KELANIYA

The University of Kelaniya is the 3rd best University of Sri Lanka (Webometrix rankings, 2018) with the motto “Purified by wisdom”. From the establishment as the historic Vidyalankara Pirivena in 1875 to become the current institution, the University of Kelaniya, the University has pioneered a number of new developments and innovations. Currently, the University has created opportunities to over 12,000 internal undergraduate and postgraduate students with more than 1,000 academic and non-academic staff through seven faculties and three affiliated institutions.

Vision

To become a center of excellence in the creation and dissemination of knowledge for sustainable development.

Mission

To nurture intellectual citizens through creativity and innovation, who contribute to the national development.

Objectives

- i. To create a high quality and flexible teaching and learning environment.
- ii. To create a multi-disciplinary research culture of global standing.
- iii. To widen the range of economic and social engagements.
- iv. To develop an excellent system of governance through the efficient and effective administration and financial management.

VICE- CHANCELLOR'S MESSAGE



It gives me an immense pleasure to present the achievements and performance of the University of Kelaniya for the year 2017.

The year 2017 has been a milestone for the University with the appointment of the new Vice-Chancellor and the Deputy Vice-Chancellor and Deans of the Faculty of Commerce & Management Studies, Faculty of Humanities and Faculty of Science.

With the changes of the senior leadership the University has gained many valuable achievements. The performance of the past year has paved the way to lead the University to become the 3rd best University of Sri Lanka and to rank up to the 259th position in world UI GreenMetrics awards.

With complacence, I invite you all to explore the achievements and performance of the University declared in this report.

Finally, I would like to extend my gratitude to all those who have worked enthusiastically and dedicatedly to make 2017 a successful year for the University.

Professor D M Semasinghe
Vice- Chancellor
University of Kelaniya

ABOUT THIS REPORT

This is the annual information report of the University of Kelaniya for the year 2017 and it covers the period from January 1, 2017 to December 31, 2017. The annual report 2017 seeks to demonstrate the performance of the University descriptively throughout the year.

Reporting Frameworks and Scope

The report consists of student information, examination output, information on human resources, research and development output, information related to welfare facilities, sports activities and achievements and financial performances. The data and information exhibited in this report are collected over the administration and academic departments of the University of Kelaniya.

CONTENTS		Page No.
UNIVERSITY OF KELANIYA		i
Vision		ii
Mission		ii
Objectives		ii
VICE-CHANCELLOR'S MESSAGE		iii
About this Report		iv
List of Acronyms		vii
1. ABOUT THE UNIVERSITY		01
1.1 The Evolution		05
1.2 The Present		06
1.3 Achievements		07
1.4 Ongoing Construction Projects		08
2. FACULTIES OF THE UNIVERSITY		09
2.1 Faculty of Commerce and Management Studies		10
2.2 Faculty of Computing & Technology		13
2.3 Faculty of Graduate Studies		19
2.4 Faculty of Humanities		20
2.5 Faculty of Medicine		22
2.6 Faculty of Science		24
2.7 Faculty of Social Sciences		27
3. STUDENT INFORMATION		29
3.1 New Enrollment 2015/16 – Internal Undergraduate Degree Programmes		30
a. Local Students – New Enrollment to Internal Undergraduate Degree Programmes 2015/ 16		31
b. Foreign Students – New Enrollment to Internal Undergraduate Degree Programmes 2015/16		32
3.2 Total Enrollment 2017 – Internal Undergraduate Degree Programmes		33
a. Local students –Total Enrollment in Internal Undergraduate Degree Programmes – 2017		34
b. Foreign Students – Total Enrolment in Internal Undergraduate Programmes – 2017		35
3.3 Students in External Undergraduate Degree Programmes – 2017		37
a. New Entrants to Undergraduate Degree Programmes		37
b. Total Enrollment in Undergraduate Degree Programmes		37
3.4 Students in Postgraduate Degree Programmes		38
a. Local Students in Postgraduate Studies		39
b. Foreign Students in Postgraduate Studies		42
3.5 Foreign Students in Short Term Training/ Assignments (Not less than one- month duration) – 2017/34		42
4. GRADUATE OUTPUT		43
4.1 Graduate Output 2017 – Internal Degree Programmes		45
4.2 Graduate Output 2017 – External Degree Programmes		46
4.3 Postgraduate Output 2017		47
5. DETAILS OF NEW COURSES STARTED –2017		48
6. HUMAN RESOURCES OF THE UNIVERSITY		49
6.1 University Staff – Approved Cadre and Present Staff		50
6.2 Academic Staff – Approved Cadre and Present Staff		52
6.3 Highest Qualifications of the Workforce		53
a. Academic Staff Members		53
b. Administrative and Financial Staff		54
c. Non- Academic Staff		54
6.4 Information of International Staff Visited– 2017		55
6.5 Overseas Fellowships, Scholarships/ Awards Received for Professional Development by The Academic Staff –2017		57

7. RESEARCH & DEVELOPMENT	58
7.1 Publications by the Academic Staff of the University – 2017	59
7.2 Science & Technology Output of the University – 2017	62
7.3 Details of Patents Obtained by the University – 2017	62
7.4 Details of Knowledge Dissemination Programmes Held by the University – 2017	63
7.5 Awards Received by the University – 2017	76
8. STUDENTWELFARE FACILITIES	83
8.1 Hostel Facilities – 2017	84
a. Permanent Hostels	84
b. Rented Facilities	84
8.2 Mahapola and Bursary Scholarship Data – 2017	85
9. SPORTS ACTIVITIES OF THE UNIVERSITY	86
9.1 Sports Facilities	87
9.2 Sports Events of University of Kelaniya	88
9.3 Sports Training Programmes and Events	89
9.4 Performances at the Inter University Championships –2017	90
9.5 Other Special Events Conducted by Department of Physical Education – 2017	91
9.6 Affiliated Sport Controlling Bodies – 2017	92
9.7 Other Positions Held by Staff Members During the Year – 2017	93
10. ONGOING / EXISTING PROJECTS	94
11. FINANCIAL INFORMATION AND ACCOUNTS	95
11.1 Financial Statements	95
11.2 Total Income	120
11.3 Capital Expenditure–2017	121
11.4 Recurrent Expenditure – 2017	122
11.5 Financial Performances Analysis – 2017	123
a. Recurrent	123
b. Capital	123
12. REPORT OF THE AUDITOR GENERAL	124
13. AUDIT COMMITTEE REPORT	136
14. OBSERVATION OF THE COUNCIL OF THE UNIVERSITY OF KELANIYA ON THE REPORT OF THE AUDITOR GENERAL	139

LIST OF ACRONYMS

FCMS	: Faculty of Commerce and Management Studies
FCT	: Faculty of Computing and Technology
FGS	: Faculty of Graduate Studies
FHU	: Faculty of Humanities
FMED	: Faculty of Medicine
FSC	: Faculty of Science
FSOSC	: Faculty of Social Sciences
S	: Sinhala
E	: English
PGD	: Postgraduate Diploma
MA	: Master of Arts
MSc	: Master of Science
MSSc	: Master of Social Sciences
MPhil	: Master of Philosophy
PhD	: Doctor of Philosophy

1. ABOUT THE UNIVERSITY

The University of Kelaniya, the 3rd best University of Sri Lanka (as per the Webometric ranking) is located in the historical domain of the Kelaniya city outside the municipal limits of Colombo. It has seven different Academic Faculties, fifty-six (56) academic departments and three institutes with 565 academic staff members and 760 non-academic staff members. Also, the University has three other affiliated Institutes namely, Gampaha Wickramarachchi Ayurvedic Institute, Postgraduate Institute of Archaeology, Postgraduate Institute of Pali and Buddhist Studies.

Students of the University get various services under following categories such as Student Counselling Service, Career Guidance Unit, Personal Counselling Unit (Kalana Mithuru Sevana), Medical Centre, Physical Education, Cultural Center, Arts Council, Library (including Faculty Libraries), Information and Communication Technology Center and International Student Affairs Unit. Except for these centers and units, there are several others for different but specific services. For example, Quality Assurance Centre, University Statistics and Data Monitoring Unit (USD MU), Media Unit, Staff Development Center, Technology and Innovation Support Centre, Sustainable Development Centre, Centre for Distance and Continuing Education (CDCE), Centre of Excellence for Strategic Brand Identity Development (CESBID) and the Inter-Faculty Center for Coordinating the Modular System (ICCMS).

Ensuring the research culture of the University, the University has a research council which coordinates with research service center of each faculty. There are several other research centers such as the Centre for Heritage Studies, Centre for Gender Studies, Center for Chinese Studies, Centre for Japanese Studies, Centre for Korean Studies, Palm Leaf Manuscript Study and Research, Environment & Development Consultants (EDCON) and the Samakathana Research Centre.

Except for the Faculty of Medicine, which is located in Ragama premises, all the other faculties are located in Dalugama, twelve kilometers away from the capital city in a whole area of 55 acres. The main buildings in Dalugama premises are the Student Centre, Science Block, Humanities and Social Sciences Building Complex, Commerce and Management Studies Building Complex, Science Lecture Theatre Complex, Auditorium and Ancillary Building, Sri Dharmaloka Convocation Hall, Aquaculture and Microbiology Buildings, ICT Centre, the Library, and the Administrative Block. Sri Dharmaloka Convocation Hall has a seating capacity of 1,000, while the Science Faculty Auditorium and Professor Sunil Shantha Memorial auditorium of the Faculty

of Commerce and Management Studies can accommodate 250 & 300 persons respectively. Sri Dharmaloka Convocation hall and Social Sciences Auditorium were recently upgraded as state-of-art auditoriums with modern technology.

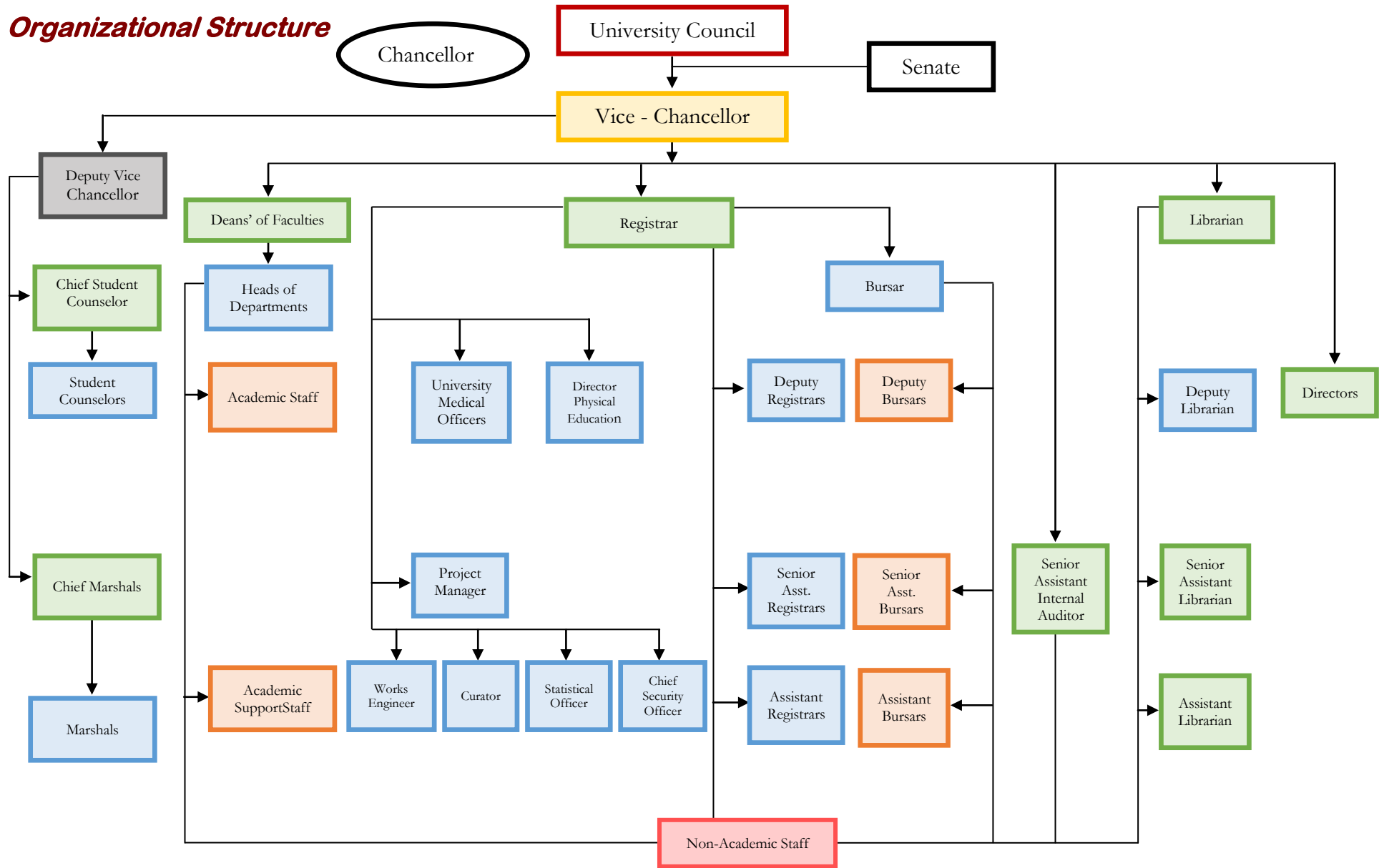
In terms of housing, the Bhikku Hostel and the Women's Hostel Complex are located within the Dalugama campus, while the Men's Hostels and some Women's Hostels are located nearby. Venerable Ratmalane Sri Dharmarama Girls' hostel complex was opened in December, providing accommodation facilities for 500 students. In providing IT facilities, in addition to the main ICT Centre, every faculty possesses well-equipped ICT Centers which are managed either by the faculty or by the department. To facilitate teaching, learning and research Wi-Fi facility have been expanded to cover the entire University and the hostels. Three language laboratories are located in the Faculty of Humanities. All departments of the Faculty of Science and Faculty of Commerce & Management Studies consist of research laboratories in addition to classroom facilities.

At Ragama, the buildings include the Administration Block, Lecture Theatres and Laboratories Complex, Disabilities Studies Unit Building, Molecular Medicine Unit building, Preclinical Buildings Complex, Auditorium with a seating capacity of 200 and men's and women's hostels. Construction of two lecture theatres and a students' hostel was commenced at the faculty premises recently.

The human resource of the University comprises, concisely, academic staff members, administrative staff, academic support staff, executive staff and non- academic staff. The following figure illustrates the organizational structure descriptively.



Organizational Structure



The Council

Vice Chancellor	- Prof D.M. Semasinghe	20.03.2017 to 19.03.2020
Deputy Vice Chancellor	- Prof L. Seneviratne	19.05.2017 to 18.05.2020

Deans of Faculties

Dr. P.N.D. Fernando	- Faculty of Commerce & Management Studies	07.04.2017 to 06.04.2020
Dr. P.G. Wijerathna	- Faculty of Computing & Technology	06.05.2016 to 05.05.2019
Prof. J.M.D. Ariyaratna	- Faculty of Graduate Studies	09.03.2016 to 08.03.2019
Prof. R.M.P.F. Rathnayake	- Faculty of Humanities	21.04.2017 to 20.04.2020
Prof. N.R. de Silva	- Faculty of Medicine	14.08.2015 to 13.08.2018
Prof. B.M. Jayawardena	- Faculty of Science	03.01.2017 to 02.01.2020
Prof. A.H.M.H. Abeyarathna	- Faculty of Social Sciences	15.12.2016 to 14.12.2019

Members Elected

Professor P.M.C.Thilakarathne	26.01.2017 to 05.05.2020
Professor N.A.K.P.J.Senavirathne	26.01.2017 to 05.05.2020

Members Appointed by the University Grants Commission

Dr. Nanda Amarasekara	12.05.2015 to 19.04.2018
Prof. Gamini Dela Bandara	12.05.2015 to 19.04.2018
Dr. (Mrs) Ajitha Tennakoon	12.05.2015 to 19.04.2018
Prof. J.B. Dissanayaka	12.05.2015 to 19.04.2018
Mr. Sirinimal Lakdusinghe	12.05.2015 to 19.04.2018
Mr. Prithi Perera	12.05.2015 to 19.04.2018
Mr. D.B. Wijekoon	12.05.2015 to 19.04.2018
Mr. W.M.A.S. Asela Iddawela	17.11.2015 to 19.04.2018
Prof. S.T.B. Amunugama	08.03.2016 to 19.04.2018
Prof. D.M.A. Dissanayake	08.03.2016 to 19.04.2018
Mr. P. Harold Peiris	16.08.2016 to 19.04.2018
Prof. R.M. W. Rajapakshe	08.08.2017 to 19.04.2018

Secretary to the Council

Mr. W.M. Karunaratne (Ex- Officio)

1.1. The Evolution

The origin of the University of Kelaniya begins with the establishment of historic Vidyalankara Pirivena in 1875 by Rathmalane Sri Dharmaloka Thero as a centre of learning for Buddhist clergy. Historic Vidyalankara Pirivena was one of the great national centres of higher learning and also was the forerunner of the national movement and resurgence. With the establishment of modern Universities in Sri Lanka in the 1940's, 1950's, the Vidyalankara Pirivena became the Vidyalankara University in 1959. Later, when the government gathered all the universities as one entity, the Vidyalankara University became Vidyalankara campus of the University of Ceylon in 1972 and under the University Act 1978, Vidyalankara campus renamed as the University of Kelaniya in 1978.

The University has pioneered a number of new developments in Higher Education during the last four decades. It is one of the first universities which began teaching Science in Sinhala, and also the first to restructure the traditional Arts Faculty into three separate Faculties of Humanities, Social Sciences and Commerce and Management. It also consists of several unique areas of study. For example, Linguistics, Fine Arts, Modern Languages, Hindi and Library and Information Sciences.

In keeping with its historical roots, the University is one of the national centers of excellence in Pali and Buddhist Studies and related fields. It has long established and well-developed Departments of Pali and Buddhist Studies (incorporating chairs in Buddhist Civilization and Buddhist Philosophy), Sanskrit, Linguistics, Philosophy, Sinhala, and Hindi, as well as the Postgraduate Institute of Pali & Buddhist Studies. Kelaniya also maintains close links with the Buddhist and Pali University of Sri Lanka whose Vice-Chancellors have often been drawn from the University of Kelaniya faculty. Thus, the University of Kelaniya forms the Centre of an academic complex, specializing in modern developments in traditional disciplines. It also retains a close link with its mother institution, the Vidyalankara Pirivena, whose Head is also the Chancellor of the University.

1.2. The Present

As per the academic calendar of the University, the academic year 2014/15 ended on February 19, 2017, and the academic activities of the year 2015/16 begun on February 20, 2017, and is scheduled to be completed on February 11, 2018. 2,968 students were registered as new enrollment in internal undergraduate degree programs in 2017. 1,771 students were enrolled for postgraduate studies during 2017. The international recognition of the university was enhanced by the enrollment of 50 international students for both undergraduate and postgraduate studies to the university in 2017. Today, the University of Kelaniya has ten thousand sixty (10,060) students studying for undergraduate degree programs, where about 1.5% of students are enrolled under the foreign category. There are two thousand seven hundred nine (2,709) students for postgraduate study programs and for external undergraduate programmes total of ninety-five thousand nine hundred six (95,906) students. University produced 2,431 internal graduates and 631 external graduates and 1,229 postgraduates in 2017.

The University of Kelaniya focuses not only on the quality of graduates, but also the well-being of the staff, for an example, by offering a free insurance scheme for students and staff. She is the first-ever University in the country who ever offers up to five million rupees for doctoral studies of the staff members. Also, it has allocated a greater amount of money for aesthetic and sports activities of the University. The University has concentrated on developing the soft skills of the staff and students and ensures the employability of graduates by organizing the career guidance activities and the career fair each year.

New enrollment of foreign students has been increased compared to previous years. The University has taken several steps to build up the international image of the University and a total of twelve international MoU's have been signed with several universities around the world with the purpose of research activities, staff and student exchange programmes. Total of six local MoU's has signed with corporate bodies. Centre of Excellence for Strategic Brand Identity Development (CESBID) has engaged in creating a strategic brand identity for the university.

Affording the research culture of the university, the university has provided funding for the academic staff for research activities and for research conferences and symposia organized within the university. Also, she is the first ever university who introduced the Senate awards for staff for publishing in internationally recognized peer-reviewed, indexed and refereed journal articles. Accordingly, to enhance the engagement in research and encourage researchers, 108 senate awards have been awarded to the academic staff in 2017.

1.3. Achievements

The University of Kelaniya secured the first place among Sri Lankan universities in green practices and 259th position in world rankings according to the UI GreenMetrics ranking in 2017. UI GreenMetric ranking is based broadly on the conceptual framework of Environment, Economy, and Equity. This year 619 universities in 76 countries participated, compared to last year 515 universities in 75 countries. The rankings look at six indicators of each university: setting and infrastructure, energy and climate change, waste, water, transportation and education.

According to the most recent Webometrix rankings carried out in January 2018, the University of Kelaniya has been ranked at the 2,691st position in the world and 924th in Asian Continent and 108th in the South Asian region. Compared to last year, the University has improved its world rank by 76 positions and ranking among Asian region by 22 positions. Also, it has improved their Sri Lankan ranking by one position and has become the 3rd best University in Sri Lanka.

Twenty-three Academic staff members of the Faculty of Medicine and two Academic staff members of the Faculty of Science received President's awards for Scientific publications.

Several academic symposia and research conferences were held to enhance the research culture of the university in 2017. The Annual Research Symposium, 18th International Postgraduate Research Conference 2017 organized by the Faculty of Graduate Studies was held on 08th December 2017, on the theme, "Research for sustainable development, applications beyond publications". In addition to this symposium, 19 international and national level Research Conferences and Symposia were organized and conducted by the faculties and academic departments for the advancement of the research culture within the university.

With the aim of enhancing the artistic and literary skills of the undergraduates of the University Performances, Media, Art and Literature Competition, Sprout (Kalana) 2017 was organized and conducted by the Arts Council. The awards were presented to the winners of the 1st place in each category, while valuable cash prizes and Certificates were awarded to all the winners of the 1st, 2nd and 3rd places in each category.

Celebrating the golden jubilee, 50th anniversary of the Faculty of Science, the "Vidya 2017" exhibition was organized and held on October 2-9 successfully. "Inventio 2017", motivating the undergraduates for innovations was organized by the Technology and Innovations Support Centre of the University of Kelaniya parallel to the exhibition.

Additional to these programs, 'Stylish Marketer' Fashion Show, The Inter-University Best Speaker Contest, Art Exhibitions, University Stage Drama Festivals, Photography exhibitions,

Media Festivals, Talent shows, Colors Awarding Ceremony, Tree Plantation Programmes, Career Fair 2017, Welfare Projects and several workshops were some of the extra-curricular programmes conducted in 2017.

Students from every Faculty participated in national and international games and competitions held during the year 2017 and the students of the University of Kelaniya won several national and international awards, bringing honour to the University.

The different events and activities organized by students and staff as departments, faculties or organizations within the university bested for the advancement of the University's reputation as well as the talents and skills of students of the University.

1.4. Ongoing Construction Projects

Under infrastructure development several building projects are proposed as the list below:

- Building complex for the Department of Industrial Management, Faculty of Science
- Construction of 3rd & 4th floor in the block "B" in building complex for the Technology Degree programme.
- Construction of four Storied 100 room hostel building for University of Kelaniya (Hostel No.3 – Ragama)
- Construction of six storied building complex for the Faculty of Science
- Construction of building for the Information & Communication Technology Center
- Construction of six storied building complex for examination halls & lecture halls - stage III (TCE of Stage I, II & III - 400 Million)
- Proposed modification for the existing gymnasium stage I
- Multipurpose building at the Faculty of Medicine at Ragama
- Proposed lecture theatre complex at the Faculty of Science

2. FACULTIES OF THE UNIVERSITY



The University of Kelaniya has seven different faculties in Dalugama premises and Ragama Premises. Each faculty is governed by respective Deans and each faculty conducts various degree programs.

2.1. Faculty of Commerce and Management Studies



a. Mission

The mission of the Faculty of Commerce and Management Studies of the University of Kelaniya is to “produce academically and professionally competent personnel to take up managerial positions in organizations, create an entrepreneurial culture, and broaden the horizon of knowledge pertaining to the discipline of Commerce & Management”.

b. Introduction to the Faculty

The Faculty of Commerce and Management Studies is one of the fastest developing faculties of the University of Kelaniya with unique features of becoming one of the finest Faculties in the country. The origin of the Faculty could be traced back to the point where the Department of Commerce was established under the Faculty of Social Sciences in 1976. With the commitment and untiring efforts of academic staff, students and other stakeholders, we achieved the Faculty status by converting the department into a Faculty in 1995.

c. Current Progress

Academic Programmes

Since then, the Faculty has been able to draw attention of the stakeholders and popularity within the university community in a rapid phase in terms of quality more than the quantity. Some of the best examples to prove the improvement of quality are, graduate employability rate of 85.5% of the Faculty which is the highest among the Management Faculties in the country, ISO

certification to the Department of Marketing which is the only department to have obtained this recognition among the Management fraternities in the island that currently offering an ISO certified degree programme and the recognition granted by Chartered Financial Analysts (CFA) Institute-USA in 2014 for the BBMgt (Finance) Special Degree programme offered by the Department of Finance.

The Faculty currently consists of five (5) departments, with the strength of 103 academic staff members, 26 non-academic staff members and 2228 undergraduate students. The five (5) departments namely; Commerce & Financial Management, Human Resource Management, Accountancy, Marketing Management and Finance are offering ten (10) undergraduate (special degree) courses, five (5) Master Degree programmes, two (2) Postgraduate Diplomas, four (4) Diplomas and four (4) Higher Diplomas in addition to a Doctor of Business Administration (DBA) programme. In 2017 the Department of Finance introduced new degree programmes - BBMgt Honors in insurance and BBMgt Honors in Banking for undergraduate, furthermore the department is also going to introduce a new degree programme - BBMgt Honors in Financial Engineering in 2019 and the Department of Accountancy is to introduce two new degree programmes - BBMgt Honors in Auditing & Forensic Accounting in 2018 and BBMgt Honors in Accounting Information System, in 2019.

The Faculty offers a semester based academic programmes and underwent a further revision of curriculum, the implementation of which was introduced from the academic year 2013/14 while catering to the latest trends of the subject field, interests of the academia and current demands of the dynamic job market. The Faculty is continuously in process of introducing new courses to be offered to the general public apart from main academic programme, as an additional service to the community.

Academic Staff

Academic staff of the faculty is genuinely enhancing their research interests and bring out their researches substantially in research publications which in turn contribute to the academic programme. In fact, in 2017 itself the Faculty staff has made approximately 365 publications, obtained 7 awards consisting of 1 international and 6 national awards. 32 members of the academic staff are having Doctoral Degrees (PhD) while 98 members are with Master Degrees, out of whom, 26 are currently reading for Doctorates.

Extra-Curricular Activities

All the departments of the Faculty have unique extracurricular activities conducted by the undergraduates. Some of the significant events so conducted are, Young entrepreneurs' Day organized by Department of Commerce and Financial Management, Investment week by Department of Finance, 'Stylish Marketer'- A Fashion show organized by Department of Marketing Management, '3D's' –Talent show by Department of HRM, and 'Idea Night'- an Internship certificate awarding ceremony and ICARE by Department of Accountancy.

With this capacity and in line with the mission, the Faculty has been rendering its distinctive services to prepare scholars and professionals with capability, skills and attitude, driving the economy, supporting civil society and government and make essential decisions in the interest of whole society. Accordingly, the Faculty of Commerce and Management Studies has so far produced more than 8,000 graduates and most of them are in the forefront of managerial ranks in public and private sector organizations, both locally and internationally with some of our graduates being prominent entrepreneurs in the country.

Dr. PND Fernando

Dean

Faculty of Commerce & Management Studies

2.2. Faculty of Computing & Technology



a. Vision

To become a Centre of excellence in creation and dissemination of knowledge in Computing and Technology for sustainable development.

b. Mission

The Faculty of Computing and Technology strives for excellence in computing and technology through innovation and dissemination of knowledge and capacity building for socio-economic development of the nation.

c. Overview

The Faculty of Computing and Technology (FCT) was established on the 30th of December 2015 by the Gazette notification 1947/24 of the Government of Sri Lanka with three departments, namely, Department of Applied Computing, Department of Computer Systems Engineering and Department of Software Engineering. The new Faculty commenced its operations on January 18, 2016.

Academic registration of students in the FCT commenced from the academic year 2015/2016. The FCT started to offer degree programmes from the academic year 2015/16 for the technology stream students, namely, Bachelor of Information and Communication Technology (BICT) and Bachelor of Engineering Technology (BET). From the academic year 2016/17 the Faculty will offer B.Sc. Honours in Computer Science.

In addition, the faculty will cater to unique computing needs of other Faculties. This will help improve the computer literacy and the computer usage by undergraduates of other faculties, which is identified as a critical determinant of employability of the graduates.

The Faculty will offer the Postgraduate Programmes in the areas of Computer Science, Software Engineering, Information Technology and Engineering Technology. The Master of Information Technology in Education programme is developed for the Ministry of Education to train ICT teachers. This programme will commence from year 2018.

The faculty conducts research in diverse fields of significant impact. The research enterprise at FCT will expand from fundamental Computer Science research to the development of new technologies with applications to the industry and society as a whole. The discovery and creation of new technology are the essence of the doctoral programs in Computing and Technology. The Faculty is in the process of establishing several Research and Development Centers. The following two research centers are already established:

- Center for Nanotechnology
- National e-Learning Resource Centre (NELRC)

The FCT is planning to establish the following Research and Development Centers in near future:

- Language Engineering Research Centre
- Centre for Geoinformatics
- Centre for Computational Mathematics
- Centre for Data Science
- Centre for Cyber Security

Faculty of Computing and Technology has established the Industry Interaction Cell for Computing and Technology (II CfCT) with the following objectives:

- To encourage computing and technology experts in the university to contribute their knowledge/ experience for the development of national economy.
- To develop computer based systems necessary for the government sector and SMEs at an affordable cost.
- To provide training opportunities for the students with real world jobs.
- Encourage external experts to collaborate with FCT for R & D activities.

Bachelor of Information and Communication Technology Degree Programme

The Bachelor of Information and Communication Technology is a four-year degree programme. The proposed intake is 75. This degree programme will help students to build necessary skills, knowledge and attitudes required to function as software developers, network administrators and ICT professionals. Strong fundamental knowledge in electronics and data communication with supporting hands-on laboratory sessions will provide the necessary skills and knowledge required to design, build and maintain industry standard software and computer networks. Incorporation of specialized application areas such as Virtualization and Cloud Computing, Network Management, Wireless and Mobile Communications, Computer Security, Web Programming, Mobile Application Development, Computer Games and Animation, Virtual Reality to the curriculum provides ample flexibility for students to specialize in their own areas of interest. Students will get an opportunity to work in the industry for six months through the internship module in the 4th year. The medium of instructions and examinations is English.

Bachelor of Engineering Technology Degree Programme

The Bachelor of Engineering Technology is a four-year degree programme. The proposed intake for this degree programme is 75. This Engineering Technology degree programme will have a strong focus on practical applications of science and technology with the view of preparing the graduates for a wide variety of industry applications. The first two years of the curriculum aims at developing the common competencies expected of an engineering technologist while the final two years are devoted for developing specific competencies in chosen areas of specialization. The areas of specialization currently on offer are:

- Material and Process Engineering
- Robotics and Industrial Automation
- Environmental Engineering Technology

Students will get an opportunity to work in the industry for six months through the internship module in the 4th year. The medium of instructions and examinations is English.

Bachelor of Science Honours in Computer Science

The Bachelor of Science Honours in Computer Science which will be offered from the academic year 2016/17. This is a four-year degree programme. The proposed intake for this degree programme is 50. The course structure of the B.Sc. Honours in Computer Science Degree is designed to align with the recommendations of the Standing Committee on Computing of the

UGC, and the guidelines of the Association for Computing Machinery (ACM) and the Institute of Electrical and Electronics Engineers (IEEE). During the last two years of study a student will be able to choose an area of specialization on their wish. The areas of proposed specialization on offer are:

- Cyber Security
- Data Science
- Artificial Intelligence
- Scientific Computing

Students will get an opportunity to work in the industry for six months through the internship module in the 4th year.

Learning Centered Education

The Faculty has adopted the learning centered education pedagogy for its programme design and delivery for the first time in Sri Lanka. A series of workshops were conducted both in Sri Lanka and at the University of Oxford, UK under the guidance of Prof. Lynn Mc Alpine, Professor Emerita of University Education Development, Oxford Learning Institute, University of Oxford to train the staff and adopt the curriculum to reflect learning-centeredness.

The learning centered education approach promotes active learning where the emphasis is placed on creating and managing tasks and activities which will empower student learning, both inside and outside the class. The pedagogical style required to enable active learning is different to traditional lecturing. A different set of instructional and assessment strategies are adopted in the learning centered approach to facilitate independent learning by the students. The lecturer will select appropriate interactive techniques from a host of such techniques available, in addition to mini-lectures, to achieve the intended learning outcomes. The lecturer will also use a set of different assessment strategies, both formative and summative, to assess the level of achievement of the intended learning outcomes by each student, based on pre-defined rubrics, during the entire course module. This places less importance on the traditional end of the semester exams, and a considerable percentage of marks will be earned by the students through continuous assessment throughout the module.

Industry Advisory Board

The Faculty of Computing and Technology has established an Industry Advisory Board composed of eminent professionals from the industry, representatives from industry associations as well as representatives from professional associations.

The role of the Industry Advisory Board (IAB) of the Faculty of Computing and Technology (FCT) is to serve as a liaison between the FCT and the industry as well as other institutional stakeholders in order to support the FCT in the formulation and attainment of its Mission and Strategic Objectives. It plays a key role in providing inputs and recommendations to the FCT from an industry perspective and guiding the strategic directions of the FCT in terms of academic programs, research and partnerships.

Mr. Anuradha Tennakoon, Country Head/ Engineering Director, Zebra Technologies Lanka (Pvt.) Ltd was elected as the Chairman of the IAB at the inaugural meeting held on 29th September 2016.

Outbound Training (OBT)

The FCT has introduced an outbound training program for all its undergraduate students. Through the OBT programme, the faculty has taken another step towards changing the attitudes and mindset of students from the traditional class room environment, and providing a valuable learning experience for accomplishing the life challenges and making a positive impact on their work performance. This programme will be held annually.

The first outbound training program for the young leaders of the Faculty of Computing and Technology at University of Kelaniya was held successfully at the Police Training College – Kalutara on 16th and 17th of September 2017. The two-day interactive program was organized by the faculty to improve the group dynamics and personality development of the undergraduates of the first batch (2015/2016) of the faculty. The event was geared towards enhancing the skills in competent leadership, building energetic and high-performing teams, trust-building, personality and self-confidence building, effectively working in diverse environments, facing and succeeding the challenges, creating an open-mind, effective and efficient decision making, and various other important skills that are necessary in improving the quality of student's academic and personal lives.

KICTACT 2018 Conference

The Kelaniya International Conference on Advances in Computing and Technology (KICTACT) organized by the Faculty of Computing and Technology, University of Kelaniya was inaugurated in 2016 on November 25, 2016 at JAIC Hilton, Colombo. The second conference was held on July 25, 2017, at the University of Kelaniya. The 3rd conference of the series is planned to be held on July 27, 2018.

This conference is expected to bring together researchers, educators, students, practitioners, technocrats and policymakers from across academia, government, industry and non-governmental organizations to discuss, share and promote current works and recent accomplishments across all aspects of Computing, Nano Technology, Materials and Process Engineering, Robotics and Automation.

Dr. PG Wijayarathna

Dean
Faculty of Computing & Technology



2.3. Faculty of Graduate Studies

Faculty of Graduate Studies offers a variety of programs, ranging from postgraduate diploma level to doctoral level. Currently, there are over fifty-two programs offered by the various Faculties and institutions. Some of the courses are based only on coursework, while others are based on research, and some others are amix of coursework and research. Coursework at FGS means face-to-face teaching as in a traditional university. These courses are usually conducted during weekends or evenings, to enable people who are already employed to enhance their knowledge and skills. Currently administration functions are operated by an online Management Information System. Further, the FGS has already in partnership with Bangladesh offering its Masters programs and building its collaborations with Australia and few other countries.

Postgraduate study at MPhil (Master of Philosophy), PhD (Doctor of Philosophy), MD (Doctor of Medicine) and DBA (Doctor of Business Administration) levels are possible in respective Boards of Study under Faculty of Graduate Studies, University of Kelaniya. These Programs tend to build on the skills acquired at undergraduate and Master's levels. They involve an applicant being assigned to a supervisor for guidance in conducting research. The applicant and supervisor/s work together to achieve the objectives of the research program.

Professor JMD Ariyaratna,
Dean
Faculty of Graduate Studies

2.4. Faculty of Humanities



The Faculty of Humanities takes great pride in offering quality education for those aspiring to continue their higher education in the fields of Arts and Humanities. The degree programs offered by the Faculty of Humanities are Buddhist Culture, Buddhist Philosophy, Pali, Sanskrit, Sinhala, Literary Criticism, English, Tamil, Western Classical Culture, Christian Culture, Painting, Music, Dancing, Drama and Theatre, Image Arts, Film and Television, Linguistics, Translation Methods and a range of modern languages such as French, German, Russian, Spanish, Korean, Hindi and Japanese. The Department of English Language Teaching (DELT) attached to the Faculty of Humanities enhances the English language skills of the students of all faculties. The degree programs of the Faculty of Humanities are structured to provide both practical and theoretical knowledge in order to ensure that our undergraduates specialize in the relevant subject area while obtaining the skills necessary to prepare them to work as professionals in their respective fields.

Research activities are important in our academic curriculum. The international and national research symposia which are organized annually by the Faculty of Humanities provide opportunities for both undergraduates and graduates to explore theoretical and practical issues related to their disciplines and allow them to present their findings to an academic audience. The Faculty of Humanities also provides opportunities for the undergraduates to study in the universities of countries like Russia, China, Japan, Korea, Germany, France, Poland and Portugal under various student exchange programs. This exposure enables the students not only to acquire knowledge of their subject areas but also to develop as global citizens.

The departments and units attached to the Faculty of Humanities comprise qualified and experienced academic staff including professors and other senior academics who have obtained their PhD qualifications from prestigious local and foreign universities. Under their guidance, our students have grown into qualified and critical adults who contribute to the development of the country in countless ways.

Professor Patrick Ratnayake

Dean

Faculty of Humanities

2.5. Faculty of Medicine



a. Vision

The Faculty aspires to be an internationally recognized institution of higher education in a culture of excellence and integrity that helps to generate and impart knowledge in the medical sciences

b. Mission

The Faculty of Medicine,

- Educates medical students, postgraduate doctors, allied health care professionals and the public,
- Provides patient oriented medical care to prevent, diagnose and treat human illness, and
- Conducts basic, applied and clinical research

in an environment of high quality education that nurtures a spirit of inquiry, initiative, equality and social responsibility.

Graduates of the Faculty will have the knowledge, the skills and attitudes to be successful in providing services to the community, country and beyond as individuals and opinion leaders in a globalized health care environment.

At the Faculty of Medicine, knowledge is advanced by an academic community with a passion for teaching, student training and scientific enquiry. By providing an excellent environment for learning and research, we will encourage scholarship at the highest level.

c. Overview

The Faculty of Medicine is situated in a spacious, 35acre campus at Ragama. It commenced activities in September 1991. In 2017, the 23rd batch of medical students (a total of 168) and the 5th batch of BSc (Speech & Hearing Sciences) students (51 Speech & Language Therapists and 13 Audiologists) graduated from the Faculty. The 29th batch of students for the MBBS degree programme, and the 9th batch of students for the BSc (SHS) degree programme were enrolled at the University in November 2017. The Faculty also offers two external degree programmes in conjunction with the Centre for Distance & Continuing Education: a BSc in Occupational Therapy, and a BSc in Physiotherapy. Postgraduate programmes include the Master of Public Health (Epidemiology) programme, and research degrees leading to award of MPhil and PhD in the medical sciences.

As of December 2017, the Faculty had 1224 undergraduate students: 840 female students and 384 male students. They include 49 students from overseas, mainly from other South Asian countries, who have been admitted on a fee-levying basis. The Faculty has 128 academic staff on the permanent cadre, as well as about 30 on the temporary cadre, and over 60 visiting staff that include consultants who are attached to the affiliated teaching hospitals. The Faculty prides itself on its research activities, and its output is amongst the highest in medical faculties in Sri Lanka. Twenty-three academic staff members received President's Awards for Scientific Publication in 2015, at the ceremony conducted in November 2017.

Senior Professor(Mrs.) NR De Silva

Dean

Faculty of Medicine

2.6. Faculty of Science



a. Mission

The mission of the Faculty of Science of the University of Kelaniya is to produce highly motivated graduates and postgraduates capable of making a significant contribution towards national development and the wellbeing of mankind, to conduct research and provide advice and consultancy services in various scientific disciplines to foster a better understanding of the environment for sustainable use and conservation of natural resources.

b. Introduction of the Faculty

The Faculty of Science, University of Kelaniya is one of the five Faculties of Vidyalankara University established at its inception in 1959. Now The Faculty of Science of the University of Kelaniya consists of eight academic departments, namely the Departments of Botany, Chemistry, Industrial Management, Mathematics, Microbiology, Physics, Statistics & Computer Science and Zoology and Environmental Management. The Faculty of Science now offers 7 Bachelor of Science Degree Programmes which, 3 Bachelor of Science Degree Programmes of 3 year duration and 4 Honors Degree Programmes of 4year duration. The Bachelor of Science Degree Programmes are Bachelor of Science Degree, Bachelor of Science Environmental Conservation and Management Degree (ENCM) and Bachelor of Science Physics and Electronics Degree (PHEL). The Honors Degree Programmes are Bachelor of Science Honors Degree, Bachelor of Science Honors in Environmental Conservation and Management Degree (ENCM), Bachelor of Science Honors in Management and Information Technology Degree (MIT) and Bachelor of Science Honors in Software Engineering Degree (SENG).

The Students admitted to the Biological Science and the Physical Science streams are 170 and 300 respectively and 50 students each are admitted for BSc Hons in MIT, BSc Hons in SENG, BSc in ENCM and BSc in PHEL Degree Programmes. Totaling up to an additional intake of 200 students each to the Faculty of Science. The present annual intake of students to the Faculty is 568 and the total undergraduate students population is 1,782. The present academic cadre attached to the Faculty is 120 and non-academic staff is 124.

In the year 2017, the Department of Physics introduced the new Degree programme BSc in Physics and Electronics (PHEL) for a special intake of 50 students in Physical Science stream. Students from Physical Science and Bio Science can also offer a range of Auxiliary courses from the Faculties of Humanities, Social Sciences and Commerce & Management Studies. At present, the Faculty of Science conducts 6 MSc Degree programmes and 3 Postgraduate Diploma Programmes.

c. Current Progress

Under the World Bank funded Higher Education for Twenty First Century (HETC) project the Faculty was awarded 3 competitive Quality and Innovation Grants (QIG) for Windows 1 & 2 for BSc in Environmental conservation and Management, BSc in Management and Technology and BSc in Physical Science study programmes. Each study programme was awarded LKR 25,000,000 for quality enhancement. Further, under HETC-QIG for Window 3, Faculty of Science has received a competitive grant of LKR 30,000,000 to promote postgraduate research programmes in various disciplines in the Faculty. With the support of this grant, a Central Research Laboratory with modern research facilities has been established in order to enhance the quality and effectiveness of the research activities in the University. In addition, the Faculty received a competitive grant under QIG for Window 4 (LKR 10,000,000) for research dissemination and commercialization projects. The Research Service Centre established under this project liaise with industry stakeholders to provide services and serves as venture to strengthen the research at the Faculty. Faculty of Science received an award in 2013 for being the recipient of highest number of competitive grants under QIG schemes of the HETC project among all the faculties of national Universities in Sri Lanka.

The Faculty of Science celebrated the 50th anniversary and have organized several activities mainly an exhibition, commemorative publication and research symposium to mark the anniversary. A new six-storied building is nearing completion, which will be used by the Departments of Physics, Statistics & Computer Science, Mathematics to conduct a Degree Programmes in Electronic and Computer Science. An eight-storied building is under

construction to conduct the BSc Hons Degree in Software Engineering. The foundation will be laid to construct a Lecture Theatre Complex for the Faculty of Science; which will be designed to facilitate student central lecturing.

With this capacity and in line with the mission, the Faculty has been rendering its distinctive services to prepare scholars and professionals with capability, skills and attitude, driving the economy, supporting civil society and government and make essential decisions in the interest of whole society.

Professor (Mrs.) BM Jayawardena

Dean

Faculty of Science

2.7. Faculty of Social Sciences



Faculty of Social Sciences consists of twelve Departments including the newly established Departments of International Studies, Political Science and Social Statistics. The Faculty offers 18 subjects for the Bachelor's degree. Students are able to follow Bachelor of Arts (General) and Bachelor of Arts (Special) degree in these subjects. Lectures, seminars and workshops are held with the participation of specialists in various fields for the improvement of knowledge of the students, in addition to lectures and other tutorial classes relevant to degree courses by various departments of the Faculty. The newly commenced study program of the faculty is the Diploma in Library & Information Sciences conducted by the Department of Library & Information Science.

Also, certificates and Diploma courses, Postgraduate Diploma courses, MA (one year) and MSSc (two year) courses from selected subject streams in the Faculty of Social Sciences are conducted. Facilities to follow MPhil and PhD degrees based on research are available, including a research laboratory, Palm Leaf Manuscript Library, information technology facilities and other resources of the Faculty. The palm leaf manuscripts library contains more than 600 palm leaves and more than six hundred thousand copies of palm leaf which is the highest number of palm leaf collection of Sri Lanka. In 2017, a new building was opened for the Palm Leaf and Manuscript Library with the participation of chief incumbents of Malwathu Maha Viharaya and Asgiriya Maha Viharaya.

In 2017, several research symposiums were conducted by the faculty and its departments to enhance the research culture of the faculty including the annual National Symposium of Social Science Undergraduates. Also, it is planned to conduct International Conferences of Social Sciences for the 4th time in 2018 which will be organized by the Faculty and as well as a special research conference reflecting the Uva- Wellassa rebellion held on 1818 which will be organized by the Department of History.

Professor AHMH Abayarathna

Dean

Faculty of Social Sciences

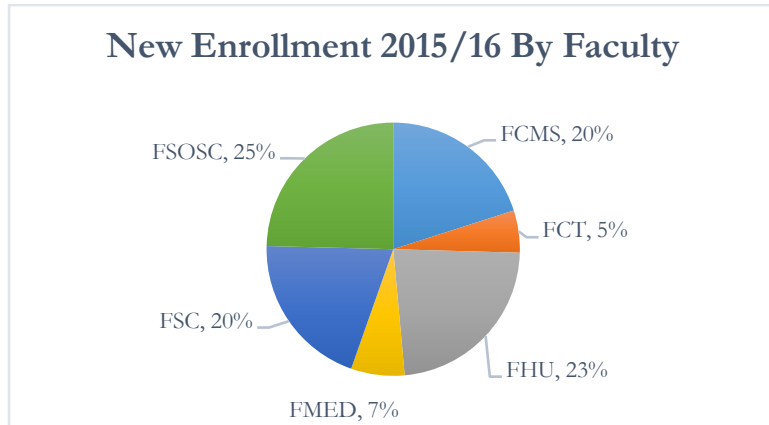
3. STUDENT INFORMATION



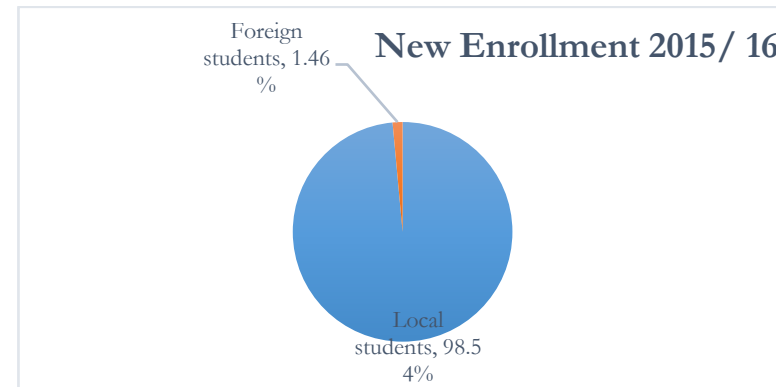
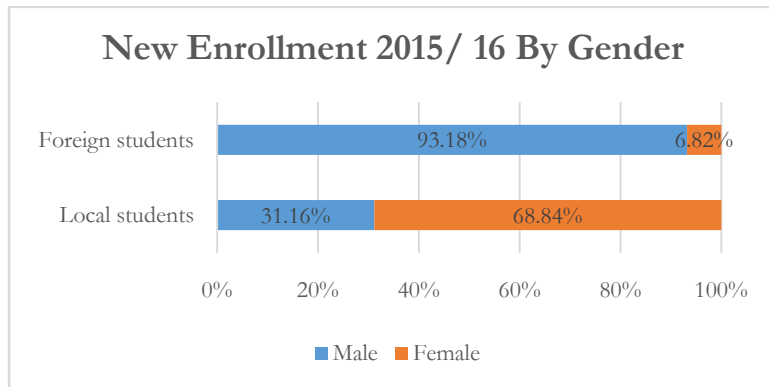
In the year 2017, the University of Kelaniya has a total of 10,060 undergraduates, 2,709 postgraduates and 95,906 external undergraduates where 77% are female students and 23% are male students. Among the internal undergraduates 1.46% are foreign students and the majority of foreign undergraduate students belong to the Faculty of Humanities.

3.1. New Enrollment 2015/16 – Internal Undergraduate Degree Programmes

A total of 3,012 students have been enrolled in all the faculties for undergraduate degree programs. Among these students, 1.5% are enrolled under the foreign category. The majority of the new batch consist of female students and among the foreign enrollment the majority is male students.



Faculty	Enrollment 2015/16
Faculty of Commerce and Management Studies	595
Faculty of Computing and Technology	160
Faculty of Humanities	725
Faculty of Medicine	208
Faculty of Science	594
Faculty of Social Sciences	730



**a. Local Students – New Enrollment to Internal Undergraduate Degree Programmes
2015/ 16**

Following tables illustrates the number of students registered for 2015/16 academic year and the actual number following the course. Out of the 2,995 students registered for the undergraduate programmes only 2,968 are following the study programmes.

Faculty	Programme of Study	Agreed Intake	Number following the course
<i>Year of Intake 2015/16</i>			
Commerce & Management Studies	Commerce	200	198
	Management	400	397
Computing & Technology	Engineering Technology	75	86
	Information Communication Technology	75	74
Humanities	Translation Studies	25	23
	Film & Television Studies	50	49
	Teaching English as a Second Language	50	48
Medicine	Medicine	160	160
	Speech & Hearing Science	50	43
Science	Biological Science	175	146
	Physical Science	300	268
	Management & Information Technology	50	50
	Environmental Conservation Management	50	32
	Software Engineering	50	51
	Physical Science - ICT (Physics & Electronics)	50	47
Social Sciences	Peace & Conflict Resolution	35	34
Humanities & Social Sciences	Art	1200	1262
Total		2995	2968

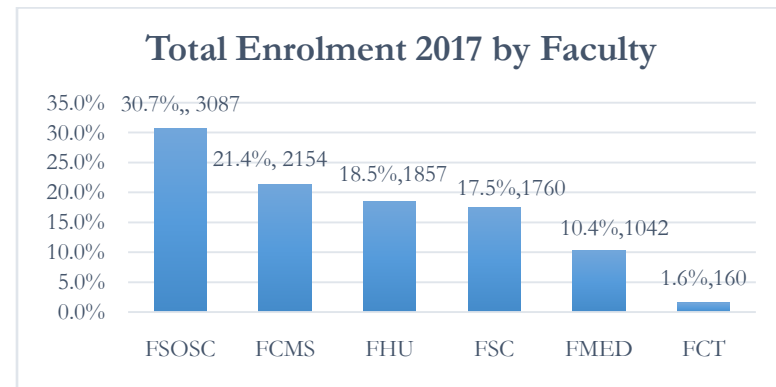
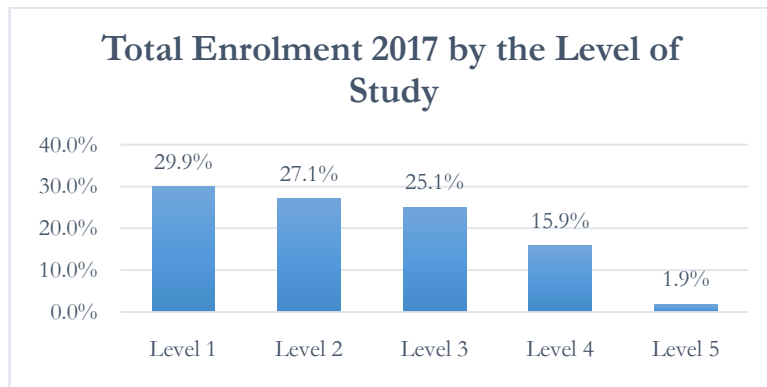
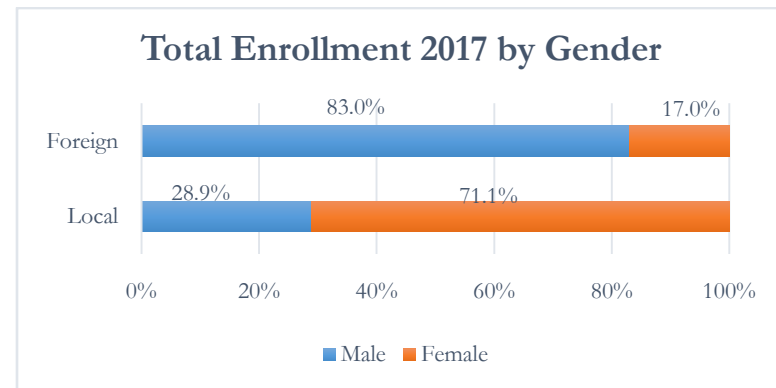
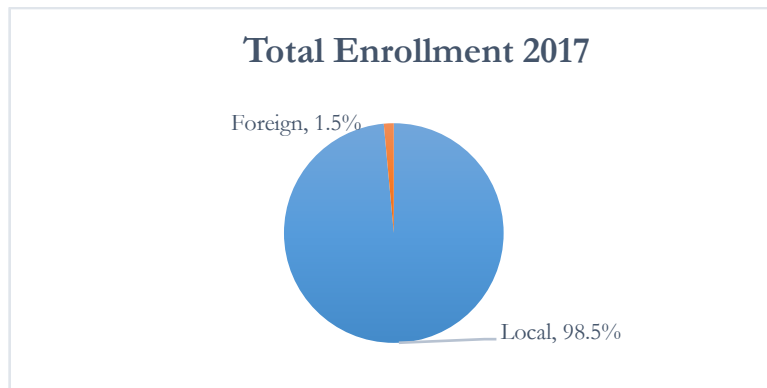
**b. Foreign Students – New Enrollment to Internal Undergraduate Degree Programmes
2015/16**

Faculty	Programme of Study	Country	No. of Students Registered
<i>Year of Intake 2015/16</i>			
Humanities	Humanities	Myanmar	24
		Indonesia	2
		Bangladesh	7
		Cambodia	3
		Vietnam	2
		USA	1
Medicine	Medicine	Bhutan	5
Total			44

44 foreign students have been registered for internal undergraduate degree programmes in 2015/16 academic year and the majority of the foreign students are from Myanmar.

3.2. Total Enrollment 2017 – Internal Undergraduate Degree Programmes

In the year 2017, a total of 10,060 students have been studying in the University. Among them, 1.5% of undergraduates are foreign students. The majority of the local students are female while the majority of foreign students are male students. Also, the highest amount of students are studying at the level one. Also, the majority of students belong to the Faculty of Social Sciences while the least no of students belong to the Faculty of Computing & Technology.



a. Local students –Total Enrollment in Internal Undergraduate Degree Programmes – 2017

In 2017, there have been a total of 9,913 local students for internal undergraduate programmes and the following table illustrates the student enrollment by degree programme and by the level of study.

Faculty	Programme of Study	Medium	Year of Study										Total
			1 (2015/16)		2 (2014/15)		3 (2013/14)		4 (2012/13)		5 (2011/12)		
			Male	Female	Male	Female	Male	Female	Male	Female	Male	Female	
Commerce & Management Studies	Commerce	E	65	133	73	129	63	118	68	113	-	-	762
	Management	E	167	230	137	199	116	222	127	193	-	-	1391
Computing & Technology	Engineering Technology	E	59	27	-	-	-	-	-	-	-	-	86
	Information Communication Technology	E	46	28	-	-	-	-	-	-	-	-	74
Humanities	Humanities	S/ E	111	455	82	315	73	321	42	112	-	-	1511
	Film & Television Studies	S	38	11	16	30	-	-	-	-	-	-	95
	Translation Studies	S/ E	1	22	1	30	2	17	-	-	-	-	73
	Teaching English as a Second Language	E	1	47	1	41	-	-	-	-	-	-	90
Medicine	Medicine	E	70	90	54	102	53	110	61	102	67	110	819
	Speech & Hearing Science	E	4	39	4	28	10	42	4	43	-	-	174
Science	Biological Science	S/ E	32	114	46	120	53	106	7	28	-	-	506
	Physical Science	S/ E	149	119	141	107	118	96	15	18	-	-	763
	Management & Information Technology	E	31	19	25	26	17	26	17	15	-	-	176
	Environmental Conservation Management	E	7	25	15	19	7	34	2	6	-	-	115
	Physical Science - ICT	E	27	20	-	-	-	-	-	-	-	-	47
	Software Engineering	E	37	14	38	10	37	10	-	-	-	-	146
Social Sciences	Social Sciences	S/ E	74	622	133	730	125	685	71	520	-	-	2960
	Peace & Conflict Resolution	S/ E	6	28	11	21	5	25	5	24	-	-	125
Total			925	2043	777	1907	679	1812	419	1174	67	110	9913

b. Foreign Students – Total Enrolment in Internal Undergraduate Programs – 2017

The total number of foreign students enrolled in internal undergraduate degree programmes is 147 and the majority of the students are male students.

Faculty	Programme of Study	Year of Study	Country	Year of Intake	Student Enrolment (total no. of registered students)			Total
					Male	Female	Total	
Commerce & Management Studies	Management	2	Nigeria	2014/15	1		1	1
Humanities	Humanities	1	Myanmar	2015/16	24		24	88
			Indonesia		2		2	
			Bangladesh		7		7	
			Cambodia		3		3	
			Vietnam			2	2	
			USA			1	1	
		2	Cambodia	2014/15	7		7	
			Bangladesh		10		10	
			Myanmar		2		2	
			China		2	1	3	
			Indonesia		1		1	
		3	Myanmar	2013/14	14		14	
			Bangladesh		5		5	
			Singapore			1	1	
			Vietnam		1		1	
Indonesia	2		1		3			
Cambodia	1				1			
Malaysia	1				1			
Social Sciences	Social Science	2	Bhutan	2014/15	1		1	2
			Uganda		1		1	

Foreign Students – Total Enrolment in Internal Undergraduate Programs – 2017 (Cont....)

Faculty	Programme of Study	Year of Study	Country	Year of Intake	Student Enrolment (total no. of registered students)			Total
					Male	Female	Total	
Medicine	Medicine	1	Bhutan	2015/16	5		5	49
		2	Bhutan	2014/15	6		6	
			India			1	1	
			Australia		1		1	
			Sri Lanka		1		1	
		3	Bhutan	2013/14	1	8	9	
		4	Bhutan	2012/13	3	2	5	
			Iran		1		1	
			UAE		1		1	
		5	India			1	1	
	Bhutan		2011/12	7	5	12		
	USA			1		1		
	UAE	2			2			
Speech and Hearing Sciences	2	Maldives	2014/15		1	1		
		Bhutan		1		1		
		Uganda		1		1		
Science	Biological Science	2	Indonesia	2014/15	1		1	7
		3	Kenya	2013/14		1	1	
	Environmental Conservation Management	3	Kenya	2013/14	1		1	
	Software Engineering	2	Kenya	2014/15	1		1	
			Pakistan		2		2	
3	Pakistan	2013/14	1		1			
Total					122	25	147	147

3.3. Students in External Undergraduate Degree Programs – 2017

For external undergraduate degree programmes, a total of 8,257 students have been registered for three degree programs. Including these enrollments there are 95,906 students studying in external degree programs.

a. New Entrants to Undergraduate Degree Programmes

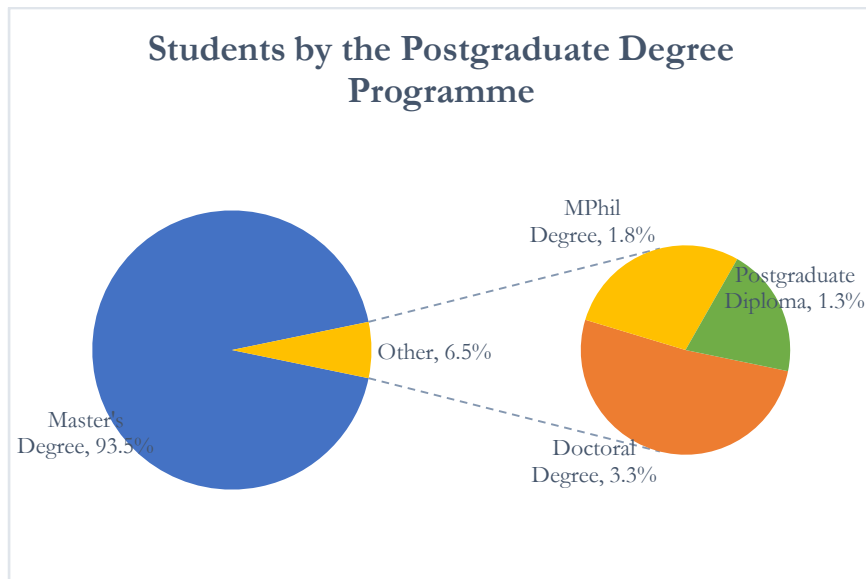
Programme of study	New Entrants (January – December 2017)		
	Male	Female	Total
Bachelor of Arts (General Degree)	1265	6149	7414
Bachelor of Business Management (General) Degree	235	567	802
Bachelor of Commerce (Special) Degree	14	27	41
Total	1514	6743	8257

b. Total Enrollment in Undergraduate Degree Programmes

Programme of study	Student Enrollment (Total number of registered students)		
	Male	Female	Total
Bachelor of Arts (General Degree)	16805	67859	84664
Bachelor of Business Management (General) Degree	3285	7504	10789
Bachelor of Commerce (Special) Degree	91	132	223
Bachelor of Science (Degree)	76	113	189
Bachelor of Science (Occupational Therapy)	17	4	21
Bachelor of Science (Physiotherapy)	12	8	20
Total	20286	75620	95906

3.4. Students in Postgraduate Degree Programmes

University of Kelaniya, Faculty of Graduate Studies offers postgraduate study opportunities in pursuing Postgraduate Diploma, Master's Degree programmes, MPhil Degree programmes and Doctoral Degree programmes. In the year 2017 a total of 2,709 students have been studying in several postgraduate degree programmes and among these, 1,771 students are new entrants to the Postgraduate degree programmes and 6 are foreign students.



Postgraduate Degree Program	Number of Students
Postgraduate Diploma	35
Master's Degree	2528
MPhil Degree	50
Doctoral Degree	90
Total	2703

a. Local Students in Postgraduate Studies

In 2017, total local student enrollment in postgraduate study programmes is 2,703 where the majority have been enrolled to the Master's degree programmes (2,528 students). 90 students have been studying for doctoral studies while the majority of the students belong to the Doctor of Business Administration programme which is the first ever Doctoral degree programme in Business Administration in the University System.

Faculty	Programme of Study	New Entrants			Student Enrollment		
		Male	Female	Total	Male	Female	Total
Postgraduate Diploma							
Commerce & Management Studies	PGD in Marketing	29	6	35	29	6	35
Total number of students in Postgraduate degree programmes		29	6	35	29	6	35
Master's Degree							
Commerce & Management Studies	Master of Commerce	11	14	25	49	35	84
	Master of Business Administration	73	63	136	146	97	243
	Master of Human Resources Management	22	27	49	34	54	88
	Master of Business Management in Marketing	20	11	31	62	30	92
	Master of Business Studies	44	34	78	81	69	150
Humanities	MA in Buddhist Studies	61	5	66	70	40	110
	MA in Sinhala	27	59	86	58	125	183
	MA in Linguistics	34	126	160	74	236	310
	MA in Christian Studies	8	11	19	23	22	45
	MA in Drama & Theater	15	40	55	34	107	141
	MA in Fine Arts	19	17	36	19	17	36
Medicine	Master of Public Health	6	24	30	13	37	50
Science	MSc in Industrial & Environmental Chemistry	27	32	59	42	43	85
	MSc in Crop Protection & Plant Biotechnology	4	11	15	4	11	15
	MSc in Applied Microbiology	0	0	0	0	13	13
	MSc in Food & Nutrition	0	0	0	3	20	23
Social Sciences	MA in Sociology	145	158	303	145	158	
	MA in Sociology (English Medium)	15	24	39	15	24	
	MA in Archeology	1	3	4	1	3	
	MA in Economics	118	119	237	118	119	237
	MA in Economics - English Medium	21	35	56	21	35	56
	MA in Geography	12	12	24	12	12	24
	MA in History	10	12	22	10	12	22
	MA in Mass Communication	6	24	30	6	24	30
	MA in Philosophy	0	0	0	4	0	4
MA in Political Science	14	24	38	14	24	38	

Local Students in Postgraduate Studies

Faculty	Programme of Study	New Entrants			Student Enrollment		
		Male	Female	Total	Male	Female	Total
<i>Master's Degree</i>							
	MA in Library Information Science	0	1	1	0	1	1
	MSSc in Sociology	1	8	9	1	10	11
	MSSc in Archeology	1	0	1	1	0	1
	MSSc in Economics	0	3	3	2	5	7
	MSSc in Geography	3	7	10	3	8	11
	MSSc in History	1	2	3	2	9	11
	MSSc in Mass Communication	7	18	25	10	30	40
	MSSc in Political Science	2	7	9	2	9	11
	MSSc in Library Information Science	1	3	4	4	6	10
	<i>Total number of students in Master's degree programmes</i>	<i>729</i>	<i>934</i>	<i>1663</i>	<i>1083</i>	<i>1445</i>	<i>2528</i>
<i>MPhil Degree</i>							
	MPhil in Management	1	0	1	1	1	2
	MPhil in Sociology	1	0	1	7	0	7
	MPhil in Philosophy	1	0	1	2	0	2
	MPhil in Mass Communication	2	0	2	3	0	3
	MPhil in Archeology	0	0	0	0	1	1
	MPhil in History	1	1	2	1	1	2
	MPhil in Chemistry	1	3	4	1	5	6
	MPhil in Physics	0	0	0	1	0	1
	MPhil in Botany	0	1	1	0	1	1
	MPhil in Statistic	1	0	1	1	0	1
	MPhil in Zoology	0	1	1	0	1	1
	MPhil in Clinical Hematology & Molecular	0	0	0	1	0	1
	MPhil in Physiology	0	0	0	0	1	1
	MPhil in Veterinary Medicine & Animal Science	0	0	0	0	1	1
	MPhil in Molecular Entomology	0	0	0	1	0	1
	MPhil in Linguistics	1	4	5	2	7	9
	MPhil in Fine Art	0	0	0	1	0	1
	MPhil in French	0	0	0	0	1	1
	MPhil in Drama & Theater Arts	0	0	0	0	1	1
	MPhil in Buddhist Studies	0	0	0	1	0	1
	MPhil in Buddhist Philosophy	2	0	2	2	0	2
	MPhil in Christian Culture	1	0	1	1	0	1
	MPhil in International Studies	0	1	1	0	1	1
	MPhil in Computer Science	0	0	0	0	1	1
	MPhil in Applied Computing	0	1	1	0	1	1
	<i>Total number of students in MPhil degree programmes</i>	<i>12</i>	<i>12</i>	<i>24</i>	<i>26</i>	<i>24</i>	<i>50</i>

Local Students in Postgraduate Studies

Faculty	Programme of Study	New Entrants			Student Enrollment		
		Male	Female	Total	Male	Female	Total
<i>Doctoral Degree</i>							
	Doctor of Business Administration	20	3	23	40	7	47
	PhD in Management	7	1	8	7	1	8
	PhD in Human Resource Management	1	0	1	1	0	1
	PhD in Community Medicine	0	0	0	0	2	2
	PhD in Gynecology	0	0	0	1	0	1
	PhD in Physiology	0	0	0	0	1	1
	PhD in Clinical Medicine	0	1	1	0	1	1
	PhD in Clinical Nutrition	0	0	0	0	1	1
	PhD in Obstetrics & Gynaecology	1	0	1	1	0	1
	PhD in Entomology	1	0	1	1	0	1
	PhD in Medical Education	0	1	1	0	1	1
	PhD in Sociology	1	2	3	2	2	4
	PhD in Library & Information Science	0	0	0	2	1	3
	PhD in Industrial Management	0	1	1	0	2	2
	PhD in Zoology	1	0	1	1	0	1
	PhD in Chemistry	0	0	0	1	4	5
	PhD in Botany	0	0	0	0	1	1
	PhD in Bio Chemistry	0	0	0	1	0	1
	PhD in Sinhala	1	0	1	1	0	1
	PhD in Linguistics	0	4	4	0	4	4
	PhD in Buddhist Philosophy	1	0	1	1	0	1
	PhD in Buddhist Culture	0	1	1	0	1	1
	PhD in Information Technology	1	0	1	1	0	1
	<i>Total number of students in Doctoral degree programmes</i>	<i>35</i>	<i>14</i>	<i>49</i>	<i>61</i>	<i>29</i>	<i>90</i>
	Total	805	966	1771	1199	1504	2703

b. Foreign Students in Postgraduate Studies

In 2017, six foreign students have been enrolled for Master's and Doctoral degree programmes.

Faculty	Programme of Study	Full Time/ Part Time	Country	Nationality	New Entrants			Student Enrolment		
					Male	Female	Total	Male	Female	Total
Graduate Studies	Master's Degree									
	Master of Business Marketing	Full Time/ Part Time	Bangladesh	Bangladeshis	1	0	1	1	0	1
	MA in Linguistics	Full Time/ Part Time	USA	American	1	0	1	1	0	1
			UK	English	1	0	1	1	0	1
	Total				3	0	3	3	0	3
	Doctoral Degree									
	PhD in Linguistics	Full Time	China	Chinese	1	1	2	1	1	2
	PhD in Marketing Management	Full Time	Palestine	Palestine	1	0	1	1	0	1
	Total				2	1	3	2	1	3
	Grand Total				5	1	6	5	1	6

3.5. Foreign Student in Short Term Training/ Assignments (Not less than one-month duration) – 2017

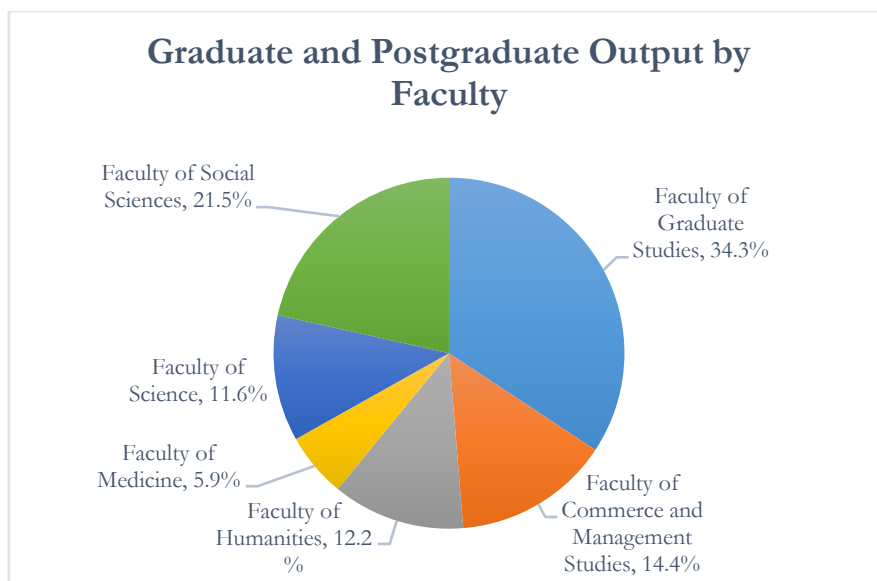
Seven foreign students have visited the University of Kelaniya from January to December 2017 for short term training and assignments and the majority of the students are from Germany.

Faculty	Programme of Study	Country	No. of Students visited/trained			Remarks
			Male	Female	Total	
Science	Bachelor of Science	Germany	-	1	1	From Humboldt University Berlin
Humanities	Bachelor of Arts	Italy	1	1	2	Erasmus Mundus IMPAKT Project
		France	-	1	1	Erasmus Mundus IMPAKT Project
Commerce & Management Studies	Master of Business Administration	Germany	2	1	3	From Kiel University of Applied Sciences

4. GRADUATE OUTPUT



In 2017, 3,700 students have been passed out from undergraduate and postgraduate degree programmes. With undergraduate degree programmes, a total of 1,751 students out of 2,431, have obtained a class which represents 72% of the total undergraduate output. Also, 1,269 graduates have passed out from postgraduate study programmes.



Faculty	Graduate Output
Commerce & Management Studies	533
Graduate Studies	1269
Humanities	452
Medicine	220
Science	430
Social Sciences	796
Total	3700

A highest percentage of graduates have been passed out from the Faculty of Graduate Studies. Apart from the Faculty of Graduate Studies, highest number of graduates have been passed from the Faculty of Social Sciences.

4.1. Graduate Output 2017 – Internal Degree Programmes

2,431 students have been graduated in 2017 from the internal undergraduate degree programmes and the majority of graduates have obtained second class upper divisions while 207 students (8.51%) have obtained first class honors.

Faculty	Programme of Study	Total No. Graduated									
		First Class		Second Upper		Second Lower		Pass		Total	
		M	F	M	F	M	F	M	F	M	F
Commerce & Management Studies	BCom (Special)	3	7	3	9	6	5	35	30	47	51
	BCom (Special) Entrepreneurship	0	0	0	4	2	3	8	1	10	8
	BCom (Special) Technology	0	0	2	2	2	2	13	7	17	11
	BCom (Special) Financial Management	0	7	3	17	5	6	0	2	8	32
	BBMgt (Special) Human Resource Management	0	10	3	32	5	24	25	11	33	77
	BBMgt (Special) Accountancy	0	6	12	26	8	12	22	12	42	56
	BBMgt (Special) Marketing Management	3	11	10	23	14	6	20	5	47	45
	BBMgt (Special) Finance	3	4	3	13	5	3	11	7	22	27
Humanities	BA (General)	0	21	6	96	14	21	57	40	77	178
	BA (Special)	2	32	21	100	7	12	11	12	41	156
Medicine	MBBS	1	2	4	14	15	30	38	64	58	110
	BSc SHS (Specializing in Speech and Language Therapy)	0	1	0	12	4	9	2	8	6	30
	BSc SHS (Specializing in Audiology)	0	2	1	5	0	4	0	1	1	12
	BSc (SHS)	0	0	0	0	0	0	1	2	1	2
Science	BSc (General) Degree - Biological Science	1	2	5	37	4	20	16	8	26	67
	BSc (General) Degree - Physical Science	0	0	8	16	14	20	70	21	92	57
	BSc (General) Degree - Environmental Conservation and Management	0	0	1	11	2	2	6	8	9	21
	BSc (General) Degree - Management and Information Technology	0	0	2	1	2	1	9	4	13	6
	BSc (Special) Degree - Biological Science	1	14	3	25	1	4	0	0	5	43
	BSc (Special) Degree - Physical Science	5	11	9	14	0	1	2	0	16	26
	BSc (Special) Degree - Environmental Conservation and Management	2	7	0	1	0	0	0	0	2	8
	BSc (Special) Degree - Management and Information Technology	5	13	6	13	1	1	0	0	12	27
Social Sciences	BA (General)	0	5	2	37	0	16	8	16	10	74
	BA (Special)	0	26	69	524	5	21	28	39	102	610
Total		26	181	173	1032	116	223	382	298	697	1734



4.2. Graduate Output 2017 – External Degree Programmes

Programme of study	General/ Special	No. Graduated		
		Male	Female	Total
Bachelor of Business Management (General) Degree	General	102	529	631

631 students have been graduated from the External degree programme, Bachelor of Business Management (General) Degree in 2017.

4.3. Postgraduate Output 2017

Faculty	Programme of Study	Degree	No. Graduated		
			Male	Female	Total
Commerce & Management Studies	Master of Commerce	MCom	6	7	13
	Master of Business Administration	MBA	45	27	72
	Master of Business Finance	MBus	15	10	25
	Master of Human Resource Management	HRM	8	10	18
	Postgraduate Diploma in Human Resource Management	HRM	-	3	3
	Postgraduate Diploma in Commerce	PD	1	2	3
Computing & Technology	Master of Philosophy	MPhil	-	1	1
Humanities	Doctor of Philosophy	PhD	5	-	5
	Master of Philosophy	MPhil	13	8	21
	Master of Arts	MA	78	122	200
Medicine	Doctor of Philosophy	PhD	3	-	3
	Master of Philosophy	MPhil	-	4	4
	Master of Public Health in Epidemiology	MSc	-	3	3
Science	Doctor of Philosophy	PhD	1	5	6
	Master of Philosophy	MPhil	4	1	5
	Master of Science	MSc	1	4	5
	Master of Science	MSc	-	4	4
	Postgraduate Diploma	PD	17	4	21
Social Sciences	Doctor of Philosophy	PhD	7	3	10
	Master of Philosophy	MPhil	8	3	11
	Master of Social Sciences	MSSc	18	36	54
	Master of Defense	MSSc	-	1	1
	Master of Social Science(One Year)	MSSc	-	1	1
	Master of Arts (One Year)	MA	262	504	766
	Postgraduate Diploma	PD	4	8	12
Postgraduate Certificate	PC	1	1	2	
Total			497	772	1269

Total of 1,296 students have completed the postgraduate studies where the majority have obtained the Master of Arts degree.

5. DETAILS OF NEW COURSES STARTED – 2017

University of Kelaniya has introduced three Masters programmes in the fields of Medicine and Sciences in 2017. Except these, four diploma programmes and seven certificate courses have been initiated during 2017.

Faculty / Category	Department/Centre	Course Name	Medium of Study	Duration	Certificate	Diploma	Masters	
Humanities	Sinhala	Non Sinhalese Certificate Course	Sinhala	1 year	✓			
	Drama & Theatre & Image Arts Unit	Film & Television	Sinhala	1 year		✓		
	Department of Pali & Buddhist Studies	Buddhist Psychology and Counselling	Sinhala	1 year		✓		
	Department of Modern Languages	Advanced Certificate in Modern Chinese	Sinhala & English	10 months	✓			
Medicine	Department of Forensic Medicine	Higher Diploma in Crime Investigation	Sinhala	2 years		✓		
	Department of Public Health	MPH in Epidemiology	English	2 years			✓	
Science	Department of Botany	MSc in Crop Protection and Plant Biotechnology	English	2 years			✓	
	Department of Microbiology	MSc in Food and Nutrition	English	2 years			✓	
	Information and Communication Technology Centre	MS-Office		Sinhala	50 hrs.	✓		
		Graphic Designing		Sinhala	50 hrs.	✓		
		Web Designing		Sinhala	45hrs.	✓		
Hardware Technology		Sinhala	40 hrs.	✓				
Social Sciences	Department of Library and Information Science	Diploma in Information Management and Technology	Sinhala	1 year		✓		
Administration	Administration	Advanced Certificate Course in Soft Skills Development	English/ Sinhala	04 months	✓			

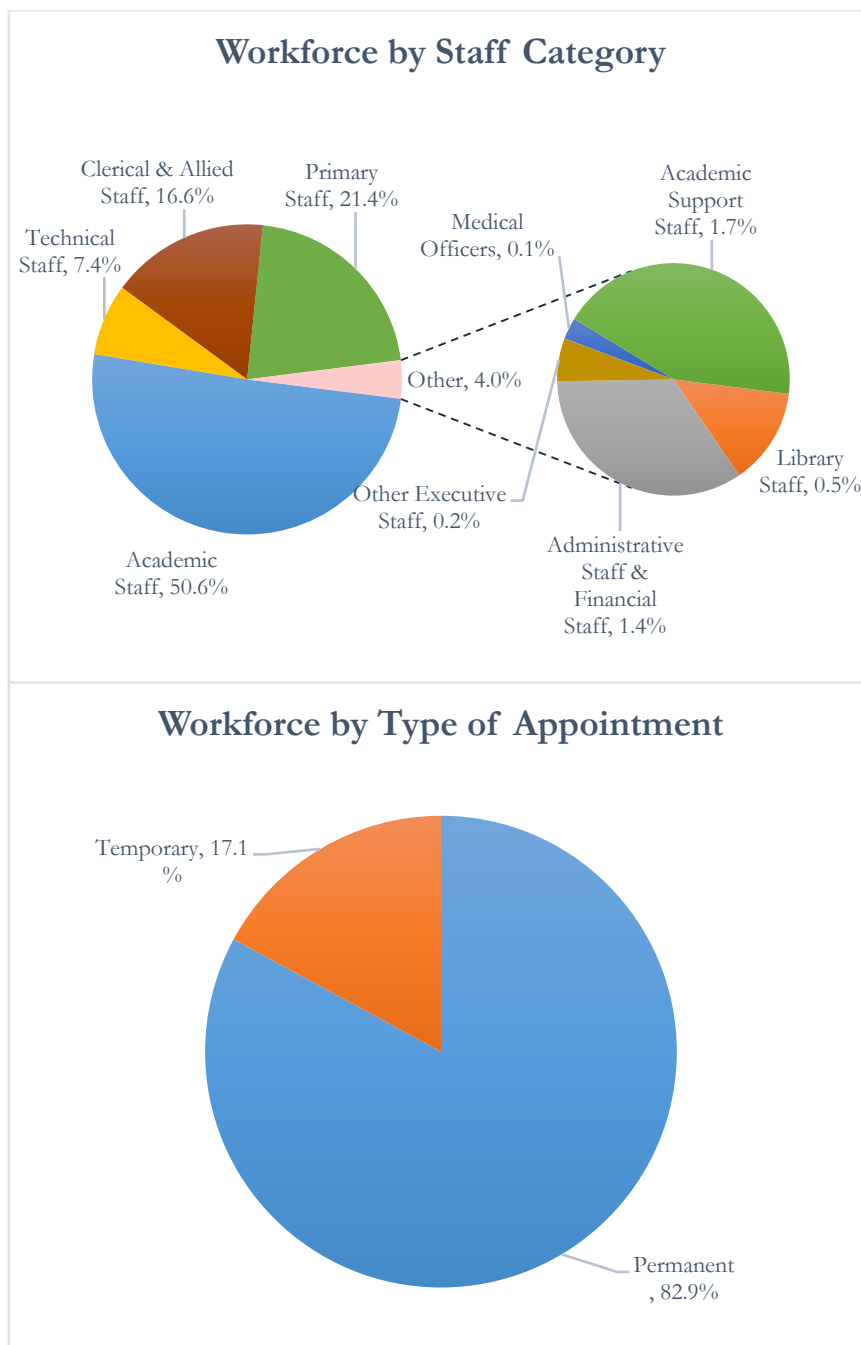
6. HUMAN RESOURCES OF THE UNIVERSITY



The human resources of the University of Kelaniya consist of several employee categories; Academic staff members, Librarians, Administration staff members, Academic Support staff members, Other Executive staff members, Medical Officers and Non- academic staff members. Representing all of these categories the University has provided employment to a total of 1,392 employees over the year 2017 in which the majority are from the Academic staff category.`

6.1. University Staff– Approved Cadre and Present Staff

The Workforce of the University of Kelaniya is consisted of mainly, permanent and temporary employees belonging to nine different employee categories in which the majority of the employees belong to the Academic staff category.



Approved cadre of the University and the existing staff are illustrated in the following table.

Staff Category	Salary Scale	Approved Cadre	Existing Staff						Permanent Cadre Vacancies
			Permanent			Temporary			
			Male	Female	Total	Male	Female	Total	
Academic Staff	<i>U-AC 3 to U-AC 5</i>	781	285	278	563	-	-	-	218
	<i>U-AC 1 to U-AC 2</i>	279	-	-	-	87	200	287	0
Library Staff	<i>U-AC 5</i>	1	-	-	-	-	-	-	1
	<i>U-AC 4</i>	1	-	-	-	-	-	-	1
	<i>U-AC 3</i>	12	2	7	9	-	-	-	3
Administrative Staff & Financial Staff	<i>U-EX 3</i>	2	1	1	2	-	-	-	0
	<i>U-EX 2</i>	16	5	9	14	-	-	-	2
	<i>U-EX 1</i>	13	2	5	7	-	-	-	6
Other Executive Staff	<i>U-EX 3</i>	-	-	-	-	-	-	-	0
	<i>U-EX 2</i>	2	1	1	2	-	-	-	0
	<i>U-EX 1</i>	2	1	1	2	-	-	-	0
Medical Officers	<i>U-MO 2</i>	1	-	-	-	-	-	-	1
	<i>U-MO 1</i>	2	2	-	2	-	-	-	0
Academic Support Staff	<i>U-AS 2</i>	51	13	6	19	-	-	-	22
	<i>U-AS 1</i>		4	6	10	-	-	-	
Technical Staff	<i>U-EX 2</i>	139	-	4	4	-	-	-	14
	<i>U-EX 1</i>		1	11	12	-	-	-	
	<i>U-MN 4</i>		16	17	33	-	-	-	
	<i>U-MN 3</i>		3	-	3	-	-	-	
	<i>U-MN 2</i>		-	-	-	-	-	-	
	<i>U-MN 1</i>		-	-	-	-	-	-	
Clerical & Allied Staff	<i>U-MN 4</i>	329	14	69	83	-	-	-	51
	<i>U-MN 3</i>		5	4	9	-	-	-	
	<i>U-MN 2</i>		5	-	5	-	-	-	
	<i>U-MN 1</i>		67	114	181	-	-	-	
Primary Staff	<i>U-PL 3</i>	429	91	11	102	-	-	-	70
	<i>U-PL 2</i>		31	17	48	-	-	-	
	<i>U-PL 1</i>		192	17	209	-	-	-	
Total		2060	789	603	1392	87	200	287	389

6.2. Academic Staff – Approved Cadre and Present Staff

*Includes library staff members

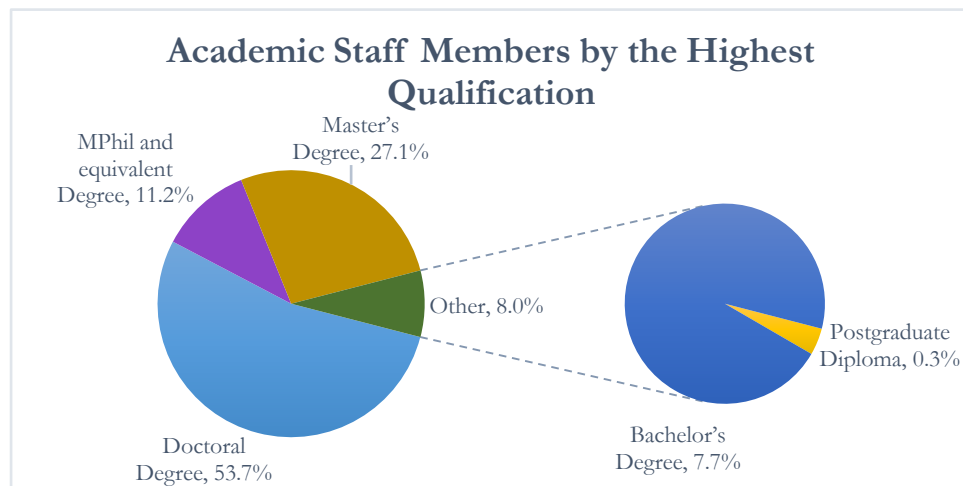
Designation		Salary Scale	Approved Cadre	Existing Staff						Vacancies
				Permanent			Temporary			
				Male	Female	Total	Male	Female	Total	
Professor Chair	Senior Professor	U-AC 5 (I)	47	7	2	9	0	0	0	28
	Professor	U-AC 5 (II)		6	4	10	0	0	0	
Senior Professor		U-AC 5 (I)	748	22	6	28	0	0	0	195
Professor		U-AC 5 (II)		47	19	66	0	0	0	
Associate Professor		U-AC 4		5	3	8	0	0	0	
Senior Lecturer Grade I/ Senior Assistant Librarian Grade I		U-AC 3(I)		68	59	127	0	0	0	
Senior Lecturer Grade II/ Senior Assistant Librarian Grade II		U-AC 3(II)		85	107	192	0	0	0	
Lecturer/ Assistant Librarian		U-AC 3(III)		25	30	55	0	0	0	
Lecturer (Probationary)		U-AC 3(IV)		22	55	77	0	0	0	
Temporary Lecturer/ Temp. Asst. Lecturer		U-AC 2 (fixed)	66	0	0	0	38	103	141	-
Temporary Research Assistant		U-AC 2/U-AC 1 (fixed)	6	0	0	0	0	1	1	5
Temporary Demonstrator		U-AC 1 (fixed)	207	0	0	0	45	90	135	72
Temporary Instructor		U-AC 1 (fixed)	0	0	0	0	1	1	2	-
Temporary Tutor		U-AC 1 (fixed)	0	0	0	0	3	5	8	-
Total			1074	287	285	572	87	200	287	300

University of Kelaniya has 572 permanent academic staff members and 287 temporary academic staff members.

6.3. Highest Qualifications of Workforce

a. Academic Staff Members

Qualification	Faculty							Total
	Commerce & Management Studies	Computing & Technology	Humanities	Medicine	Science	Social Sciences	Library	
Doctoral Degree	32 (31%)	10 (77%)	50 (51%)	95 (76%)	83 (70%)	37 (36%)	-	307 (54%)
MPhil and equivalent Degree	3 (3%)	-	26 (26%)	6 (5%)	7 (6%)	22 (21%)	-	64 (11%)
Master's Degree	62 (60%)	1 (8%)	19 (19%)	10 (8%)	15 (12%)	39 (38%)	9 (100%)	155 (27%)
Postgraduate Diploma	-	-	-	2 (2%)	-	-	-	2 (0.3%)
Bachelor's Degree	6 (6%)	2 (15%)	4 (4%)	12 (10%)	14 (12%)	6 (5%)	-	44 (8%)
Total	103	13	99	125	119	104	9	572



Most of the Academic Staff members of the University of Kelaniya have doctoral qualifications.

Faculty of Computing and Technology, Faculty of Medicine and Faculty of Science has got the highest percentage of Doctoral Degree holders out of the respective total staff members of each Faculty.

b. Administrative and Financial Staff

The following table illustrates the academic and professional qualifications obtained by the administration and financial staff members of the University of Kelaniya.

Designation	Number of Officers	Highest Academic Qualifications				Professional Qualifications
		Diploma	Bachelor's Degree	Postgraduate Diploma	Postgraduate Degree	
Registrar	1	-	-	-	1	2
Bursar	1	-	1	-	-	1
Deputy Registrar	3	-	1	-	2	1
Deputy Bursar	3	1	2	-	-	3
Senior Assistant Registrar	6	-	1	2	2	1
Senior Assistant Bursar	1	-	-	-	1	2
Senior Assistant Internal Auditor	1	-	1	-	-	2
Assistant Registrar	5	1	-	1	3	-
Assistant Bursar	2	-	1	-	1	1
Chief Security Officer	1	-	-	-	1	-
Curator	1	1	-	-	-	-
Works Engineer	1	-	1	-	-	1
Senior Personal Secretary	1	-	1	-	-	-
Total	27	3 (11%)	10 (37%)	4 (15%)	10 (37%)	14

A highest percentage of staff members are Senior Assistant Registrars and the majority of the total administration and financial staff members possess either degree qualifications (37%) or postgraduate qualifications (37%).

c. Non- Academic Staff

Designation Category	Number of Staff	Postgraduate Degree	Degree	Diploma	Other Qualifications
Most Senior Staff	58	3 (5%)	8 (14%)	5 (9%)	42 (72%)
Senior Staff	77	1 (1%)	17 (22%)	9 (12%)	50 (65%)
Junior Staff	169	3 (2%)	37 (22%)	16 (9%)	113 (67%)
Minor Employees	365	-	1 (0.25%)	1 (0.25%)	363 (99.5%)

The above table illustrates the qualifications obtained by the non- academic staff of the University of Kelaniya by 2017. According to the statistics, a considerable percentage of junior and senior staff possess degree qualifications.

6.4. Information of International Staff Visited – 2017

In the year of 2017, total of 59 international staff has visited the University for undergraduate and postgraduate teaching under visiting scholar programs and for research work and research conferences. The following table illustrates descriptive information on international staff visited the University.

Faculty	Department	Name of the Programme	Country	No. of Staff
Commerce & Management Studies	Accountancy	ICARE - Research Conference	UK	1
		Visiting Fellowship Programme	Australia	1
Computing & Technology	All Departments of the Faculty	Learning Centered Instructions for Technical Education	UK	1
	Department of Computer Systems Engineering, Department of Software Engineering, Department of Applied Computing, Department of Physics, Department of Statistics & Computer Science, Department of Drama & Theater, Department of Human Resources Management, Department of Geography, Department of Medical Education	Learning Centered Instructions (for all faculties)	UK	1
Humanities	Hindi	Undergraduate Teaching	India	1
	Western Classical Culture & Christian Culture	Undergraduate Symposium	Sri Lanka	-
Medicine	Biochemistry and Clinical Chemistry	Workshop on Mammalian Cell Culture	Italy	1
	Disability Studies	BSc Speech and Hearing (Audiology)	India	1
		BSc Speech and Hearing (Audiology)	Australia	1
		BSc Speech and Hearing (Speech and Language Therapy)	Australia	1
		Special Education	USA	1
	Medical Education	Workshop associated with NFCPD Conference	-	1
		NFCPD Conference	-	2
		Monitoring your research project	-	1
Molecular Medicine Unit	Second International Workshop on Medical and Molecular Entomology	Sri Lanka	2	
Obstetrics & Gynecology	Senior Academic fellow-UG/PG Teaching	UK	1	

Information of International Staff Visited – 2017 (Cont....)

Faculty	Department	Name of the Programme	Country	No. of Staff
Medicine	Parasitology	Detection of parasitological diseases using molecular based methods to the staff members and research students at the Department of Parasitology	Japan	12
	Paediatrics	Postgraduate Teaching	Canada	4
	Physiology	International conference on radiation protection and environmental radioactivity	Sri Lanka	1
		Clinical Autonomic quantitation workshop	USA	1
		Techniques in Physiology for SAARC nations	India	1
	Public Health	Community Health Strand	USA	1
		MPH in Epidemiology	-	1
		Research	USA	1
Science	Chemistry	Undergraduate teaching and research	Japan	1
	Mathematics	Visiting Academic Fellowship - 2017	USA	2
	Physics	Visiting Scholar Programme	India	1
	Zoology & Environmental Management	How to publish your undergraduate research nationally/ internationally.	Australia	1
		Higher education opportunities in overseas universities	Australia	1
		Opening the temporal window: How lengthening time series affect our understanding of sea floor ecology	Australia	1
		Feeding the World: the potential of fisheries and aquaculture to contribute to UN SDG's	Australia	1
		International training course on field sampling and identification of ants	India	2
Social Sciences	Economics	Quantitative tools for Policy Analysis	Japan	1
		Macro-Economic Modeling	Japan	1
	International Studies	International Conference for Social Sciences and Humanities	USA	1
		The Fifth International Conference on Business and Social Sciences	Japan	1

6.5. Overseas Fellowships, Scholarships/ Awards Received for Professional Development by The Academic Staff – 2017

For professional development, 81 academic staff members of each Faculty have received scholarships and fellowships for various kinds of workshops, research conferences and awards.

Faculty	Faculty/Department/Division/Unit	Designation	Type of Programme	No. of Staff Received
Humanities	Western Classical Culture & Christian Culture	Senior Lecturer	Conference	1
Science	Industrial Management	Researcher	Workshop	1
	Zoology & Environmental Management	Professor	Training (Thailand)	1
		Senior Lecturer		1
Social Sciences	International Studies	Senior Lecturer	Fellowship (Conference): The Queensland Programme for Japanese Education (QPJE) 2017 - Queensland, Australia	1
	Social Statistics	Senior Lecturer	Australia Awards Fellowship	2
Medicine	Anatomy	Senior Lecturer	Workshop Abu-Dhabi -Jan 2017, June2017	35
		Senior Lecturer	Workshop - Pakistan January 2017	20
	Pharmacology	Senior Professor	Research Council, UK/Welcome Trust/DfiD Programme grant in collaboration with Duke-National University of Singapore Graduate Medical School	1
		Senior Professor	National Health & Medical Research Council, Australia, in collaboration with the George Institute for Global Health	1
		Senior Professor	National Health & Medical Research Council, Australia, in collaboration with the George Institute for Global Health	1
Medicine	Biochemistry	--	ICMR fellowship award 2017 for a short training (1 month) on hematogenetics at NIIH , Mumbai	1
		--	CICS award 2017 , India for three month training	1
	Disability Studies	Lecturer	Workshops	1
		Lecturer Probationary	Research conference	3
		Senior Lecturer	Research conference	1
		Senior Lecturer	Research grant	1
	Molecular Medicine Unit	Senior Lecturer	Fellowships from the IAEA through a research project	2
	Obstetrics and Gynecology	Senior Lecturer	Training grants	1
	Parasitology	Lecturer Probationary	Overseas Training	1
	Surgery	Senior Lecturer	TA TME Cadaver Course in Milan, Italy	1
			International GI endoscopy advance course in France	1
			Workshop on new steps in Critical Care Medicine in Georgia	1
			Course in Anesthesia and Hospital Management in Singapore	1

7. RESEARCH & DEVELOPMENT



University of Kelaniya has excelled in the research and development throughout the year 2017. Twenty-three academics from the Faculty of Medicine and two from the Faculty of Science has been awarded as the best scientific researchers in Sri Lanka at the President's awards for Scientific Research. Apart from the research projects, the academics of the Faculty of Computing and Technology and Faculty of Science have received patents for their products. The various awards and rewards obtained by the Faculty of the University render the academic excellence of the University has ascended in the year 2017.

7.1 Publications by the Academic Staff of the University – 2017

The year 2017 has been a significant year for the University in publications done by the academic staff of the University. 200 refereed indexed journal articles and 206 refereed non published in 2017. Further, 739 abstracts and 95 full papers have been presented in conference proceedings throughout in the year. Moreover, 56books have been published locally and internally.



Faculty		Publication Category	Number Published		
			Local	Foreign	
Commerce & Management Studies	1	No. of publications in refereed indexed Journals	3	11	
	2	No. of publications in refereed non-indexed Journals	46	34	
	3	No. of publications in refereed indexed e-journals	4	4	
	4	No. of publications in refereed non-indexed e-journals	6	2	
	5	Conference Proceedings	5.1 No. of papers published as full papers	25	12
			5.2 No. of abstract publications	198	11
	6	No. of Book Chapters published	1	3	
7	No. of Books/Text Books published in the area of expertise	7.1 By a publisher	1		
		7.2 By an author	6		
Computing & Technology	1	No. of publications in refereed indexed Journals			
	2	No. of publications in refereed non-indexed Journals			
	3	No. of publications in refereed indexed e-journals			
	4	No. of publications in refereed non-indexed e-journals			
	5	Conference Proceedings	5.1 No. of papers published as full papers	3	3
			5.2 No. of abstract publications	30	
	6	No. of Book Chapters published			
7	No. of Books/Text Books published in the area of expertise	7.1 By a publisher			
		7.2 By an author			
Humanities	1	No. of publications in refereed indexed Journals	18	6	
	2	No. of publications in refereed non-indexed Journals	28	5	
	3	No. of publications in refereed indexed e-journals	14	2	
	4	No. of publications in refereed non-indexed e-journals			
	5	Conference Proceedings	5.1 No. of papers published as full papers	2	3
			5.2 No. of abstract publications	32	11
	6	No. of Book Chapters published	2	11	
7	No. of Books/Text Books published in the area of expertise	7.1 By a publisher	21	3	
		7.2 By an author	4		

Faculty		Publication Category	Number Published		
			Local	Foreign	
Medicine	1	No. of publications in refereed indexed Journals	19	102	
	2	No. of publications in refereed non-indexed Journals	35	2	
	3	No. of publications in refereed indexed e-journals		31	
	4	No. of publications in refereed non-indexed e-journals	1	2	
	5	Conference Proceedings	5.1 No. of papers published as full papers	4	3
			5.2 No. of abstract publications	209	88
	6	No. of Book Chapters published	1	4	
7	No. of Books/Text Books published in the area of expertise	7.1 By a publisher	3	1	
		7.2 By an author			
Science	1	No. of publications in refereed indexed Journals	4	33	
	2	No. of publications in refereed non-indexed Journals	5	3	
	3	No. of publications in refereed indexed e-journals	2	3	
	4	No. of publications in refereed non-indexed e-journals		1	
	5	Conference Proceedings	5.1 No. of papers published as full papers	17	1
			5.2 No. of abstract publications	83	11
	6	No. of Book Chapters published	4		
7	No. of Books/Text Books published in the area of expertise	7.1 By a publisher	1		
		7.2 By an author			
Social Sciences	1	No. of publications in refereed indexed Journals	1	3	
	2	No. of publications in refereed non-indexed Journals	40	8	
	3	No. of publications in refereed indexed e-journals	9	2	
	4	No. of publications in refereed non-indexed e-journals	3		
	5	Conference Proceedings	5.1 No. of papers published as full papers	15	7
			5.2 No. of abstract publications	39	27
	6	No. of Book Chapters published	9		
7	No. of Books/Text Books published in the area of expertise	7.1 By a publisher	11		
		7.2 By an author	5		

7.2 Science & Technology Output of the University – 2017

Six products and a process have been developed by the Faculty of Medicine and Faculty of Commerce & Management Studies while two products have been publicized in 2017.

Name of the Faculty	Name of the S & T Development Output	Status	
		Developed	Commercialized/ Publicized
<i>Development of new product/processes</i>			
Commerce & Management Studies	YBTER 2017	✓	
Medicine	Development and Validation of Hybrid Computer-Based Simulator for Heart & Lung (SimHal) disease diagnosis for education purposes	✓	
	Mobile app for breast cancer patient management	✓	✓
	Mobile app for stoma patient management	✓	✓
	Larval food composter for san fly food fermentation	✓	
	Battery operated mouth aspirator	✓	
	Filtered mouth aspirator	✓	

7.3 Details of Patents Obtained by the University – 2017

Representing the University of Kelaniya, the Faculty of Science has been able to fill two national patents and one national patent has been received while the Faculty of Computing and Technology has received and sold/ licensed an international patent in 2017.

Faculty	Name of the Patent	Status		
		Filed	Received	Sold/ Licensed
<i>National</i>				
Science	Respiro - Air Purifying Helmet	✓		
	Smart White Cane	✓		
	A composition of water hyacinth biomass energy briquettes.		✓	
<i>International</i>				
Computing & Technology	An Improved Process for the recovery of rare earth metals from permanent magnets.		✓	✓

7.4 Details of Knowledge Dissemination Programmes Held by the University – 2017

The University of Kelaniya always focuses on a wide area of academic involvement to enhance the learning and development culture of the country. Thus, every year each department organizes several knowledge dissemination programmes to general public, undergraduate or school level students.

In 2017, 180 different knowledge dissemination programmes have been organized by each faculty as shown in below table.

Category of Knowledge Dissemination Programs	FCMS	FCT	FHU	FMED	FSC	FSOSC	OTHER
Conducting Workshops	7	-	18	18	9	7	10
Conducting training programs/ Field demonstrations	3	-	18	3	4	6	2
Organizing exhibitions /Public performances	1	-	4	3	1	5	2
Participating Radio /TV/ Other media programs	2	-	1	11	2	4	3
Other	3	1	10	9	1	10	2
Total	16	1	51	44	17	32	19

FCMS : Faculty of Commerce & Management Studies

FCT : Faculty of Computing & Technology

FHU : Faculty of Humanities

FMED : Faculty of Medicine

FSC : Faculty of Science

FSOSC : Faculty of Social Sciences

The following table illustrates the knowledge dissemination programmes held by the University in 2017 descriptively.

Department	Category	Title of the Programme	Number Participated	Target Group
<i>Faculty of Commerce & Management Studies</i>				
Accountancy	Conducting Workshops	Teacher Training	350	G.C.E. (AL) Accounting & Business Studies Teachers
Commerce and Financial Management		Swastha - Health Camp	500	Undergraduates
		Path Finder - Career Guidance Programme	500	Undergraduates
		SDU	35	Faculty Lecturers
Finance		Advanced Level Seminars	300	Advanced Level School Children
Marketing Management		Postgraduate Research Colloquiums ,Lincoln University, Malaysia	50	PhD /DBA/MBA students
		Customer Service	1,000	Corporate
Accountancy	Conducting training Programmes/ field demonstrations	ICARE - 2017	300	National and International researchers
Commerce & Financial Management		Using Social Media	200	Vishaka Vidyalaya, Colombo
Marketing Management		Leading/Marketing	2,000	Corporate
Commerce and Financial Management	Organizing exhibitions /Public performances	YBTER	200	Final Year Students and Corporate Leaders
Commerce and Financial Management	Participating Radio /TV/ other media Programmes	BTX	Unlimited	YouTube Channels
Marketing Management		Channel Eye - Rise & Shine		University Alumina
Finance	Other	Pre-Budget Forum	150	Trade Unions and Undergraduates
Human Resources Management		National Summit on People Management - 2017	200	HR Professionals, Practitioners, Policy Makers, Cooperate Bodies and Academics
Marketing Management		A/L Seminar workshop conducted by Department of Accountancy and Department of Finance	350	A/L School Teachers
<i>Faculty of Computing & Technology</i>				
All Departments	Other	Kelaniya International Conference on Advances in Computing and Technology - 2017	60	University Students, Researchers, Scientists, Lecturers

Department	Category	Title of the Programme	Number Participated	Target Group
<i>Faculty of Humanities</i>				
Modern Languages		Introduction to French Literature Manual	48	Teachers in French
		Teacher training French	37	Teachers in French
		Conducting workshop for Russian Language	2	Teachers in Russian
		Conducting workshop for French Language A/L student	90	School Children
		Workshop for School teachers in German	39	School Children
		Workshop for Teachers of German & University Lecturers in teaching of Literature in Collaboration with Goethe Institute	25	-
		Conducting workshop Japanese O/L Student	600	School Children
		Conducting Workshop in Chinese Tour Guides, Tourist Board	20	Tour Guides
		Workshop for Japanese Teachers	80	School Teachers
		English	Conducting Workshops	"The Celluloid Ceiling" Discussion on the role of gender in the field of cinema, Coins International Film Festival
"Appearing the Disappeared" Workshop and film-screening for Amnesty International Human Rights Programme	50			Family Members of Missing Persons and Human Rights Community
Workshop on Literature for Reconciliation, Teacher Training College, Kandy	100			Trainee Teachers
Workshop on Sri Lankan English Literature, Badulla	150			School children of the Badulla District
KELF 2017 - AL literature workshop, photography workshop, literature circle	100			O/L and A/L Students of Sri Lanka
3 Day Workshop: Gender Equity and Equality in Universities Session 1.3 Understanding Sex / Gender	30			University academic and administrative staff of the Uwa Wellassa University
Session 1.4 Understanding Gender - Commonalities and Diversities	-			-
Session 2.3 Anticipating Institutional Challenges and Backlash	-			-
Session 2.4 Planning for Action and Action Planning	-			-

Department	Category	Title of the Programme	Number Participated	Target Group
Modern Languages		Teacher Training Programme in French	34	School Teachers
		Teacher Training Programme in Korean	-	School Teachers
		Teacher Training Programme in Japanese	80	School Teachers
		Teacher Training Programme in Russian	6	School Teachers
		Teacher Training Programme for Lecturers & School Teachers	-	Lecturers & School Teachers
		Teachers Camps collaboration with Goethe Institute	35	Teachers & Lecturers
		Two Teacher Training Programme NIE French		A/L Teachers
English	Conducting training Programmes/ field demonstrations	Seminar for A/Level students in Kurunegala	110	AL students in the Wayamba province
		3 Day Workshop: Advancing Gender Equity and Equality in Universities	30	University academic and administrative staff of the Sri Jayawardenapura University
		Session 1.4 Understanding gender	-	-
		Session 2.1 Strategizing for Gender Equity and Equality	-	-
		Session 2.3 Anticipating Institutional Challenges and Backlash	-	-
		3 Day National Workshop: Gender Equity/Equality in Universities - Enhancing Women's Leadership	30	Women academics of all SL universities
		Presentation: Contextualizing Gender & Women in Leadership in Higher Education	-	-
		Workshop Session II: Women's Leadership in Universities	-	-
		Workshop Session III: Women's Leadership, Institutional Power Dynamic and Micro-politics. Case studies and Presentations	-	-
		Workshop Session V: Manifesting Personal Power - How to be Recognized and Accepted as a Leader	-	-
		English	Organizing exhibitions /Public performances	KELF 2017 - Performance of poetry and prose, discussions with writers, a film festival at Kelaniya English Literary Festival

Department	Category	Title of the Programme	Number Participated	Target Group
Fine Arts	Organizing exhibitions /Public performances	“Vista” – Exhibition of paintings, ”Thar” – Dancing performance ,”Rideesara” – Musical Performance	-	School Children, University Students, Public Audience
English	Other	Compiling the new Advanced Level General English Textbook	Over 30,000	All Advanced level students in the Country
		Keynote Speech - International South Asian Women's Development Forum – Nepal (South Asian Women Entrepreneurs - Achievements and Challenges)	Approx. 200	-
		Keynote Speech – International Women’s Parliament, Wiyayawada, India (Feminist Leadership)	Approx.10,000	-
		Plenary Panel - United Nations Economic and Social Commission for Asia and the Pacific (UNESCAP), Thailand - Role of Gender Equality and Women's Empowerment in Advancing the Sustainable Development Goals (SDGs) in Asia and the Pacific	Approx. 300	-
		Oration - 2017 Oration of the College of Community Physicians of Sri Lanka - Medical Research, Innovation in Practice - the Ethics of Sex and Gender	Approx. 100	-
		Women's Chamber of Commerce and Industry – Sri Lanka Address at the Annual General Meeting: Women's Entrepreneurship in Sri Lanka	Approx. 70	-
		Address at Book Launch – Testimonies of Silent Pain	Approx. 60	-
		Resource person (drama and theatre) at the Inter University Gender Festival organized by the University Grants Commission - Phase 2 (18th November 2017)	Approx. 30	-
Sinhala		"Pematho Jayathi Soko" for A/L School students	1,200	School Children

Department	Category	Title of the Programme	Number Participated	Target Group
<i>Faculty of Medicine</i>				
Anatomy	Conducting Workshops	Awareness on cancer	Central Bank - 500	General public
Disability Studies		Assessment and Management of Adult clients with Dysphasia	25	Speech and Language Therapists
		Transforming our workforce-towards inclusive employment: research symposium	Approx. 100	General public
Disability Studies		Teacher training Programme in collaboration with Ministry of Education	Approx. 100	Special education teachers
		Conducted a presentation on inclusive education for teachers at Springfield College, Borella	20	Teachers
		Transfer of skills workshops organized by the department, conducted by students and supervised by the academic staff: 10 workshops	200	Teachers, public health mid wives, teacher trainees, mothers attending MOH clinics
		Dysphagia management in children with cerebral palsy	30	Speech and Language Therapists
		Alternative Augmentative Communication for children with cerebral palsy	10	Teachers
Forensic Medicine		Continuing Education Programme in Forensic Medical Sciences	-	Lebanese Forensic Doctors
		CPD workshop	-	PG trainees in Forensic Medicine
		Forensic Histopathology Workshop	-	consultants and PG trainees in Forensic Medicine
Molecular Medicine		Second International workshop on Mosquito Entomology	32	PG students, staff of the Ministry of Health
		16 th and 17 th October Guest Lecture on application of PCR for diagnosis of Filariasis-Health Entomology Officers (HEO) in service Training - Anti Filariasis Campaign	25/ session	Health Entomology Officers of the Anti Filariasis Campaign
Paediatrics		New born Life support	7	-
		Lactation Management	2	-
		Early newborn care	2	-
Pathology		Perinatal pathology	1	Medical officers, public health midwives
Physiology	Gestational Diabetes	250	Medical officers	

Department	Category	Title of the Programme	Number Participated	Target Group
Disability Studies	Conducting training Programmes/ field demonstrations	Children with special needs	50	Health and Education staff of Pimbura hospital
		Awareness and capability building for detection and intervention of children with learning difficulties: in collaboration with Sri Lanka Association for Child Development	Approx. 100	Primary and Special education teachers
		The role of speech and language therapists on stroke management	200	Public: Mahajana- Suwadana, Health wealth international healthcare exhibition. Organized by College of Physicians.
Molecular Medicine	Organizing exhibitions /Public performances	Participating for a school exhibition - Gampaha Senerathgoda Vidyalaya		School students
Forensic Medicine		Lecture on deaths due to asphyxia and drowning, Lecture on sudden natural death, Lecture classification of injuries, Lecture on physical and sexual child abuse ,session on “Sample collection in crime investigation”, session on “Death and circumstances of death “	-	Police officers
Forensic Medicine		Session on ask of SOCO at the scene of crime, session on injuries, session on injury examination and recording, Lecture on Forensic Photography and Interpretation with trace evidence ,session on “Use of Forensic knowledge for crime investigation, Task of SOCO officer at the crime scene and autopsy, trace evidence collection and Forensic photography”	-	SOCO officers
Paediatrics		Panda baby	3	General public
		Magazine paper	1	General public
		Nuga Sewana	1	General public
Physiology		Diabetes day screening	250	General public
Anatomy	Participating Radio /TV/ other media Programmes	Rupavahini-Nugasevana	Unlimited	All Sri Lanka

Department	Category	Title of the Programme	Number Participated	Target Group
Disability Studies	Participating Radio /TV/ other media Programmes	Development of first Sri Lankan Augmentative Alternative Communication (AAC) communication app: "Avaz"	-	General public
		Autism awareness	-	General public
Molecular Medicine		TV Programmes - 2	-	General public
Pharmacology		1(Newspaper)	1	General public
Public Health		Press conference organized by the Research Council, University of Kelaniya	1	Media personnel
Forensic Medicine		Appeared on the TV Programme "Face the Nation" TV1 Channel of Sri Lanka ,Appeared on live TV Programme 'Kawda atta kiyanne' at ITN TV Channel of Sri Lanka	-	General public
Forensic Medicine	Other	Resource person in 3 workshops held to finalize the National Guidelines for Examination of persons for drunkenness	-	-
		Chairperson of the Plenary lecture I on Medical Education	-	Annual Academic Sessions of the College of Forensic Pathologists of Sri Lanka
		Resource person in the Debate on Termination should be legalized in pregnancies with congenital malformations and those resulted by rape;	-	the Annual Scientific Sessions of the College of Forensic Pathologists of Sri Lanka
		Invited member of the group involved in the preparation of draft Prospectus of MD in Laboratory Medicine	-	-
		Invited member of the DLM, Pre and Post MD prospectus committees, BOS in Forensic Medicine	-	-
		Coordinator and invited reviewer of research proposals evaluated by the research subcommittee	-	-
		Invited Lectures : 'Risk factors in young stroke' – Invited lecture - Asia Pacific Stroke Conference 2017, Nanjing, China	-	-

Department	Category	Title of the Programme	Number Participated	Target Group
Medicine	Other	'Acute management of ischemic strokes - getting the basics right' – Association of Sri Lankan Neurologists -Regional Meetings, Ceylon College of Physicians Regional Meetings	-	-
		Presidential Address - 11th Annual Academic Sessions of the Association of Sri Lankan Neurologists – 17-19 November 2017	-	-
Faculty of Science				
Chemistry	Conducting Workshops	Workshop for A/L students	2	A/L students in Mayurapada Vidyalaya
Industrial Management		Teachers with MIT	34	School teachers in Kelaniya
		Teachers with MIT	70	School teachers in Kelaniya
		Machine Learning and Pattern Recognition	30	Academia, Industry Practitioners, University Students
Industrial Management		MS Office for NERD - 3 days	52	Management Assistants of NERD
		MS Project for NERD - 2 days	50	Engineers and Technical Officers of NERD
Mathematics		Actuarial Mathematics	35	Undergraduates B.Sc.(Special) Degree in Mathematics
Statistics & Computer Science		Training workshop on R	35	Researchers, Academic Staff Members
Zoology		Workshop on “Biostatistics using R”	25	Scientists
Botany		Conducting training Programmes/ field demonstrations	02 Training Programmes on nursery management and tissue culture	21
Microbiology	Laboratory microbiology for MLT degree Programme, OUSL		70	Medical Laboratory Technicians
Zoology	International training course on field sampling and identification of ants		25	Postgraduate students, Undergraduate Students, Entomology Teachers, Zoology/ Entomology Graduates
	International Junior Science Olympiad-2017, The Netherlands		6	School Children
All the Department	Organizing exhibitions /Public performances	Vidya 2017 Exhibition	Unlimited	General public, School and University students
Chemistry	Participating Radio /TV/ other media Programmes	ITN Thakshilawa	3	A/L students
Zoology		Dengue Control & Leishmaniosis	1	General public

Department	Category	Title of the Programme	Number Participated	Target Group	
Mathematics	Other (Specify)	Quiz Competition, Drama Competition, "Nature in Mathematics" photography exhibition	200	School children and general public	
Faculty of Social Sciences					
Geography	Conducting Workshops	Development Thought at SLILG	53	Community Dev. Officers	
History		Ordinary Level Seminar	400	School Children	
International Studies		Mentoring Programme: Griffith University Business School mentoring Programme (GBS Study Buddy Programme) Since April 2016-Queensland, Australia (By Ms. S.R.S.N. Gunasekara)	20-30	Undergraduates	
Philosophy		Personality Development Programme	600	G. C. E A/L Students	
Political Science		Memory Development Programme	500	Grade 9/10/11 Students	
		Constitutionalism and Fundamental Rights	100	Political Science Special Degree Students	
Sports Science & Physical Education		School Programs 6 1. Viharamahadevi Balika 2. Veheragala Vidyalaya, Dimbulagala 3. Jinaraja Vidyalaya, Niwandama, Ja elala 4. Joseph College, Colombo 5. Gothami Balika, Colombo 6. PT Teachers Programme (PETT)	60 - 100	School Teachers/ School Students	
Geography		Conducting training Programmes/ field demonstrations	Participating Development Tools	40	Development Officers
International Studies			Curriculum Development Programme in National Police Academy, Katana (By Dr. AMNC Abesinghe)	50	Police Officers
Philosophy			Four (04) Training Programmes with NIE	Each 100	G.C.E.A/L Government Logic Teachers
Sports Science & Physical Education	Qualitative and Quantitative Data Analysis National Institute of Social Work		-	Government Officers	
	Data Analysis using SPSS National Intelligence Service Unit		-		
	Teachers training workshop at Isurupaya four workshops		-		
Geography	Organizing exhibitions /Public performances		1st International Conference on Development	84 Researchpapers	Researchers
Sports Science & Physical Education		Vishranthi Chathurya	Unlimited	General public	
		Vishranthi Chaya	Unlimited	General public	

Department	Category	Title of the Programme	Number Participated	Target Group
Sports Science & Physical Education	Organizing exhibitions /Public performances	Wellness Navigation	Unlimited	General public
International Studies		Member of the Task Force on Conference on Freedom of Navigation in Indian Ocean appointed by the Hon. Prime Minister in Collaboration with Deakin University Australia (Track 01 and Track 01-05 Conference) and member of following Groups: SWG 1 - Outlook and Potential Benefits from Economic Cooperation, SWG 4 - Sustainable Utilization and Exploitation of Ocean Resources (By Ms. J.T.S. Gunasena)	14	Conference participants (To be held in 2018)
History	Participating Radio /TV/ other media programmes	Jathika Pasela -Rupawahini	-	School children
Philosophy		Derana Tv - 'Karma' Programme on 3.30 pm	-	General public
		News Item - ITN	-	General public
Sports Science & Physical Education		Siddhamulla a political and economic discussion about budget. V FM	-	General public
International Studies	Other	Youth Conference on International Relations 2017	150- 170	Undergraduates
		1 st International Studies Students' Research Symposium	120- 150	Undergraduates
		Awareness Programme held in collaboration with UNHCR on Refugee Protection	150-170	Undergraduates
		Launch of Journal of International Studies 2017 and Policy Paper Proceedings of YCIR 2017	80-100	Undergraduates
Library and Information Science		International Conference on Library and Information Management	100	Librarians, Information Professionals and Library and Information Science Students
Philosophy		Teacher's Guide (Grade 12 & 13) For G.C.E.A/L, Logic & Scientific Method (Contribution As a Resource Person)	-	-
Political Science		"Wadha - Prathiwadha" Debate Competition	100	Undergraduate Students who Specialized in Political Science,Economics, International Studies and Social Statistics
		Political Science students Journal launching	100	Undergraduate Students who Specialized in Political Science
Social Statistics		National Conference on Applied Social Statistics	250	Undergraduates
		PHRONESIS MIND - Quiz Competition	150	Undergraduates

Department	Category	Title of the Programme	Number Participated	Target Group
<i>Branches and Divisions</i>				
Information and Communication Technology Centre	Conducting Workshops	Workshop of "ICT related Maintenance and Troubleshooting"	30	Technical Officers
	Conducting training Programmes/ field demonstrations	Re-Vamping for Departmental Web sites using Joomla 3.6version	60	Departmental Web Masters
Media Unit	Conducting training Programmes/ field demonstrations	Media Freedom Day Celebrations - 2017	200	Undergraduates and other University community
	Participating media Programmes	Covering almost all the Media Channels	Unlimited	General public
	Other	Press Conference to highlight Research of the University	18	General public
Research and Services Centre	Conducting Workshops	Workshop on R software for Statistical Modelling and Computing	55	Researcher students and staff of the university
		Modelling and Simulations in Mathematical Biology	25	Special Degree students in Mathematics
		Supply Chain Guru Software	20	Staff /Department of Mathematics
		Pattern recognition and Machine Learning	9	Staff/ MAS Holdings and Rajarata University
		Training workshop on Microsoft Office	25	NERDC staff
		Workshop on Scientific Research -I	105	Special Degree students of the Faculty of Science
Research and Services Centre	Conducting Workshops	Workshop on Actuarial Mathematics	35	Special Degree students in Mathematics
		Workshop on Scientific Research -II	60	Special Degree students of the Faculty of Science
		Workshop on R software	31	Researches from various local institutes
	Organizing exhibitions /Public performances	USA University Fair 2017 -University of Houston, Victoria	57	Undergraduate and postgraduate students of the university and staff
		USA University Fair 2017 - Univ. of Missouri-Kansas City, Univ. of South Dakota, Univ. of Colorado Boulder, St. Cloud State University &the University of Wisconsin organized jointly with the United States –Sri Lanka Fulbright Commission	110	University Students

Department	Category	Title of the Programme	Number Participated	Target Group
Research and Services Centre	Participating Radio /TV/ other media Programmes	Media Programme conducted by the Media unit of the University in October 2017	3	General public
		Media Programme conducted by the Media unit of the University in December 2017	4	-
	Other	Consultancy for NAQDA- IEE for Crab City Project, Hambanthota	4	-

7.5 Awards Received by the University – 2017

Academic staff and the students of the University have performed extraordinarily, winning 9 International awards and 44 National awards. Twenty- three academic staff members have been awarded at the President’s awards for the Scientific research in 2017 of the Faculty of Medicine. The Center for Sustainability Solutions has been able to win the 259th position in the Green Metric World University Rankings in 2017.

Faculty	National	International
Commerce & Management Studies	4	-
Computing & Technology	2	3
Medicine	26	3
Science	10	-
Social Sciences	1	2
Branches & Divisions	1	1

Following table shows the international and national awards received by the University in 2017.

Award Category	Name of the Award	National/ International	Description of the Award	Name of the Awarder and Country	Name/s of the Recipient
<i>Faculty of Commerce & Management Studies</i>					
Research	VC Awards	National	Most outstanding national researcher (First Place) of the faculty	University of Kelaniya, Sri Lanka	Dr. LVK Jayatilake
Sports	Best Sports Personal For The Year 2016/2017	National	Colours Awarding Ceremony	University of Kelaniya, Sri Lanka	N.A.M.R.Nissanka, Student
Sports	Best performance for swimming in the year 2016/2017	National	Colours Awarding Ceremony	University of Kelaniya, Sri Lanka	N.A.M.R.Nissanka, Student
Sports	First in 50m Backstroke swimming	National	First in 50m Backstroke: National SLUG 2017	University of Kelaniya, Sri Lanka	N.A.M.R.Nissanka, Student
<i>Faculty of Computing & Technology</i>					
Innovation	Inventor Patent Award	International	For the Inventors in field of rare earth materials recycling	University of Houston, USA	Dr. Pradeep Samarasekera
Innovation	Wolf Centre for Entrepreneurship Inventors Award	International	For the Inventors in field of rare earth materials recycling	University of Houston, USA	Dr. Pradeep Samarasekera
Innovation	Vice Chancellor's Awards-2017 for the Best Innovator of the University	National	For the Innovations	University of Kelaniya, Sri Lanka	Dr. Pradeep Samarasekera
Community Projects and Contributions	Best Professor in Computer Science	International	The Lanka Education Leadership Award	World Education Congress, India	Prof. N.G.J. Dias
The Recipient of the Highest amount of External Research Grant	Vice Chancellor's Awards-2017, The Recipient of the Highest amount of External Research Grant	National	The Recipient of the Highest amount of External Research Grant	University of Kelaniya, Sri Lanka	Dr. P.G. Wijayarathne, Dr. S.A.D.H. Namali Suraweera, Dr. M.R.K.N. Yatigammana, Mr. R.H.U. Jayantha, Mr. Darshana Mapa Pathiranage, Mr. Mangala Keerthi De Pasqual

Award Category	Name of the Award	National/ International	Description of the Award	Name of the Awarder and Country	Name/s of the Recipient
<i>Faculty of Medicine</i>					
Research	Award for the best research paper for the year	National	Award for the best research paper: For the paper "A Study on the Knowledge and Attitudes on Examination of Patients for Drunkenness among Doctors involved in such Examinations" presented at the proceedings of the Annual Scientific Sessions of the Medico-Legal Society of Sri Lanka. October 2017, Colombo	The Medico-Legal Society, Sri Lanka	H D S C Prasanna Appuhamy, Indira Kitulwatte, K Wasudewa, K Shanker, U D Senarathne, S D S Gangahawatte, Lasitha Liyana Patabendi
Research	Second place at the competition for best research	National	Second place at the competition for best research at the Annual Scientific Sessions of the College of Forensic Pathologists of Sri Lanka, Dec 2017: For the paper "Study on elderly victims dying of unnatural causes"	The College of Forensic Pathologists, Sri Lanka	Kitulwatte I.D.G, Paranavithana S.S, Perera A.A.B.S, Edirisinghe P.A.S
Research	Second place for the competition for best case report	National	Second place for the competition for best case report at the Annual Scientific Sessions of the College of Forensic Pathologists of Sri Lanka, Dec 2017: For the paper "Medico legal investigation into a death due to administration of Ergometrine to a neonate" 3. Second place for the competition for best case report at the Annual Scientific Sessions of the College of Forensic Pathologists of Sri Lanka, Dec 2017, For the paper	College of Forensic Pathologists, Sri Lanka	Witharane BK, Wickramarachchi WASR, Gamage N, Kitulwatte IDG
Research	NRC merit award	National	Research Publication	National Research Council, Sri Lanka	Prof Sureka Chackrewarthy
Research	NRC merit award	National	Research Publication	National Research Council, Sri Lanka	Dr. Shiromi Perera

Award Category	Name of the Award	National/ International	Description of the Award	Name of the Awarder and Country	Name/s of the Recipient
Research	Best overall presentation	International	Best overall presentation	2 nd World Conference on Disability and Rehabilitation. Colombo, Sri Lanka	Dr. N.A. Muttiah (staff, Department of Disability Studies)
Research	Award for the Best paper	National	Award for the Best paper	11 th Annual Academic Sessions of the Association of Sri Lankan Neurologists – 2017	Dr.U.K.Ranawaka (Staff)
Research	Best research presentation on Stroke	National	National Stroke Association of Sri Lanka Award for best research presentation on Stroke	Golden Jubilee Sessions of the Ceylon College of Physicians - 2017	Dr.U.K.Ranawaka (Staff)
Innovation	2 nd Commonwealth digital Health Awards	International	SimHaL received the Runner-up award for the category of e-learning held from 10-12 Oct 2017 at the Cinnamon Grand Hotel, Colombo: Development and Validation of Hybrid Computer-Based Simulator for Heart & Lung (SimHal) disease diagnosis for education purposes	Commonwealth Medical Association, Sri Lanka	Dr. Madawa Chandratilake.
Research	3 rd Place in Poster Presentation	National	Award for poster Presentation	SLCOM	Dr. W.R.P.L.I. Wijesooriya
Research	3 rd Place in Poster Presentation	National	Award for poster Presentation	SSM	Dr. W.R.P.L.I. Wijesooriya
National	SUSRED	National	Supervision of a PhD	NSF, Sri Lanka	Dr. Menaka Hapugoda
Research	Presidential Award	National	President's Awards for Scientific Publication in the year 2015	NRC , Sri Lanka	Prof. Y.I.N.Silva Gunawardene
Research	Presidential Award	National	President's Awards for Scientific Publication in the year 2015	NRC , Sri Lanka	Dr. T D Dias - academic staff
Research	Presidential Award	National	Publishing papers in High quality Journals	NRC , Sri Lanka	Dr. P.A.D.H.N. Gunathilaka
Research	Presidential Award	National	Publishing papers in High quality Journals	NRC , Sri Lanka	Prof. N K Gunawardena
Research	Vice-Chancellor's Award	National	Bringing Honor to University	Vice-Chancellor University of Kelaniya	Prof. N K Gunawardena

Award Category	Name of the Award	National/ International	Description of the Award	Name of the Awarder and Country	Name/s of the Recipient
Research	President's Award for Scientific Publication	National	Recognition of publication in high quality peer reviewed international journals.	National Research Council, Sri Lanka	Senior Prof. Nilanthi Renuka De Silva
Research	H K T Fernando	National	SLMA 130 th conference	Sri Lanka	Dr.D C. Kottahachchi
Research	VC Awards	National	2 nd Place most outstanding researcher, Faculty of Medicine	University of Kelaniya, Sri Lanka	Dr. WMML Chandradasa
Research	Presidential research award	National	Recognition of publication in high quality peer reviewed international journals.	National Research Council, Sri Lanka	Prof. SS Williams
Research	President's Award for Scientific Publication	National	Recognition of publication in high quality peer reviewed international journals.	National Research Council, Sri Lanka	Prof AR Wickremasinghe
Research	President's Award for Scientific Publication	National	Recognition of publication in high quality peer reviewed international journals.	National Research Council, Sri Lanka	Prof A Pathmeswaran
Research	President's Award for Scientific Publication	National	Recognition of publication in high quality peer reviewed international journals.	National Research Council, Sri Lanka	Dr. KTAA Kasturiratne
Research	Vice Chancellor awards	National	Best researcher	University of Kelaniya	Dr. R.C. Siriwardana
Travel Award	Travel Award to the 21 st Triennial Meeting of the International Association of Forensic Science 2017 (IAFS)	International	Travel Award to the 21 st Triennial Meeting of the International Association of Forensic Science 2017 (IAFS)	International Association of Forensic Science 2017 (IAFS)	Prof. Anuruddhi Edirisinghe, Prof. Indira Kitulwatte, Bhagya M. de Silva (Student researcher under supervision of Prof. Anuruddhi Edirisinge, Mr. Sandaru Jayaratne (Research Assistant 3rd year medical Student, under Prof.Anuruddhi Edirisinghe)
Fellowship	Fellowship of college of Surgeons	National	-	College of Surgeons	Prof S J De S Hewavisenthi
Fellowship	FSLCOP	National	-	Sri Lanka college of Psychiatry	Prof. SS Williams
Sports	1 st runner up, Best performance (Women)	National	Inter-university games: Tennis (2017)	Sri Lanka University Games Association	A.Y. Senevirathne (Student, Department of Disability Studies), D.R. Karunarathne (Student,MBBS)

Award Category	Name of the Award	National/ International	Description of the Award	Name of the Awarder and Country	Name/s of the Recipient
<i>Faculty of Science</i>					
Research	The Best Young Researcher of the Faculty of Science	National	The Best Young Researcher of the Faculty of Science 2017	University of Kelaniya, Sri Lanka	Dr. T. D. Rupasinghe
Research	Senate Award for Outstanding Research	National	Senate Awards for Outstanding Research	University of Kelaniya, Sri Lanka	Dr. T. D. Rupasinghe
Research	Senate Award for Outstanding Research	National	Senate Awards for Outstanding Research	University of Kelaniya, Sri Lanka	Dr. T. D. Rupasinghe
Research	Best Research Awards	National	Best Research Awards - 2 nd Runner-up in E- Learning category 2017 - 2 nd Commonwealth Digital health Conference	2 nd Commonwealth Digital Health Conference, Sri Lanka	Dr. T. D. Rupasinghe
Research	Senate Awards	National	Conducting high quality research & publishing in internationally recognized index journals during the year of 2014-2017	University of Kelaniya, Sri Lanka	Dr. (Mrs.) AP Hewarachchi
Research	Senate Awards	National	Conducting high quality research and publishing in internationally recognized indexed journals in the years 2015-2016.	University of Kelaniya, Sri Lanka	Mrs. NV Chandrasekera
Research	Senate Awards	National	Conducting high quality research and publishing in internationally recognized index journals in the year 2016.	University of Kelaniya, Sri Lanka	Mrs. AMCH Attanayake
Research	Senate Awards	National	Conducting high quality research and publishing in internationally recognized indexed journals in the year 2016.	University of Kelaniya, Sri Lanka	Mrs. NV Chandrasekera
Research	President's Awards for Scientific Publication 2017	National	Nation's most prestigious awards for scientists.	The awards ceremony was jointly organized by the National Research Council, the Ministry of Science, Technology & Research and the Presidential Secretariat, Sri Lanka	Prof(Mrs.) A. Pathiratne

Award Category	Name of the Award	National/ International	Description of the Award	Name of the Awarder and Country	Name/s of the Recipient
Research	President's Awards for Scientific Publication 2017	National	Nation's most prestigious awards for scientists.	The awards ceremony was jointly organized by the National Research Council, the Ministry of Science, Technology & Research and the Presidential Secretariat, Sri Lanka	Prof. U.S. Amarasinghe
Faculty of Social Sciences					
Conference grant for postgraduate students	Queensland Programme for Japanese Education - QPJE	International	Teacher professional development conference and travel grant	QPJE- Japan	Ms. SRSN Gunasekara
Research	Excellent Thesis Award (PhD)	International	Excellent Thesis Award (PhD)	CCNU/ China	Dr. R.D.P.S. Rajapakshe
Creative Work	Best Layout & Interior Design in 2017	National	Best Layout & Interior Design in 2017 in the 60 th State Literary Awards Ceremony	Department of Cultural Affairs, Sri Lanka	Mr. LA De Silva
Branches & Divisions					
Appreciation	VC Awards	National	Appreciation for outstanding and selfless dedication and service in the successful execution of Media Unit activities	University of Kelaniya, Sri Lanka	Prof. Rohana Luxman Piyadasa
Green Award	UI GreenMetric World University Rankings	International	The University of Kelaniya has secured the 259 th position in GreenMetric World University Rankings in 2017 scoring 4680 points. The University of Kelaniya secured the first place among Sri Lankan Universities	University of Indonesia, Indonesia	Center for Sustainability Solutions

8. STUDENT WELFARE FACILITIES

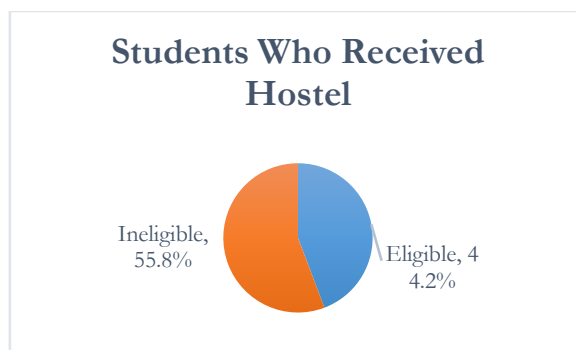


The University has provided a lot of facilities for the well-being of the students. Hostel facilities, Mahapola and Bursary grants for students are major welfare activities of the University. Moreover, she has given the students opportunities to shape up their talents each year, introducing the “කලණ-Sprout 2017” for the first time.



8.1 Hostel Facilities – 2017

For the betterment of the undergraduates of the University, the University has provided hostel facilities at permanent and rented places for 44.2% of its undergraduates.



a. Permanent Hostels

Name	Location	Year Established	Number Can Be Accommodated		Number Occupied		Fee per Student Per Year (Rs.)
			Male	Female	Male	Female	
Bandaranayaka	Internal	1965	-	538	-	581	1,100.00
Viharamahadevi	Internal	1997	-	212	-	223	1,100.00
Sangamitta	Internal	1997	-	212	-	229	1,100.00
Hemachandra Rai	Internal	2000	-	200	-	216	600.00
EW Adikaram	Internal	2000	-	140	-	198	600.00
Ediriweera Sarachchandra	Internal	1993	-	108	-	124	600.00
Gunapala Sarach.	Internal	1996	-	153	-	167	600.00
DB Jayathilaka	Internal	2015	-	495	-	497	600.00
Rev. Dharmarama	Internal	2016	-	450	-	475	600.00
Yakkaduwe Prangarama	External		295	-	295	-	1,100.00
CWW Kannangara	External		738	-	738	-	600.00

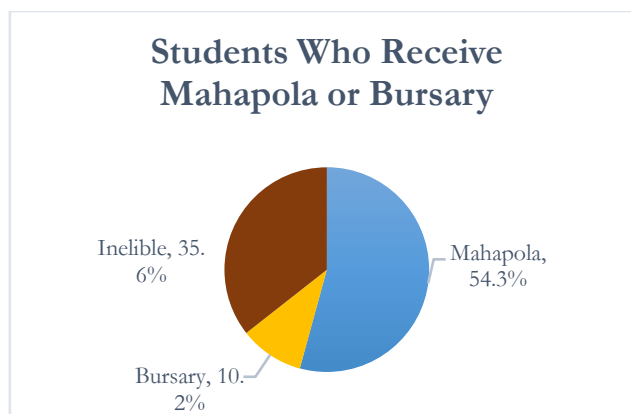
b. Rented Facilities

Location	Rental Cost Per Year (Rs.)	Number Occupied (As at December 31, 2017)			Fee Per Student Per Year (Rs.)
		Male	Female	Total	
Soma Guna Mahal	2,580,000.00	-	264	264	600.00
Bulugaha	2,370,000.00	-	227	227	600.00
Mahara	1,260,000.00	-	112	112	600.00
Seevali Mawatha	990,000.00	-	104	104	600.00

According to the statistics, 4,450 students have received the hostel facilities and majority of them are female students.

8.2 Mahapola and Bursary Scholarship Data – 2017

University of Kelaniya has provided the students who have financial difficulties the mahapola scholarship and the bursary. Accordingly, out of the total internal undergraduates 64.5% are awarded either the mahapola scholarship or bursary.



The following table illustrates the number of students who receive the scholarships by the faculty and level of study.

Faculty	Year of Intake	Year of Study	No. of Students Received	
			Mahapola	Bursary
Commerce & Management Studies	2012/2013	4	321	35
	2013/2014	3	265	86
	2014/2015	2	375	30
	2015/2016	1	382	35
Computing & Technology	2015/2016	1	78	5
Medicine (Medicine)	2011/2012	5	70	3
	2012/2013	4	101	5
	2013/2014	3	101	14
	2014/2015	2	80	7
	2015/2016	1	22	5
Science	2012/2013	4	70	15
	2013/2014	3	178	80
	2014/2015	2	163	114
	2015/2016	1	134	96
Humanities & Social Sciences	2012/2013	4	559	109
	2013/2014	3	769	156
	2014/2015	2	955	101
	2015/2016	1	835	126

9. SPORTS ACTIVITIES OF THE UNIVERSITY



The University offers facilities and trainings on 23 sports events to the undergraduates. She has 38 teams, including 712 students in the University representative teams while 2553 students are involved in competitive and recreational level sports. The University of Kelaniya has secured the 4th place in the Inter- University Championship 2017.

9.1 Sports Facilities

Indoor 04

1. Student Centre Gymnasium
2. Gymnasium, Faculty of Medicine, Ragama
3. Strength Training Centre, Kelaniya
4. Strength Training Centre, Kannangara Hostel premises

Outdoor 08

1. Main Ground, Kelaniya
2. Ground No. 2, Kelaniya
3. Outdoor Basketball Court
4. Tennis Court
5. Outdoor Volleyball Court 1
6. Outdoor Netball Court
7. Outdoor Basketball Court, Faculty of Medicine
8. Outdoor Netball & Volleyball Court, Faculty of Medicine

9..2 Sports Events of University of Kelaniya

1.	Badminton	(Men & Women)	13.	Rugger	(Men)
2.	Baseball	(Men)	14.	Scrabble	(Men & Women)
3.	Basketball	(Men & Women)	15.	Swimming	(Men & Women)
4.	Carom	(Men & Women)	16.	Table Tennis	(Men & Women)
5.	Chess	(Men & Women)	17.	Taekwondo	(Men & Women)
6.	Cricket	(Men & Women)	18.	Tennis	(Men & Women)
7.	Elle	(Men & Women)	19.	Track & Field	(Men & Women)
8.	Football	(Men)	20.	Volleyball	(Men & Women)
9.	Hockey	(Men & Women)	21.	Weightlifting	(Men)
10.	Judo	(Men & Women)	22.	Wrestling	(Men)
11.	Karate	(Men & Women)	23.	Yoga	(Men & Women)
12.	Netball	(Women)			

Total No. of Teams (Men & Women)	-	38
Total No. of Pool Members	-	712
No. Students Involved in Competitive Sports	-	883
Total No. of Students Involved at recreational level sports	-	167

9.3 Sports Training Programmes and Events

Sport Specific Training for 23 sports disciplines for Men & Women (38 Teams) and 76 training sessions per week

Total Number of Training Sessions conducted **1,976**
(22nd March 2017 –30th November 2017)

Events	Number of Students Participated
Orientation Programme (for Medical Students)	170
Orientation Programme (for Speech & Hearing Therapy Students)	60
Fresher's Sports Competition for Medical Students	170
Orientation Programme (Science, Social Sciences, Humanities and Commerce & Management Faculties' Students)	2,150
Fresher's Sports Programme for all faculties	660
Workshop for Team Captains & Vice Captains	76
Inter Faculty Championships (for 22 sports disciplines)	1,380
Coaching Camps (22)	766
Sports Education Segment	148
Physical Fitness Test	690
No. of Friendly & Dual Matches	176 (712 students)
Annual Road Race (Men & Women)	384
No. of Foreign Competitions participated	06
No. of Students, Participated in Foreign Competitions	62
No. of Annual Colours Recipients	317

9.4 Performances at the Inter University Championships – 2017

Sport Discipline	Place	Sport Discipline	Place
Baseball (Men)	Champions	Weightlifting	5 th Place
Elle (Women)	Champions	Taekwondo (Men)	5 th Place
Volleyball (Men)	1 st Runner-up	Taekwondo (Women)	5 th Place
Hockey (Women)	1 st Runner-up	Chess (Women)	5 th Place
Swimming (Men)	1 st Runner-up	Karate (Women)	5 th Place
Track & Field (Women)	1 st Runner-up	Rugger	Quarter finalist
Badminton (Women)	1 st Runner-up	Carom (Women)	Quarter finalist
Tennis (Women)	1 st Runner-up	Tennis (Men)	Quarter finalist
Carom (Men)	2 nd Runner-up	Hockey (Men)	Quarter finalist
Swimming (Women)	2 nd Runner-up	Basketball (Men)	Quarter finalist
Table Tennis (Men)	3 rd Runner-up	Basketball (Women)	Quarter finalist
Karate (Men)	3 rd Runner-up	Badminton (Men)	Quarter finalist
Netball (Women)	4 th Place	Cricket (Men)	Quarter finalist
Wrestling	5 th Place	Elle (Men)	Quarter finalist

Overall Performance of University of Kelaniya at the Inter University Championships 2017

Women Championship - 3rdplace

Men Championship - 5thplace

Overall Championship - 4thplace

9.5 Other Special Events Conducted by Department of Physical Education – 2017

1. “FASTER 2017” 7thAge Group & Invitational University Badminton Championship
From 01st – 05th April held at Sports Complex S. Thomas’ College, Mt. Lavinia.
No. of Competitors participated - 900 (Men & Women)
2. “SEIG 2017” 6thInvitational University & Higher Educational Institutes Table Tennis Championship
From 03rd& 04th November held at Gymnasium, University of Kelaniya.
No. of Competitors participated - 110 (Men & Women)
3. GRIP TO GRIP 2017 2ndInvitational University Carom Championship
27thOctober 2017 held at Gymnasium, University of Kelaniya
No. of Competitors participated - 116 (Men & Women)
4. THE FLYING SHOE 2017 2ndTriangular Athletics Championship
10thNovember 2017 held at Gymnasium, University of Kelaniya
No. of Competitors participated - 126 (Men & Women)
5. THE SPELL 2017 2ndInvitational University Scrabble Championship
12thNovember 2017 held at Gymnasium, University of Kelaniya
No. of Competitors participated - 80 (Men & Women)
6. KELANI 9’s (4thInvitational University Hockey Championships)
24thNovember 2017 held at Astor turf Hockey Field, Colombo 07
No. of Competitors participated - 140 (Men & Women)
7. THE BATTLE OF FIST (2ndInvitational University Karate Championships)
08thDecember 2017 held at Gymnasium, University of Kelaniya
No. of Competitors participated - 72 (Men & Women)

9.6 Affiliated Sport Controlling Bodies – 2017

University of Kelaniya has affiliated to the following National & Provincial level Sports Controlling Bodies of Sri Lanka (with Executive Voting power) for the year 2015.

National Associations

Sri Lanka Cricket

Sri Lanka Weightlifting Federation

Sri Lanka Wrestling Federation

Table Tennis Association of Sri Lanka

Sri Lanka Chess Federation

Sri Lanka Judo Federation

National Aquatic Sports Union of Sri Lanka (NASU)

Provincial and District Associations

Western Province Rugby Football Union

Gampaha District Cricket Association

Gampaha District Netball Association

Western Province Badminton Association

Gampaha District Basketball Association

Other Associations

Sri Lanka Universities Sports Association

Colombo Hockey Association

9.7 Other Positions Held by Staff Members During the Year – 2017

Mr. GGU Saman Kumara	-	Chairman of the Selection Committee for Sri Lanka Athletics.
	-	Hony. Recorder of Athletic Association of Sri Lanka.
	-	Executive committee member of Athletic Association in Sri Lanka.
	-	Recorder of SLUSA.
	-	Member, Presidential Sports Awards Committee.
Mr. HDSP Wijegunaratne	-	Member of Badminton, Table Tennis, Rugger, Sub committees of SLUSA.
	-	Committee member of the western province Rugby Football Union
Mrs. KNS Kumari	-	Member of Netball, Taekwondo, Tennis Sub committees of SLUSA
Ms. GASG Godamune	-	Member of Karate, Hockey, Basketball & Taekwondo sub-committee of SLUSA
Ms. HMKT Karunaratne	-	Member of Taekwondo, Weightlifting sub- committee of SLUSA

10. ONGOING / EXISTING PROJECTS



The University has several projects ongoing for the development of infrastructure facilities. The estimated cost of the development projects is over 2 Billion.

Project/ Proposal	Estimated Cost (Rs.)	Progress
Building complex for the Department of Industrial Management, Faculty of Science	500 Million	48%
Construction of 3 rd & 4 th floor in the block “ B” in building complex for the Technology Degree Programme.	110 Million	100%
Construction of four Storied 100 rooms hostel building for University of Kelaniya (Hostel No.3 – Ragama)	245 Million	95%
Construction of six storied building complex for the Faculty of Science	345 Million	99%
Construction of building for the Information & Communication Technology Center	183 Million	28%
Construction of six storied building complex for examinations & lectures - Stage III (TCE of Stage I, II & III - 400 Million)	60 Million	20%
Proposed modification for the exiting gymnasium stage I	50 Million	100%
Multipurpose building at the Faculty of Medicine at Ragama	322 Million	57%
Proposed lecture theatre complex at the Faculty of Science	500 Million	Mobilized

11. FINANCIAL INFORMATION AND ACCOUNTS

This section illustrates the financial information of the University of Kelaniya throughout the year 2017.

11.1 Financial Statements

UNIVERSITY OF KELANIYA

STATEMENT OF FINANCIAL PERFORMANCE FOR THE YEAR ENDED 31ST DECEMBER 2017

INCOME	Note	2017	2016
		Rs.	Rs.
Government Grants			
Government Grants for Recurrent Expenditure	2	2,550,067,000	2,430,000,000
Government Grants for Rehabilitation & Improvement of Assets		64,015,221	49,557,864
Grants for Mahapola		216,491,700	207,906,200
Grants for Bursary		69,156,200	95,559,900
Amortization of Capital Grants		394,134,094	326,191,749
		3,293,864,215	3,109,215,713
Add: Other Income			
Tuition and other fees	3	37,307,254	63,738,356
Interest Income	4	310,096,271	198,773,919
Other Internal Income	5	100,381,130	64,400,219
Income from External Examination	6	314,230,957	483,325,343
Income from Fee - levying Courses/Special services		340,577,157	292,539,375
University Contribution Seminar fees		148,967	4,022,280
		1,102,741,737	1,106,799,492
Total Income		4,396,605,952	4,216,015,205
LESS : EXPENSES			
Personal Emoluments	7	(2,219,258,566)	(2,081,875,918)
Travelling Expenses	8	(8,861,633)	(5,993,858)
Supplies	9	(91,472,583)	(83,237,482)
Maintenance Expenses	10	(19,366,232)	(28,932,108)
Contractual Services	11	(338,125,928)	(314,665,523)
Other Recurrent	12	(213,351,354)	(195,883,652)
Depreciation		(499,987,403)	(434,641,569)
Amortization of Intangible Assets		(4,255,704)	(1,664,346)
Provision for Gratuity		(90,957,089)	(81,629,653)
Expenditure on Fee - levying Courses/Special services		(195,406,456)	(139,254,483)
Rehabilitation & Improvement Expenses		(64,015,221)	(49,557,864)
Mahapola Scholarship		(216,491,700)	(207,906,200)
Bursary		(69,156,200)	(95,559,900)
		(4,030,706,070)	(3,720,802,556)
Total Expenses		(4,030,706,070)	(3,720,802,556)
Surplus /(Deficit) for the period		365,899,881	495,212,649

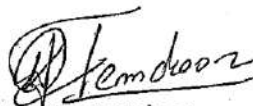
UNIVERSITY OF KELANIYA
STATEMENT OF FINANCIAL POSITION

		AS AT 31.12.2017	AS AT 31.12.2016
ASSETS	Note	Rs.	Rs.
Non - Current Assets			
Property Plant & Equipments	13	4,951,980,668	4,504,054,404
Work in Progress	14	926,283,962	598,413,083
Investments	15	2,896,243,778	2,116,943,497
Intangible Assets	16	20,703,176	18,518,867
		8,795,211,584	7,237,929,850
Current Assets			
Inventories	17	40,372,742	23,517,539
Receivables	18	68,509,624	15,386,109
Prepayments	19	3,603,689	2,424,666
Deposits & Advances	20	482,155,647	821,591,801
Sundry Debtors		300,000	500,000
Cash & Cash Equivalents	21	185,006,329	499,241,192
		779,948,031	1,362,661,307
TOTAL ASSETS		9,575,159,615	8,600,591,157
EQUITY AND LIABILITIES			
Accumulated Fund			
Cabinet Approved Building Project Fund	22	249,685,162	178,910,614
Asset Revaluation Reserve		1,121,260,134	1,228,513,444
General Reserve		17,225,116	(107,904,776)
		1,388,170,412	1,299,519,282
Capital			
Deferred Capital Grants	23	4,950,437,607	4,063,384,074
Capital Grants Unspent	24	440,426,491	684,391,202
		5,390,864,098	4,747,775,276
Reserves & Restricted Funds			
University Funds		833,477,134	922,090,252
Endowment Funds	25	16,483,304	14,981,066
Research Grants	26	100,721,314	76,129,089
Funds Received for Special Purpose	27	204,884,503	135,833,658
Other Reserves	28	50,877,328	48,722,332
Income Received in Advance	29	774,934,658	614,483,762
		1,981,378,241	1,812,240,159

UNIVERSITY OF KELANIYA
STATEMENT OF FINANCIAL POSITION


		AS AT 31.12.2017	AS AT 31.12.2016
Non Current Liabilities			
Provision for Retiring Gratuity	30	495,407,413	436,407,630
Provision for Contingent Liabilities	31	6,002,937	500,000
		<u>501,410,350</u>	<u>436,907,630</u>
Current Liabilities			
Accounts Payable	32	40,508,480	24,022,658
Accrued Expenses	33	145,820,487	169,393,001
Refundable Deposits	34	127,007,548	110,733,153
		<u>313,336,515</u>	<u>304,148,811</u>
		<u>9,575,159,615</u>	<u>8,600,591,157</u>

These Financial Statements are in compliance with the requirements of the Universities Act No 16 of 1978 and other Statutory Provisions.

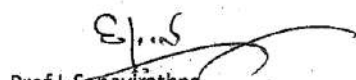


U T M I D Tennakoon
Bursar


The Council of the university is responsible for the preparation and presentation of these financial statements signed for and on behalf of the Council.



Prof. D.M.Semasinge
Vice-chancellor



Prof. L. Senevirathna
Council Member



Prof. Ariyaratna Jayamaha
Council Member

The Accounting Policies and Notes on Pages 06 through 23 form an integral part of these Financial statements

Kelaniya.
April 25th 2018

UNIVERSITY OF KELANIYA

STATEMENT OF CHANGES IN FUNDS
For the Year ended 31st December 2017

	Deferred Capital Rs.	Unspent Capital Rs.	Building Project Rs.	Revaluation Reserve Rs.	General Reserve Rs.	Reserves & Restricted Funds Rs.	Total Rs.
Balance as at 31st December 2015	3,561,168,987	140,054,591	187,131,904	1,336,263,212	(313,876,458)	1,754,719,303	6,665,461,536
Surplus / (Deficit) for the Year					495,212,649		495,212,649
Transfers / Net movements	502,215,087	544,336,611	(58,221,291)	(107,749,769)	105,853,309	(287,573,422)	698,860,526
Fund transfers					(11,713,989)	11,713,989	-
Funds Transfer to MBBS Grant					(36,406,645)	36,406,645	-
Fund transfers to Library Funds					(3,688,750)	3,688,750	-
Funds transfers from Fee- levying courses					(153,284,893)	153,284,893	-
Allocation for committed expenditure			50,000,000		(190,000,000)	140,000,000	-
Balance as at 31st December 2016	4,063,384,074	684,391,202	178,910,614	1,228,513,444	(107,904,776)	1,812,240,158	7,859,534,711
Surplus / (Deficit) for the Year					365,899,881		365,899,881
Transfers / Net movements	887,053,533	(243,964,711)	(79,225,452)	(1,400,000)	(19,601,111)	(7,884,105)	534,978,153
Funds Transfer to MBBS Grant					(12,619,774)	12,619,774	-
Amortization of Capital assets				(105,853,309)	105,853,309		-
Funds transfers from Fee- levying courses					(145,170,701)	145,170,701	-
Fund transfers to Library Funds					(19,231,712)	19,231,712	-
Allocation for committed expenditure			150,000,000		(150,000,000)		-
Balance as at 31st December 2017	4,950,437,607	440,426,491	249,685,162	1,121,260,134	17,225,116	1,981,378,241	8,760,412,745

UNIVERSITY OF KELANIYA-2017**CASH FLOW STATEMENT
FOR THE YEAR ENDED 31ST DECEMBER**

	2017	2016
	<u>Rs.</u>	<u>Rs.</u>
Cash Flow From / (Used in) Operating Activities		
Surplus for the year	365,899,881	495,212,649
Adjustments		
Add: Depreciation	499,987,403	434,641,569
Amortization of Intangible Assets	4,255,704	1,664,346
Provision for Gratuity	90,957,089	81,629,653
Provision for Contingent Liabilities	5,502,937	-
Less: Amortization of Government Grants	(394,134,094)	(328,191,749)
Interest Income	(304,698,721)	(194,218,287)
Profit on Disposal of Property and Equipment	(7,560,466)	(14,560,095)
Operating Surplus before changes in working Capital	<u>260,209,734</u>	<u>478,178,087</u>
Increase / (Decrease) in Working Capital		
Inventories	(16,855,203)	5,964,139
Debtors	200,000	(474,751)
Deposits & Advances	339,436,154	(547,266,209)
Prepayments & Deposits	(1,179,023)	4,545,104
Accounts Receivable	(53,123,516)	15,805,883
Accounts Payable	16,485,823	13,767,479
Accrued Expenses	(23,572,514)	66,500,039
Refundable Deposits	16,274,395	28,764,132
Cash Generated from Operations	<u>537,875,850</u>	<u>65,773,902</u>
Gratuity Paid	(31,957,306)	(30,473,728)
Net Cash Flow from Operating Activities	<u>505,918,544</u>	<u>35,300,176</u>
Cash Flow from / (Used In) Investing Activities		
Acquisition of Property Plant & Equipment	(868,485,938)	(450,589,180)
Investments	(779,300,281)	(309,007,946)
Work in Progress	(327,870,879)	(231,830,537)
Intangible Assets	(6,440,013)	(13,093,214)
Proceeds from Disposal of Property Plant & Equipment	5,160,466	13,714,750
Interest Received	304,698,721	194,218,287
Restricted Funds and Grants	(7,884,105)	(287,573,421)
Net Cash used in investing Activities	<u>(1,680,122,029)</u>	<u>(1,084,161,261)</u>
Cash Flow from / (Used In) Financing Activities		
Government Grant for Capital Expenditure	601,984,779	831,442,136
Other special Capital Grants	45,000,000	156,024,820
Cash flows from External Sources	212,983,843	163,784,274
Net Cash Flow From / (Used In) Financing Activities	<u>859,968,622</u>	<u>1,151,251,230</u>
Net Increase / (Decrease) in Cash & Cash Equivalents	(314,234,863)	102,390,144
Cash & Cash Equivalents at the beginning of the year	499,241,192	396,851,048
Cash & Cash Equivalents at the End of the Year	<u>185,006,329</u>	<u>499,241,192</u>

NOTES TO THE FINANCIAL STATEMENTS

1 Significant Accounting Policies

1.1 General Policies

1.1.1 Reporting Entity

University of Kelaniya was incorporated under the University Act No. 16 of 1978, and situated at Dalugama, Kelaniya.

1.1.2 Principal Activities and Nature of Operations

This is a national university mainly operates on government funds.

The university primarily caters to local students in the fields of Humanities, Social Sciences, Sciences, Medicine, and Commerce & Management.

The university is promoting higher studies and research.

1.1.3 Basis of Preparation

(a) Statement of Compliance

The Financial Statements comprise the Statement of Financial Position, Statement of Financial Performance, Statements of Changes in Net Assets / Equity, Cash Flow Statement and Notes to the Financial Statements. These statements have been prepared in accordance with the Sri Lanka Public Sector Accounting Standards (SLPSAS) issued by the Institute of Chartered Accountants of Sri Lanka and adopted by the University Grants Commission by its Financial Circular Letter No. 3/2011. The accounting policies adopted are consistent with those used in the previous financial year.

(b) Basis of Measurement

Financial statements have been prepared on historical costs basis and do not take into account changes in money values, except where it is stated. Cost is based on the fair value of the consideration given in exchange for assets.

(c) Functional and Presentation Currency

The financial statements are presented in Sri Lankan Rupees, which is the University's functional and presentation currency.

(d) Going Concern

The Financial Statements have been prepared on the going concern basis.

(e) Use of Estimates and Judgments

The preparation and presentation of financial statements in conformity with SLPSAS requires management to make judgments, estimates and assumptions that affect the application of the accounting policies and reported amounts of assets, liabilities, income and expenses. Actual results may differ from these estimates and judgmental decisions.

The estimates and underlying assumptions are reviewed on an ongoing basis. Revisions to accounting estimates are recognized in the period in which the estimate is revised if the revision affects on that period or in the period of the revision and future periods if the revision affects both current and future periods.

1.2 Assets and Basis of Their Valuation**1.2.1 Property, Plant & Equipment****(a) Recognition and Measurement**

Property, Plant & Equipment are recorded at cost less accumulated depreciation. The cost of Property, Plant & Equipment is the cost of purchase or construction together with any incidental expenses thereon.

(b) Cost

The cost of property, plant & equipment comprises its purchase or construction cost and any directly contributable cost of bringing the asset to working condition for its intended use.

(c) Depreciation

Depreciation is charged to the income statement on the straight line basis at the following rates per annum in order to write off the cost of such assets over their estimated useful lives.

Buildings	5%
Furniture & Equipment	10%
Office Equipment	20%
Lab & Teaching Equipment	20%
Motor Vehicles	20%
Water & Electricity Supply	10%
Fiber Glass Boat	10%
Library Books & Periodicals	20%
Cloaks	20%
Machinery	20%
Others	20%

Depreciation is provided on pro rata basis on the assets purchased/constructed/disposed of during the year.

(d) Revaluation of the Property, Plant & Equipments

The Lands, Buildings and Motor Vehicles of the University have been revalued and recognized to the accounts with effect from 01st January 2008.

Revaluation Surplus may be transferred to the general reserve proportionately as the assets are used by the university. In such a case, the amount of the surplus transferred would be the difference between depreciation based on the revalued carrying amount of the assets and depreciation based on the assets' original cost.

(e) Higher Education for the 21st Century (HETC) Grant/IRQU Grant

During the year 2016, Rs.162,020,729.68 Worth of assets was transferred to the University from the HETC project.

These assets are recorded at net book value as at transferred date of 31 October 2016. And depreciations are charged for remaining useful lives based on the cost of the assets.

(f) Land acquired for the construction of Faculty of Computing and Technology

The university has paid Rs.431,745,868 in the year 2016 to acquired a land contains 5 A- 3 R- 9.77 P for the establishment of the Faculty of Computing and Technology.

Subsequently the university has allocated 2 acres from the said land to the Postgraduate Institute of Pall and Buddhist Studies for the value of Rs.148,634,464.

1.2.2 Intangible Assets

(a) Computer Software

i. Basis of Recognition

An intangible asset is recognized if it is probable that future economic benefits that are attributable to the asset will flow to the University and the cost of the asset can be measured reliably.

ii. Subsequent Expenditure

Subsequent expenditure on software assets is capitalized only when it increases the future economic benefits embodied in the specific asset to which it relates. All other expenditure is expensed as incurred.

iii. Amortization

Amortization is recognized in profit or loss on a straight-line basis over the estimated useful life of the software, from the date that it is available for use since this most closely reflects the expected pattern of consumption of the future economic benefits embodied in the asset.
The estimated useful life of software is five years.

iv. De-recognition

An intangible asset is derecognized on disposal or when no future economic benefits are expected from it. The gain or loss arising from the de-recognition of such intangible assets is included in profit or loss when the item is derecognized.

1.2.3 Inventories

Inventories are valued at cost based on FIFO basis.

1.2.4 Receivables

Receivables are stated at the amounts they are estimated to realize.

1.2.5 Short term Investments

(a) Investment in Government Securities

Investments in treasury bills, treasury bonds and repurchase agreements are stated at cost.

(b) Investment in Fixed Deposits

Investments in fixed deposits are stated at cost.

1.2.6 Cash & Cash Equivalents

Cash & cash equivalents comprise cash in hand and deposits at Bank.

1.3 Liabilities & Provisions

All known liabilities as at the balance sheet date are included in the Financial Statements and adequate provisions are made for liabilities which are known to exist but the amount of which cannot be determined accurately.

Obligations payable on demand or within one year of the balance sheet date are treated as current liabilities in the balance sheet. Liabilities payable after one year from the balance sheet date are treated as non-current liabilities in the balance sheet.

1.3.1 Accounting for Grants

Grants that compensate the University for Expenses Incurred are recognized as revenue in the income statement in the same period in which the expenses are recognized. Grants that compensate the University for the Cost of an asset are recognized in the income statement on a systematic basis over the useful life of the related asset.

1.3.2 Employee Benefit

(a) Provision for Retiring Gratuity

The university has adopted the benefit plan as required under the payment of Gratuity Act No. 12 of 1983 for all eligible employees.

Defined benefit plans define an amount of benefit that an employee will receive on retirement usually dependent on one or more factors such as age, years of service and compensation.

The liability recognized in the balance sheet in respect of defined benefit plans is the present value of the defined benefit obligation at the balance sheet date together with adjustment for unrecognized past service cost.

(b) Defined Contribution Plan

Obligations for contribution to a defined contribution plans are recognized as an expense in the income statement as incurred

1.3.3 Taxation

The university is exempt from Income Tax under Section 7(b) of the Inland Revenue Act No. 10 of 2006.

1.3.4 Deferred Taxation

Provision has not been made for deferred tax as the university is exempted from Income Tax under Section 7(b) of the Inland Revenue Act No. 10 of 2006.

1.3.5 Capital Commitments and Contingent Liabilities

All material commitments and contingent liabilities are considered and where necessary adjustments or disclosures are made in these Financial Statements.

1.4 Income Statement

1.4.1 Revenue Recognition

Revenue is recognized to the extent that it is probable that the economic benefits will flow to the university and that it can be reliably measured.

- (a) Enrolment fees from students are recognized as revenue on receipt.
- (b) Fees on examinations, seminars, courses and other educational and activities are recognized as revenue on completion of such activity.
- (c) The fees on fee-levying courses recognized to the income statement based on the stage of completion of each course as at the year end. Lecture fees and payments that relate to future periods are shown in the balance sheet as Income Received in Advance under the Reserve & Restricted Funds.
- (d) Interest income is recognized on accrual basis.
- (e) Revenue from grants is recognized when control of the contribution or right to receive the contribution is confirmed.
- (f) Sponsorship related activities are recognized on receipt.
- (g) Other income is recognized on accrual basis.

1.4.2 Expenditure

- (a) Expenses are recognized in the income statement on the basis of direct association between cost incurred and the earning of specific items of the income. All expenditure incurred in the running of the university and in maintaining the capital assets in a state of efficiency has been charged to revenue in arriving at the surplus/deficit for the year.
- (b) Expenses on examinations, seminars, courses and other educational activities are recognized in the income statement on completion of such activity.

1.5 Comparative Information

The Comparative figures have been re-arranged where necessary to conform to the current year's presentation.

1.6 Events After the Balance Sheet Date

The materiality of events occurring after the balance sheet date has been considered and appropriate adjustments, wherever necessary, have been made in the accounts.

1.7 Cash Flow Statement

The Cash Flow Statement has been prepared using the indirect method.

Notes to the Financial Statements

As at 31/12/2017		2017	2016
	Note	Rs.	Rs.
<u>Government Grants for Recurrent Expenditure</u>			
	2		
Personal Emoluments		2,128,567,000	2,030,000,000
Other Recurrent		421,500,000	400,000,000
		2,550,067,000	2,430,000,000
<u>Tuition and Other Fees</u>			
	3		
Registration Fees (Undergraduate - Local)		9,261,750	8,540,700
Registration Fees (Post graduate)		1,747,250	1,652,500
Tuition Fees (Undergraduate)		4,947,822	2,659,389
Tuition Fees (Post graduate)		5,267,094	4,691,555
Tuition fees (Undergraduate - Foreign)		14,846,793	42,831,348
Examination Fees (Undergraduate)		1,075,344	3,040,265
Examination Fees (Post graduate)		161,200	322,600
		37,307,254	63,738,356
<u>Interest Income</u>			
	4		
Interest from Investments			
Gross Interest		325,643,659	202,729,048
WHT		(20,944,938)	(8,510,761)
Net Interest		304,698,721	194,218,287
Interest from Loans		5,397,550	4,555,633
		5,397,550	4,555,633
Total Interest Income		310,096,271	198,773,919
<u>Other Internal Income</u>			
	5		
Sale of Publications		270,208	220,210
Rent from Properties		2,893,597	2,860,447
Library Fines		415,110	389,207
Medical fees		13,190	15,960
Ancillary Activities - Hostels		2,972,577	2,537,840
Sale of Old Stores		1,776,687	523,253
Sale of Produce		96,895	229,131
Miscellaneous Income	5-1	91,942,866	57,624,172
		100,381,130	64,400,219
<u>Miscellaneous Income</u>			
	5-1		
Certificate Fees		1,765,720	1,924,560
Fines for Cloaks		69,750	76,300
Cloaks Hiring		277,000	428,050
Hire of Vehicles		112,120	187,035
Registration Fees from Suppliers		27,200	328,700
Convocation Fee		17,025,500	13,163,045
Postgraduate Library Income		277,000	396,827
Application & Other Fee		6,603,300	5,442,788
Provident Fund Charges		2,872,829	1,731,496
Fine from Contractors		12,806,162	246,336
Library cards & Identity Cards		113,300	96,100
Dental Clinic Charges		38,820	13,510
Other miscellaneous income		49,954,165	33,589,424
		91,942,866	57,624,172

Notes to the Financial Statements

As at 31/12/2017	2017	2016
Note	Rs.	Rs.
Income from External Examinations	6	
Registration fees	71,156,500	33,227,292
Examination fees	131,641,798	283,260,888
Syllabus fees	4,830	2,479
Past papers fees	1,280	16,601
Certificate fees	412,100	864,409
Postage fees	46,840	-
Convocation income	5,869,000	19,712,477
Seminar income	51,064,527	48,881,177
Other Course Income	53,954,533	96,820,080
Certificate Confirmation fees	25,000	26,460
ID Charges	52,500	51,058
Sundry income	2,049	462,422
	314,230,957	483,325,343
Personal Emoluments	7	
(a) Academic		
Salaries & Wages	548,454,433	393,913,261
Provident Fund	112,437,146	109,584,609
Pension	46,206,444	40,646,963
E.T.F.	31,745,132	28,978,953
Acting Pay	45,484	-
Cost of Living Allowance	80,949,998	78,225,797
Academic Allowances	446,055,328	416,990,464
Special Allowance 20%	1,804,447	106,799,572
Research Allowance	105,119,708	105,281,805
Additional Monthly Allowance 20%	44,844,165	59,894,996
Interim Allowance	33,620,498	61,489,481
Visiting Lecturers Fees	38,963,015	29,861,872
Other Allowances	38,570,221	19,973,740
	1,528,816,020	1,451,641,513
(b) Non-Academic		
Salaries & Wages	306,273,595	229,248,630
Provident Fund	36,189,837	34,007,976
Pension	20,430,864	17,131,246
E.T.F.	11,335,057	9,548,389
Acting Pay	455,643	364,826
Over Time	47,842,181	35,128,699
Holiday Payments	1,005,907	912,335
Cost of Living Allowance	77,319,044	75,701,333
Special Allowances 20%	50,659,110	46,158,017
Research allowance	6,766,393	5,273,663
Additional Monthly Allowance 20%	30,405,160	40,534,799
Interim Allowance	48,412,649	88,840,524
Other Allowances	53,347,107	47,383,969
	690,442,545	630,234,406
Total (a)+(b)	2,219,258,566	2,081,875,918

Notes to the Financial Statements

As at 31/12/2017

		2017	2016
	Note	Rs.	Rs.
Travelling Expenses	8		
Domestic		925,210	805,326
Foreign		7,936,423	5,188,532
		8,861,633	5,993,858
Supplies	9		
Stationery & Office Requisites		41,544,384	33,115,039
Fuel & Lubricants		9,428,092	9,240,569
Uniform & Tailoring Charges		3,470,517	3,027,798
Mechanical & Electrical Goods		1,808,130	4,902,396
Chemical & Glassware		8,601,044	14,341,189
Medical Supplies		1,747,211	1,243,576
Other Supplies		24,873,205	17,366,915
		91,472,583	83,237,482
Maintenance Expenses	10		
Vehicles		4,445,496	4,972,959
Plant, Machinery & Office Equipment		15,400,383	22,666,029
Building & Structures		51,335	37,209
Furniture		(531,633)	1,024,868
Other		651	231,043
		19,366,232	28,932,108
Contractual Services	11		
Transport		(25,933)	20,175
Telecommunication		65,752,758	54,916,622
Postal Charges		4,679,509	4,113,015
Electricity		99,753,427	100,866,067
Security Services		38,590,932	30,515,686
Water		31,088,931	27,267,473
Cleaning Services		33,326,684	29,712,660
Rent & Hire Charges		8,939,744	11,385,706
Rates and taxes to local authorities		15,075,472	6,645,129
Printing, Advertising etc.		29,415,319	30,552,587
Sports Activities		349,300	269,300
Others		11,179,285	18,401,103
		338,125,928	314,665,523
Other recurrent	12		
Special Services - Council & Committees		4,182,656	2,604,839
Special Services - Professional & Other Fee		15,250	39,000
Workshops, Seminars		5,767,112	5,373,277
Academic Research		9,094,357	3,334,019
Staff Development		3,450,951	4,408,132
Grants to other organization		46,217,530	3,660,460
Holiday, Warrants & Season Tickets		1,305,645	2,161,602
Entertainment Expenses		2,587,176	2,585,795
Bank Charges		28,677	5,539
Awards & Indemnities		533,500	195,750
Contribution & Membership Fee		3,489,430	2,617,816
Convocation		21,241,753	35,196,053
Examination		108,292,353	127,881,217
Others - Newspapers, Magazines etc.		2,354,990	2,304,710
Field Trips		4,620,069	3,337,093
Students Development Initiative		65,294	178,352
		213,351,354	195,883,652

Notes to the Financial Statements

As at 31/12/2017

	2017	2016	
Note	Rs.	Rs.	
Property Plant & Equipment			
13			
Cost	Balance	Additions	Disposals
	As at		
	01/01/2017		Balance
	Rs.	Rs.	As at
			31/12/2017
			Rs.
Lands	724,931,142	432,350,020	(148,634,464)
Buildings & Improvements	4,353,782,390	343,399,486	-
Furniture & Equipments	1,442,355,226	210,137,142	-
Lab & Teaching Equipment	356,145,665	61,271,057	-
Motor Vehicles	136,044,115	691,850	(3,917,478)
Water & Electricity Supply Scheme	57,985,734	708,475	-
Library Books & Periodicals	310,689,860	14,875,336	-
Cloaks	6,114,306	-	-
Machinery	42,177,487	905,798	-
Others	243,905,613	32,208,967	-
	<u>7,674,132,537</u>	<u>1,096,548,131</u>	<u>(152,551,942)</u>
			<u>8,618,128,726</u>
Depreciation	Balance	Charge for the	Disposals
	As at	Year	
	01/01/2017		Balance
	Rs.	Rs.	As at
			31/12/2017
			Rs.
Buildings & Improvements	1,443,100,907	223,378,341	-
Furniture & Equipment	860,902,896	159,707,905	-
Lab & Teaching Equipment	271,653,377	37,197,654	-
Motor Vehicles	94,207,466	14,689,895	(3,917,478)
Water & Electricity Supply Scheme	43,621,853	1,979,139	-
Library Books & Periodicals	260,026,121	18,216,166	-
Cloaks	5,229,860	-	-
Machinery	67,842,936	25,488,709	-
Others	123,492,715	19,329,595	-
	<u>3,170,078,133</u>	<u>499,987,403</u>	<u>(3,917,478)</u>
			<u>3,666,148,059</u>
Written Down Value	<u>4,504,054,404</u>		<u>4,951,980,668</u>

Note:

Fully depreciated 23 no of motor vehicles have been used for operating activities during the year 2017. The gross carrying value of these motor vehicles are Rs: 58,265,530.00 as at 31.12.2017

Notes to the Financial Statements

As at 31/12/2017

	2017	2016
Note	Rs.	Rs.
<u>Work in Progress</u>	14	
Six Storied Exam Building	359,937,257	299,234,592
Science Faculty Building	202,703,390	171,451,113
Extension of Gym	28,998,830	10,026,043
Industrial Management Building	148,837,106	74,341,457
ICTC Building	38,548,249	18,250,149
Multi Purpose Building- Faculty of Medicine	105,684,840	25,109,730
3rd and 4th Floor for Technology Faculty	41,574,291	-
	926,283,962	598,413,083
<u>Investments</u>	15	
Staff Security Deposits	64,180	61,621
Bonds & Agreement Violations	110,955,097	83,356,964
Scholarship Fund	12,148,870	11,163,859
Retentions Fund	452,408,138	374,220,965
Special Grants	141,087,851	99,356,418
Other Investments	2,179,579,643	1,548,783,671
	2,896,243,778	2,116,943,497
<u>Intangible Assets</u>	16	
Intangible Assets	27,068,238	20,628,225
Less: Amortization	(6,365,062)	(2,109,358)
	20,703,176	18,518,867
<u>Inventories</u>	17	
Stationery	25,981,430	19,248,820
Maintenance	14,201,303	4,118,886
Others	575,821	149,833
	40,372,742	23,517,539
<u>Receivables</u>	18	
Interest	23,615,736	7,517,774
Property Loan	384	384
Receivable from UGC	1,409,563	859,661
Rent from Properties	12,500	-
Mahapola Scholarship	32,218,450	4,540,800
Bursary	7,612,200	2,090,100
Receivable from other Institute	200,000	-
Others	3,440,792	377,391
	68,509,624	15,386,110

Notes to the Financial Statements

As at 31/12/2017

	2017	2016
Note	Rs.	Rs.
Prepayments	19	
Service Agreements	2,541,282	2,116,172
Vehicles License & Insurance	106,910	201,867
Others	955,497	106,627
	3,603,689	2,424,666

Deposits & Advances

20

(a) Staff Loans & Advances

Distress Loans	123,330,024	103,064,067
Staff Loans	426,478	468,978
Transport Loans	12,052,032	7,732,254
Computer Loans	4,163,792	3,804,792
Special Distress Loans	358,224	235,089
Festival Advances	758,908	671,208
Salary Advances	104,740	1,048,341
Special Advances	63,643	50,950
U.P.F.Loan	-	(62,563)
	141,257,842	117,013,116

(b) Advances for Supplies & Services

Research Advance	2,090,437	2,319,976
International Conference Advance	4,937,800	9,934,028
Miscellaneous Advance	15,813,101	15,063,256
Statutory Boards & Local Authorities	205,639	205,639
Capital Advance	309,525,039	669,616,032
	332,572,015	697,138,931

(c) Other Advances & Deposits

Fuel Deposit	510,000	510,000
Advance for Stamps	7,370	7,370
External Research Advance	111,691	72,576
Debtors-External Exam	38,010	-
Department Development Fund Advance	453,104	453,104
Advance for Special Degree	-	300,000
Generated Fund Advance	340,850	1,952,594
Confucius Institute Advance	5,382,961	2,956,811
Advance for Research Centre-Social Sciences	100,000	155,000
Advance for Center for Gender Studies	-	150,000
Advance for Seeds Programme	1,231,804	636,800
Awareness Programme Advance	150,000	245,500
	8,325,789	7,439,754
Total (a)+(b)+©	482,155,647	821,591,801

Notes to the Financial Statements

As at 31/12/2017		2017	2016
	Note	Rs.	Rs.
<u>Cash & Cash Equivalents</u>	21		
Petty Cash Imprest		1,757	1,757
Treasury Funds		65,892,552	42,738,720
Non Treasury Funds		119,112,020	456,500,715
		185,006,329	499,241,192
<u>Cabinet Approved Building Project Fund</u>	22		
CDCE Building Fund		40,190,464	169,865,917
Unique Multi Story Building Fund		200,450,000	-
Restricted fund for Social Sciences		9,044,697	9,044,697
		249,685,162	178,910,613
<u>Deferred Capital Grants</u>	23		
Capital Grant Account		3,498,474,277	2,904,637,642
Capital Contribution from Other Sources		871,052,277	794,725,629
Non Monetary Donations		580,911,053	364,020,803
		4,950,437,607	4,063,384,074
<u>Capital Grants Unspent</u>	24		
Acquisition of Fixed Assets		3,279,776	449,890,900
Rehabilitation & Improvements			
Building Grant		63,967,381	7,897,821
Construction Projects		363,138,908	211,378,475
Human Capital Development Projects		10,040,425	15,224,007
		440,426,491	684,391,202
<u>Endowment Funds</u>	25		
Prize Funds	25-1	4,249,691	4,239,691
Scholarship Funds	25-2	4,097,398	3,447,398
Income Balance - Prize Funds	25-3	4,910,648	4,490,475
Income Balance - Scholarship Funds	25-4	3,171,582	2,756,955
Other Funds	25-5	53,985	46,546
		16,483,304	14,981,066

Notes to the Financial Statements

As at 31/12/2017

	2017	2016
Note	Rs.	Rs.
Prize Funds	25-1	
Gift Fund-Botany	5,000	5,000
Medha Sri Ariyawanse Fund	2,500	2,500
P.A.P.A. Chandrasekara Scholarship Fund	2,833,944	2,833,944
Prof. F.R. Jayasuriya Scholarship Fund	15,000	15,000
M.A.P. Manthirratne Scholarship Fund	5,000	5,000
Dr. P.D. Kannagara Scholarship Fund	15,900	5,900
Scholarship Fund - Investment(ind.man)	108,347	108,347
Prof. D.J. Wijeratne Foundation Fund	142,000	142,000
Rev.Pandith Mudukatuwe Sri Ganarama Fund	50,000	50,000
Rev. Dr. K. Anuruddha Scholarship Fund	50,000	50,000
Derick De Souza Memorial Scholarship Fund	36,000	36,000
Rev. K. Wangeesa Scholarship Fund	10,000	10,000
Budhadasa Galappatthi Scholarship Fund	10,000	10,000
Rev. Sik Vin Sin Scholarship Fund	100,000	100,000
Botany Society Scholarship Fund	60,000	60,000
Prof. A.S. Disanayaka Fund	275,000	275,000
Prof. Carlo Fonseka Scholarship Fund	106,000	106,000
Etsmen Kodak Scholarship Fund	50,000	50,000
Prof. S.B.P. Wickramasooriya Fund	75,000	75,000
Family Medicine Prize Fund	200,000	200,000
Prof. J.K.P. Ariyaratne Prize Fund	100,000	100,000
Total	4,249,691	4,239,691

Scholarship Funds

25-2

P.P. Jayawardena Scholarship Fund	15,000	15,000
Perter Silva Scholarship Fund	5,000	5,000
Dr. Chithra Fernando Scholarship Fund	200,000	200,000
Hawanpola Sri Rathanasara Scholarship Fund	100,000	100,000
Linus Silva Scholarship Fund	10,000	10,000
Agnus Peduru Scholarship Fund	132,063	132,063
Mary's Friends Scholarship Fund	100,000	100,000
Rathnakara Scholarship Fund	100,000	100,000
Prof. H.H. Costa Memorial Scholarship Fund	300,000	300,000
S. Jayawardena Scholarship Fund	200,000	200,000
Linus Silva/Agnus Peduru Scholarship Fund	54,274	54,274
Student Trust Fund - (HRM)	700,000	700,000
Prof. Shelton Gunaratne Memorial Scholarship Fund	1,181,062	1,181,062
Rajamanthre Scholarship Fund	150,000	150,000
Prof.P.Ranasinge Scholership Fund	200,000	200,000
Prof W.S.Karunathilake Memorial Fund	650,000	-
Total	4,097,398	3,447,398

Notes to the Financial Statements

As at 31/12/2017

	2017	2016
Note	Rs.	Rs.
Income Balance - Prize Funds	25-3	
Scholarship Fund - Interest (Ind.man)	2,305	2,305
Gift Fund-Botany (Interest)	4,728	7,368
Prof. F.R. Jayasuriya Scholarship Fund (Interest)	9,040	3,459
Medha Sri Ariyawanse Fund(Interest)	10,613	10,423
Rev. K. Wangeesa Scholarship Fund (Interest)	14,030	13,018
Rev. Sik Vin Sin Scholarship Fund (Interest)	176,675	165,950
Rev. Dr. K. Anuruddha Scholarship Fund (Interest)	218,661	207,378
Budhadasa Galappatthi Scholarship Fund (Interest)	23,188	22,384
Prof. D.J. Wijeratne Foundation Fund (Interest)	253,351	221,865
Derick De Souza Memorial Scholarship Fund (Interest)	18,885	17,598
Botany Society Scholarship Fund (Interest)	56,940	51,090
P.A.P.A. Chandrasekara Scholarship Fund (Interest)	3,479,311	3,193,852
Prof. Carlo Fonseka Scholarship Fund(Interest)	75,039	67,990
Prof. A.S. Disanayaka Fund (Interest)	244,548	223,867
Prof. S.B.P. Wickramasooriya Fund (Interest)	20,627	22,377
Etsmen Kodak Scholarship Fund (Interest)	44,618	39,558
Family Medicine Prize Fund (Interest)	120,031	98,094
Prof. J.K.P. Arlyaratne Prize Fund (Interest)	55,200	45,450
M.A.P Manthiriratne Scholarship Fund (Interest)	46,272	41,611
Dr. P.D. Kannangara Scholarship Fund (Interest)	36,587	34,843
Total	4,910,648	4,490,475
Income Balance - Scholarship Funds	25-4	
Dr. Chithra Fernando Scholarship Fund(Interest)	1,389,469	1,283,908
Pertter Silva Scholarship Fund (Interest)	19,614	19,154
P.P. Jayawardena Scholarship Fund (Interest)	61,875	58,762
Linus Silva/Agnus Peduru Scholarship Fund (Interest)	35,580	27,928
Agnus Peduru Fund (Interest)	29,688	24,325
Mary's Friends Scholarship Fund (Interest)	108,325	100,038
S. Jayawardena Scholarship Fund(Interest)	95,450	74,000
Rathnakara Scholarship Fund (Interest)	70,381	62,338
Prof. H.H. Costa Memorial Scholarship Fund (Interest)	182,361	149,532
Prof. Shelton Gunaratne Memorial Scholarship Fund (Interest)	690,329	597,873
Rajamanthre Scholarship Fund(Interest)	84,938	72,506
Hawanpola Sri Rathanasara Scholarship Fund(Interest)	157,495	147,163
Student Trust Fund (HRM)	218,787	134,640
Prof.P.Ranasinge Scholarship Fund (Interest)	27,290	4,789
Total	3,171,582	2,756,955
Other Funds	25-5	
UGC Scholarship fund	6,200	11,200
Prizes Awarding Scholarship Funds	18,696	18,696
Donations for Scholarships	16,650	16,650
Multistoried building Fund	12,439	-
	53,985	46,546

Notes to the Financial Statements

As at 31/12/2017

	2017	2016
Note	Rs.	Rs.
Research Grants	26	
Grants received from NSF	12,545,980	12,989,689
Grants received from Ministry of Science & Technology	1,000,000	-
Grants received from UGC	888,215	1,429,827
Grants received from other institutes	56,550,884	33,451,838
University research grants	29,736,235	28,257,735
	100,721,314	76,129,089
Funds received for special purpose	27	
Special Donations- Rev. Dia O Ci	5,423,868	5,423,868
Special Donations- Kong Meng San Phor Sarc See Monaste	1,026,890	1,026,890
Survey on Usage of High Way	4,673	4,673
One Asia Foundation	205,589	409,806
Disability project	-	198,000
IT Project	39,917	39,917
UGC - QIG	8,460,434	8,460,434
Students Relief Fund	1,333,567	1,271,886
Vice Chancellor's Fund	11,437,797	12,387,019
Bond & Agreements Violation Fund	80,350,592	71,011,904
Interest of Bonds & Agreement Violations (*)	47,776,993	35,599,261
Gratuity Fund	26,332,081	-
E-Learning Centre Fund	2,387,066	-
Centre for International Affairs Fund	5,716,395	-
Communication and Media Unit Fund	3,478,505	-
Improving Student Activities and Aesthetic Fund	6,400,000	-
Vidya 2017 Science Exhibition Fund	4,510,137	-
	204,884,503	135,833,658

(*) A sum of Rs.52,160,546.89 has been due from Bond Violators as at 31.12.2017

Other Reserves	28	
Accounting professional sec(APS)	213,789	213,789
Staff development fund - UGC	1,789,659	3,679,334
Presidency Exhibition fund	44,299	44,299
Career Guidance Unit deposit	1,061,628	1,510,455
Glass Blowing Unit deposit	425,758	409,958
Library deposit for Main Library	9,199,306	8,168,818
Library deposit for Faculty Libraries	10,032,407	9,680,095
Centre for Gender Studies Deposit	810,474	970,830
Funds Received from Mahapola trust fund	601,903	884,853
Felicitatation Ceremony	455,650	455,650
Project for Special Degree	844,861	176,681
Seed Programme	5,564,991	4,456,494
BSc Physiotherapy	2,030,249	2,339,633
International Conferences	17,772,981	15,692,812
Other Deposites	29,374	38,634
	50,877,328	48,722,332

Notes to the Financial Statements**As at 31/12/2017**

	2017	2016
Note	Rs.	Rs.
<u>Income Received in Advance</u>	29	
Fee - Levying Courses - Diploma & Certificates	56,998,070	50,400,177
Fee - Levying Courses - Postgraduate	204,758,646	148,750,412
Fee - Levying Courses - Medicine	4,453,303	9,458,847
Fee - Levying Courses -Others	-	9,168,929
Other Internal Programmes	25,551,085	30,931,776
External Examination - Examination Fee	414,685,014	295,815,914
External Examination - Seminar Fee	68,253,490	67,381,558
Telecommunication/ Hostel	-	275,000
Others	235,050	2,301,150
	774,934,658	614,483,762
<u>Provision for Retiring Gratuity</u>	30	
Balance as at 1st January	436,407,929	385,251,704
Add: Charge for the year	90,957,089	81,629,653
	527,365,019	466,881,357
Less: Payments made during the Year	(31,957,306)	(30,473,428)
Balance as at 31st December	495,407,413	436,407,929
<u>Provision for Contingent Liabilities</u>	31	
President of Labour Tribunal	6,002,937	500,000
	6,002,937	500,000

Contingent Liabilities

No. of total cases as at 31.12.201 is 17. Out of that value, eleven cases cannot be ascertained.

Value of the other cases are as follows

<u>Case pending</u>	<u>Estimated value</u>
i) District Court Case No: 1538/L-	Rs. 4,005,000.00
ii) District Court Case No: 1225/L-	Rs. 1,000,000.00
iii) District Court Case No: 6411/M	Rs. 50,000,000.00
iv) District Court Case No: DMR3785/16	Rs. 3,233,787.70
<u>Case Concluded</u>	
i) District Court Case No: DMR/3056/2015	Rs. 67,232.78
ii) Supreme Court (Special Leave to Appeal) No: 191/15 -	Rs. 5,502,936.97

Notes to the Financial Statements

As at 31/12/2017		2017	2016
	Note	Rs.	Rs.
Accounts Payable	32		
Staff development programme		374,220	825,182
Sundry Deposits		6,804,238	5,859,518
Stamp Deposits		64,200	64,200
Tax Payable		(88,485)	4,014,686
Cancel cheques		1,557,828	2,392,370
Staff security deposits		70,406	67,162
Others		31,726,074	10,799,539
		40,508,480	24,022,658
Accrued Expenses	33		
Audit Fee		1,498,345	1,000,000
Personal Emoluments		33,632,121	33,656,527
Travelling Expenses		251,707	186,610
Supplies Expenses		2,923,441	12,356,044
Stores Supplies		22,619,157	5,371,882
Maintenance Expenses		2,107,455	10,429,765
Contractual Services		29,901,237	47,733,692
Other Recurrent Expenses		40,897,897	47,492,451
Others		164,525	156,400
Accrued Expenses of Feelevying Courses		11,824,600	11,009,629
		145,820,487	169,393,000
Refundable Deposits	34		
Tender Deposits		473,750	329,150
Security Deposits		85,391,798	75,489,003
Library Deposits		39,885,500	34,311,500
Others - Hostel		1,256,500	603,500
		127,007,548	110,733,153

35. Related Party Transactions

Transactions entered into by the University with the organizations where Council members are Key Management Personnel of those organizations.

1). An amount of Rs. 47,574,273 had been paid during the year to Lanka Education and Research Network (LEARN) in connection with the service providing Leased Line Services and commodity Internet Access. the following key persons has acted as directors of the LEARN as below.

- Dr. P.G.Wijeratne who is Dean of the Faculty of Computing and Technology as well as a member of the Council of the University has been appointed as a director of LEARN up to 30.06.2017.

- Dr. K.G.H.D. Weerasinghe who is Director of the Information and Communication Technology Centre of the University has been appointed as a director of LEARN up to 01.07.2017.

Details of payments made to Lanka Education and Research Network (LEARN)

Amount paid For University	38,185,082	35,312,453
Amount paid For Medical Faculty	9,389,191	7,921,136
Total	47,574,273	43,233,589

UNIVERSITY OF KELANIYA
STATEMENT OF THE COMPARISON OF BUDGET AND ACTUAL AMOUNTS - 2017

CATEGORY	Budget 2017	Actual 2017	%
	Rs.	Rs.	
INCOME			
Government Grant	2,550,067,000	2,550,067,000	-
Government Grants for Recurrent Expenditure	2,550,067,000	2,550,067,000	-
Other Income	650,554,000	1,102,741,737	69.51
Total Income	3,200,621,000	3,652,808,737	14.13
EXPENSES			
Personal Emoluments	2,312,000,000	2,310,215,655	(0.08)
Personal Emoluments - Academic	1,602,000,000	1,601,046,903	(0.06)
Personal Emoluments - Non Academic	710,000,000	709,168,752	(0.12)
Travelling Expenses	8,950,000	8,861,633	(0.99)
Domestic	1,000,000	925,210	(7.48)
Foreign	7,950,000	7,936,423	(0.17)
Supplies	91,700,000	91,472,583	(0.25)
Stationery and Office Requisites	41,500,000	41,544,384	0.11
Fuel & Lubricants	9,450,000	9,428,092	(0.23)
Uniforms	3,450,000	3,470,517	0.59
Mechanical & Electrical goods	1,900,000	1,808,130	(4.84)
Chemicals & Glassware	8,600,000	8,601,044	0.01
Medical Supplies	1,800,000	1,747,211	(2.93)
Other	25,000,000	24,873,205	(0.51)
Maintenance Expenses	20,003,000	19,366,232	(3.18)
Vehicles	4,450,000	4,445,496	(0.10)
Plant, Machinery and Equipments	15,500,000	15,400,383	(0.64)
Buildings and Structures	52,000	51,335	(1.28)
Furniture	-	(531,633)	
Other	1,000	651	(34.90)
Contractual Services	338,865,000	338,125,429	(0.22)
Transport	-	(25,933)	
Postal and Communication	70,435,000	70,432,268	(0.00)
Electricity & Water	130,850,000	130,842,358	(0.01)
Rents and Local Taxes	24,100,000	24,015,216	(0.35)
Security Services	38,600,000	38,590,932	(0.02)
Cleaning Services	33,350,000	33,326,684	(0.07)
Printing Advertising etc.,	30,000,000	29,415,319	(1.95)
University Sports Activities	350,000	349,300	(0.20)
Other	11,180,000	11,179,285	(0.01)
Other Recurrent	429,103,000	428,923,949	(0.04)
Travel grants to University Teachers			
Special Services - Council & Committees	4,182,000	4,182,656	0.02
-Do- Professional & Other Fees	20,000	15,250	(23.75)
Workshops, Seminars	5,767,000	5,767,112	0.00
Academic Research & Publications	3,700,000	3,700,317	0.01
Staff Development (Training for Teachers, Administrators & Other Employees)	3,450,000	3,450,951	0.03
Postgraduate Research & Scholarships	5,400,000	5,394,040	(0.11)
Course Materials for Students & Learning Quality Improvement	100,000	100,000	-
Industry Internships, Practical & Career Guidance			

UNIVERSITY OF KELANIYA
STATEMENT OF THE COMPARISON OF BUDGET AND ACTUAL AMOUNTS - 2017

CATEGORY	Budget 2017	Actual 2017	%
	Rs.	Rs.	
Students' Development Initiatives & Community Relations	66,000	65,294	(1.07)
Student Welfare, Employee Welfare, Student Councils & Social Harmony	500,000	500,000	-
Employee Welfare & Medical Insurance	6,573,000	6,573,200	0.00
Corporate Planning, Governance & Outreach	500,000	500,000	-
Grants to other Organizations	46,250,000	46,217,530	(0.07)
Interest Subsidy on Property Loan	13,590,000	13,589,939	(0.00)
Holiday Warrants Season Tickets	1,400,000	1,410,257	0.73
Entertainment Expenses	2,600,000	2,587,176	(0.49)
Bank Charges	30,000	28,677	(4.41)
Awards & Indemnities	535,000	533,500	(0.28)
Contributions & Membership Fees	3,490,000	3,489,430	(0.02)
Examination Fees	108,300,000	108,292,353	(0.01)
Expenditure on Extension Projects	195,500,000	195,409,456	(0.05)
Expenditure on Postgraduate Courses			
Others	27,150,000	27,116,812	(0.12)
Total Expenses	3,200,621,000	3,196,965,481	(0.11)
Surplus /(Deficit) for the period			

11.2 Total Income

Description	Income (Rs.)	
	2016	2017
Government Grant		
<i>Recurrent Grant</i>		
Personnel Emoluments	2,030,000,000	2,128,567,000.00
Other Recurrent	400,000,000	421,500,000.00
Mahapola Grant		
University Grant Commission	94,702,450	87,407,300.00
Mahapola Higher Education Scholarship Trust Fund	113,203,750	129,084,400.00
Bursary Grants	95,559,900	69,156,200.00
Other Grants (Please specify)		
<i>Capital Grant</i>		
Rehabilitation & Improvement of Capital Assets	114,762,084	108,000,512.50
Acquisition of Fixed Assets	452,635,256	160,381,928.93
Construction Projects	271,713,259	355,789,264.18
Human Capital Development Projects	12,232,043	11,012,940.40
Strengthening Research	12,880,889	30,815,353.99
WCU Grant	-	-
Technology Stream	16,776,469	25,000,000
Other Grants		
Recurrent Grant	-	-
Capital Grant	156,024,820.29	26,400,000
Generated Income		
Self- Financing Activities	292,539,375	340,577,157
All other Internal Income	814,260,117	762,164,580
Total	4,877,290,412	4,655,856,637

11.3 Capital Expenditure – 2017

Capital Expenditure		Expenditure from			Total Expenditure (Rs.)
		Government Grant (Rs.)	Generated Income (Rs.)	Other Grants (Rs.)	
Construction Projects		331,825,757	79,675,452	-	411,501,210
Acquisition of Assets		169,907,372	73,371,124	22,822,281	266,100,777
Rehabilitation & Maintenance of Capital Assets		104,438,000	9,656,631	40,000,000	154,094,630
Human Capital Development Project	ICT Development	-	-	-	-
	All Other Projects	10,236,205	-	-	10,236,205
Strengthening Research		29,709,661	2,893,144	-	32,602,805
Other - Technology Stream		-	-	35,051,694	35,051,694
Total		646,116,995	165,596,351	97,873,975	909,587,322

11.4 Recurrent Expenditure – 2017

Object Programme	Personal Emoluments – Academic (Rs:)	Personal Emoluments - Non Academic (Rs:)	Travelling Expenses (Rs:)	Supplies (Rs:)	Maintenance Expenses (Rs:)	Contractual Services (Rs:)	Mahapola & Bursary (Rs:)	Other Recurrent Expenses (Rs:)	Grand Total (Rs:)
Programme 01- General Administration	6,819,882	174,469,586	1,066,298	19,774,627	7,304,393	84,297,532		7,468,461	301,200,780
Programme 02- Academic									
Faculty of Commerce & Management Studies	233,868,076.16	25,537,983.87	758,361.63	5,881,024.86	997,678.46	11,055,360.99	67,961,050.00	9,531,868.02	355,591,403.99
Faculty of Humanities	322,027,438.34	32,498,153.98	550,581.50	4,620,362.69	999,105.67	1,123,778.24	81,691,625.00	8,958,324.69	452,469,370.11
Faculty of Medicine	340,381,576.30	140,356,487.09	812,568.61	13,946,496	2,868,632.67	57,377,082.31	8,405,300.00	7,181,466.13	571,329,609.28
Faculty of Computing & Technology	31,619,860.56	5,529,585.70	13,984.00	835,244.27	(73,059.04)	597,360.42	2,407,200.00	694,086.81	41,624,262.72
Faculty of Science	372,882,125.42	94,346,713.09	3,619,943.38	11,075,958.35	(434,287.35)	623,497.60	35,735,000.00	10,781,085.49	528,630,035.98
Faculty of Graduate Studies	-	10,252,430.44	112,520.51	1,959,995.04	123,624.00	6,017,883.30		15,474,282.52	33,940,735.81
Faculty of Social Sciences	276,512,836.41	31,489,570.57	1,481,199.63	6,257,449.38	702,747.60	843,676.52	81,691,625.00	11,345,810.61	410,324,915.72
Examination	-	12,054,137.68	-	798,141.65	(4,706.66)	7,438,761.05		6,338,491.96	26,624,825.68
Programme 03- Teaching Resources									
Library Services	13,473,983.09	44,318,413.27	4,300.00	2,788,815.09	175,234.99	4,666,198.98		154,262.00	65,581,207.42
Programme 04- Welfare Services	3,461,125.00	48,912,635.73	379,268.20	3,860,110.29	665,455.62	26,234,480.62		886,624.91	84,399,700.37
Programme 05 - Maintenance		59,283,766.12	55,920.00	13,828,543.68	464,549.75	65,332,187.17		159,483.61	139,124,450.33
Programme 07 - Extension Services									
External Examinations		24,252,261.92	6,687.50	4,805,691.37	1,867,727.75	26,872,686.20		133,493,768.27	191,298,823.01
Programme 08 - Ancillary Activities									
Hostel		5,867,026.36		1,040,122.69	3,709,135.90	45,645,442.71		883,338.00	57,145,065.66
Expenditure From Generated Income	99,061,842.84	36,730,921.36	211,675.00	2,542,721.84	274,444.45	14,076,146.96		42,508,703.55	195,406,456.00
Expenditure From Other Grant									
Grand Total	1,700,108,746.20	745,899,673.06	9,073,308.02	94,015,304.74	19,640,676.83	352,202,075.23	277,891,800.00	255,860,057.58	3,454,691,641.66

11.5 Financial Performance Analysis – 2017

Subject		Exp. Per Student (Rs)
a. Recurrent Expenditure per Student (RE)	Recurrent Expenditure	312,233.66
	No. of Students	
b. Capital Expenditure per Student (CE)	Capital Expenditure	90,479.19
	No. of Students	


a. Recurrent

Year	Receipts (Rs) (Million)	Payments (Rs) (Million)	Percentage (%)
2014	1,815.00	1,815.00	100%
2015	2,244.00	2,244.00	100%
2016	2,430.00	2,430.00	100%
2017	2,550.07	2,550.07	100%

b. Capital

Year	Receipts (Rs) (Million)	Payments (Rs) (Million)	Percentage (%)
2014	570.00	569.60	100%
2015	700.00	700.00	100%
2016	1,037.00	1,012.90	98%
2017	717.40	699.87	98%

12. Report of The Auditor General



The Vice Chancellor,
University of Kelaniya

Report of the Auditor General on the Financial Statements of University of Kelaniya for the year ended 31 December 2017 in terms of Sub-Section 108(1) of the Universities Act No.16 of 1978.

The audit of financial statements of the University of Kelaniya for the year ended 31 December 2017 comprising the statement of financial position as at 31 December 2017 and the statement of financial performance, statement of changes in Funds and cash flow statement for the year then ended and a summary of significant accounting policies and other explanatory information was carried out under my direction in pursuance of provisions in Article 154(1) of the Constitution of the Democratic Socialist Republic of Sri Lanka read in conjunction with Sub-section 107(5) of the Universities Act, No.16 of 1978. My comments and observations which I consider should be published with the Annual Report of the University in terms of Sub-section 108(1) of the Universities Act appear in this report.

1.2 Management's Responsibility for the Financial Statements

Management is responsible for the preparation and fair presentation of these financial statements in accordance with Sri Lanka Public Sector Accounting Standards and for such internal control as the management determines is necessary to enable the preparation of financial statements that are free from material misstatements, whether due to fraud or error.

1.3 Auditor's Responsibility

My responsibility is to express an opinion on these financial statements based on my audit. I conducted my audit in accordance with Sri Lanka Auditing Standards consistent with International Auditing Standards of Supreme Audit Institutions (ISSAI 1000– 1810). Those Standards require that I comply with ethical requirements and plan and perform the audit to obtain reasonable assurance about whether the financial statements are free from material misstatements.



An audit involves performing procedures to obtain audit evidence about the amounts and disclosures in the financial statements. The procedures selected depend on the auditor's judgement, including the assessment of risks of material misstatements of the financial statements, whether due to fraud or error. In making those risks assessments, the auditor considers internal control relevant to the University's preparation and fair presentation of financial statements in order to design audit procedures that are appropriate in the circumstances, but not for the purpose of expressing an opinion on the effectiveness of the University's internal control. An audit also includes evaluating the appropriateness of accounting policies used and the reasonableness of accounting estimates made by management, as well as evaluating the overall presentation of the financial statements. Section 111 of the Universities Act, No.16 of 1978 give discretionary powers to the Auditor General to determine the scope and extent of the Audit.

I believe that the audit evidence I have obtained is sufficient and appropriate to provide a basis for my audit opinion.

1.4 Basis for qualified opinion

My opinion is qualified based on the matters described in paragraph 2.2 of this report.

2. Financial Statements

2.1 Qualified opinion

In my opinion, except for the effects of the matters described in paragraph 2.2 of this report, the financial statements give a true and fair view of the financial position of the University of Kelaniya as at 31 December 2017 and its financial performance and cash flows for the year then ended in accordance with Sri Lanka Public Sector Accounting Standards.

2.2 Comments on financial statements

2.2.1 Sri Lanka Public Sector Accounting Standards

Sri Lanka Accounting Standard 07

The following observations are made.

- (i) In terms of paragraph 47 of the Standard, when the fair value of a revalued asset differs materially from its carrying amount, a further revaluation is necessary. However, action had not been taken to account the fair value of lands costing Rs.653,159,142 purchased prior to 31 December 2013 after being revalued.
- (ii) As the useful life of non-current assets had not been reviewed annually in terms of paragraph 65 of the standard, 23 motor vehicles costing Rs.52,021,032 had been fully depreciated but further being utilized. Accordingly, the estimated error had not been revised in terms of Sri Lanka Public Sector Accounting Standard 03.

2.2.2 Accounting Deficiencies

The following observations are made.

- (a) Sums of Rs.1,894,340 and Rs.74,773 had been spent for the purchase of a land, 2.51 purchase in extent and its stamp fees respectively in the year under review and it had been brought to accounts as recurrent expenditure, instead of being accounted as capital expenditure.
- (b) According to the depreciation policy of the University, motor vehicles depreciated at 20 per cent and as such a vehicle should be fully depreciated at the end of the 5th year. However, 3 motor vehicles acquired in the years 2011 and 2012 costing Rs.16,715,704 had been depreciated by Rs.3,343,141 in the year 2017 as well.



2.3 Non-compliance with Laws, Rules, Regulations and Management Decisions

<u>Reference to Laws, Rules etc.</u>	<u>Non-compliance</u>
(a) Financial Regulations of the Democratic Socialist Republic of Sri Lanka	
(i) Financial Regulation 104(3) and (4)	Eleven motor vehicles belonging to the University had met with accidents in 14 instances but action in terms of financial regulations had not been taken.
(ii) Financial Regulation 396 (d)	Action in terms of financial regulations had not been taken in respect of 254 cheques valued at Rs.1,113,344 which had been cancelled during the period from 17 November 2014 to 30 June 2017.
(iii) Financial Regulation 571	Action in terms of financial regulations had not been taken in respect of tender deposit of Rs.75,000 lapsed for more than 2 years and security deposits of Rs.4,674,889.
(b) Paragraph 9.3.1 (vii) of the Public Enterprises Circular No.PED/12 of 02 June 2003.	Without filling the vacancies in executive staff, 04 officers had been employed on acting basis for a period of 3 months to one year.

3. Financial Review

3.1 Financial Results

According to the financial statements presented, the financial result of the University for the year ended 31 December 2017 had been a surplus of Rs.365,899,881 as compared with the surplus of Rs.495,212,649, for the preceding year thus indicating a deterioration of Rs.129,312,768 in the financial results of the year under review as compared with the preceding year. The decrease of external examination revenue by Rs.169,094,386 and the increase of staff cost by Rs.137,382,648 in the year under review as compared with the preceding year had mainly attributed this deterioration.

In analysis of financial results of the year under review and the preceding 4 years, there had been a surplus from the year 2013 to 2017. After readjusting staff remuneration and depreciation on property, plant and equipment, the contribution of Rs.1,572,617,629 in the year 2013 had continuously improved up to Rs.2,691,011,756 in the year 2017.

4. Operating Review

4.1 Performance

4.1.1 Planning

(a) Enrolment of students

The number of students could have been enrolled in the year under review to 5 faculties amounted to 3,205, whereas 3,235 had been enrolled. Excessive students amounting to 12, 12, 45 and 116 had been enrolled to the Faculty of Medicine, Faculty of Computers and Technology, Faculty of Commerce and Management and Faculty of Arts respectively, whereas lesser number of students amounting to 36, 46 and 73 had been enrolled to the speech and Language Therapy course, Faculty of Science and special admission in the Faculty of Arts respectively.

(b) Conducting Lecturers

The following observations are made.

- (i) As lots of lapses such as non-indicating the dates, subject unit, name of the lecturer, signature, the time, lecture was delivered, academic year etc. in the students signature registers were observed it could not be ensured whether the lecturers had covered the number of lecture hours in terms of academic time table.
- (ii) A test check carried out in the Department of Philosophy observed that there were 23 instances were imbalances between the dates stated in the attendance registers maintained by the Faculty offices for visiting lecturers and the dates indicated in the students signature registers.

(c) Centre for Distance and Continuing Education

Centre for Distance and Continuing Education had registered 67,828 students for the last 4 academic years. The following observations are made in this connection.

- (i) Out of 91 students registered in the year 2011 for Bachelor of Science Degree, none of the students had completed the degree even up to 31 August 2018, though 7 years had elapsed.
- (ii) The preliminary examination for 16,079 students registered for 3 courses of Arts, Business Management and Commerce in the years 2014 and 2015 had been commenced on 01 August 2018 and the students had not been enrolled for the academic year 2016.
- (iii) Periods from 3 months to 3 years had been taken to issue the results of 3 examinations relating to the Arts and Business Administration Courses. Test check observed that although more than one year had elapsed after handing over the answer scripts of 11 subjects, the results of which had not been issued so far, to the Heads of Divisions, they had not been returned.

4.2 Management Activities

The following observations are made.

- (a) Action had not been taken to recover the value of 28,876 library books which had been identified as misplaced by the Board of Survey of Library books conducted in the year 2012, from the relevant parties. It was informed me that this number would change according to the Board of Survey report conducted in the year 2017 but that report was not made available to audit even by 31 August 2018.
- (b) Due to non-utilisation of funds for the relevant purposes totalling Rs.174,824,530 existed in 11 fund accounts established in the previous years for special purposes, sums of Rs.132,733,087 and Rs.42,091,443 had been transferred to the University Development Fund and the Medical Faculty Development Fund respectively during the year under review. In addition, the balance of 3 fund accounts opened in the year under review as at 31 December 2017 amounted to Rs.13,705,037 but the actual expenditure incurred by 28 August 2018 was only Rs.959,380.
- (c) Even though, the accommodation and other expenses of lecturers who proceed abroad for the presentation of their research papers should be paid in foreign exchange before proceeding abroad a sum of Rs.1,754,713 had been paid to 7 lecturers in Sri Lankan rupees, who had proceeded abroad in the year under review.
- (d) A sum of US\$ 5442 had been paid to 2 lecturers in the Faculty of Social Science for the participation in the presentation of research's to a seminar held in United Kingdom from 07 to 10 November 2017 as registration fees, incidental expenses, food and lodging fees. Even though, the lodging fees according to the quotations obtained from the hotel amounted to £ 341 for 7 days, it had been treated as 'per day' and made the payment. As a result, it was observed that an over payment of US\$ 3,410 had been made.

- (e) Lecture hours had not been allocated to a senior female lecturer in the Faculty of Social Science from the academic time tables, from the year 2012 to 12 February 2018. One and only evidence to establish whether this lecturer was in service had been only the examination of 20 dissertations and marking 306 answer scraps during the period from 2009 to 2014. However, salaries and all allowances had been paid to this lecturer during this period. Even though, there was no working service period, a 2 ½ months service extension had been granted to her even beyond the retirement age in terms of Circular No.12/2015 dated 05 September 2015 of the University Grants Commission, considered as covering the lecture hours furthermore. In addition, a concessionary motor vehicle permit had also been issued to her on 01 April 2011.

4.3 Operating Activities

In terms of paragraph 33 of Chapter 10 of the Establishments Code for University Grants Commission and Universities, the number of lecturers who had breached the agreements entered into in proceeding abroad for scholarships amounted to 21 and the amount due from them amounted to Rs.75,077,754 as at 31 August 2018.

In addition, the lecturers who had breached the bonds were allowed to pay the bonded amount by instalments. Even though, the recoverable bonded amount had been too much, opportunities had been given to pay them by smaller instalments such as Rs.20,000, Rs.30,000 and Rs.50,000 etc. irrespective of the recovery period by instalments and as such it had taken a long period to settle the bonded money.

4.4 Under-utilisation of Funds

The following observations are made.

- (a) A fixed deposit named as "Student Relief Fund" had been opened in the year 1989 and the balance of this account as at 31 December of the year under review amounted to Rs.1,333,567. As the objective of the establishment of this fund for what purposes of expenditure could be met therefrom etc. had not been determined, this fund had become underutilized since several years.

- (b) Balances of Rs.4,097,398 and Rs.4,249,691 had existed as at 31 December 2017 in 16 Scholarship Fund accounts and 21 gift fund accounts respectively which had been opened during the period 1980 and 2010 and the interest income earned by those funds amounted to Rs.4,910,648 and Rs.3,171,581 respectively. Only a sum of Rs.28,100 had been utilized from this interest income in 5 instances during the year under review for awarding scholarship and gifts and as such, it was observed that much money of these funds had become underutilized.
- (c) A balance of Rs.29,736,235 had existed in the University Research Grants Account as at 31 December 2017, out of which, a sum of Rs.18,032,876 had become underutilized since the year 2011.

4.5 Personnel Administration

The approved and actual academic and non-academic cadre of the University as at 31 December 2017 stood at 1762 and 1385 respectively. Accordingly, the number of vacancies amounted to 398 and the excess cadre was 24. The following observations are made in this connection.

- (a) The approved permanent academic staff as at the end of the year under review had been 781 and the actual cadre was 561, thus existing 220 vacancies. Only 37 of those vacancies had been filled by 30 July 2018 and action was being taken to recruit 91 persons but there were further vacancies of 92.
- (b) The number of vacancies in the non-academic staff and the excess cadre amounted to 149 and 24 respectively. Three persons had been recruited to 2 posts outside the approved cadre. The approved cadre of Health Services Labourers amounted to 10 whereas the actual cadre was 25 and as such the excess staff had become 15. By 30 July 2018 recruitments had been made for 34 vacancies in the non-academic staff and action was being taken to recruit another 14 person but still there were 101 vacancies.

4.6 Vehicles Utilisation

The following observations are made.

- (a) A bus attached to the Faculty of Medicine, Ragama had not been operated since 26 May 2016 and action had not been taken to dispose of this vehicle or to get it repaired and used.
- (b) A bus belonging to the University had been referred to a private garage on 09 July 2017 for fixing front and back wind screen without calling for quotations. Even though, more than one year had passed, it had not been repaired and handed back. The physical verification observed that this vehicle had been parked outside the garage, resulting being decayed.

5. Sustainable Development

5.1 Reaching Sustainable Development Goals

Every public entity should act in accordance with the Circular No.NP/SP/SDG/17 dated 14 August 2017, issued by the Secretary to the Ministry of National Policies and Economic Affairs and the 2030 'Agenda' of the United Nations on Sustainable Development. Nevertheless, the University of Kelaniya was not aware about how to act in respect of functions within the purview of its scope. However, the Vice Chancellor informed me that various programs and actions had been taken to reach Sustainable Development Goals through 5 projects viz, waste management, water management, energy management, habitat management and training programs during the period 2014 to 2018.

6. Accountability and Good Governance

6.1 Presentation of Financial Statements

Even though, the annual financial statements should be purchased to the Auditor General within 60 days after the closure of the year of accounts in terms of paragraph 6.5.1 of the Public Enterprises Circular No.PED/12 of 02 June 2003, the financial statements of the University had been presented on 09 May 2018, after a delay of 69 days.

6.2 Procurement and Contract Process

6.2.1 Procurements

The following observations are made.

- (a) Even though, a sum of Rs.1,610,000 had been paid in the year 2017 for the supply of curtains to two offices in the University, an agreement in terms of guideline 8.9.1 (b) of the government procurement guidelines had not been signed therefor.
- (b) Preparation of cost estimates, obtaining relevant approval, referring to Procurement and Technical Evaluation Committees for this procurement should have been performed at the beginning of the procurement process. However, deviating from this procedure, recommendations of the Procurement Committee and the Technical Evaluation Committees and the approval of the Board of Control had been obtained after being selected the supplier.
- (c) Even though, it was stated that the bids would be called for from the registered suppliers of the University for the above procurement it was observed that the supplier to whom this contract had been awarded was not a registered supplier of the University for the above purpose.

6.2.2 Weaknesses in contract administration

The contract for the construction of the Information and Communication Technology Centre, the contract value of which amounted to Rs.157,593,998 had been awarded to the State Engineering Corporation and its works had been commenced on 01 September 2016. Even though, it should have been completed by 30 August 2018, but its financial progress and the physical progress had been only 48 per cent and 40 per cent as at 30 June 2018.



7. Systems and Controls

Weaknesses in systems and controls observed in audit were brought to the attention of the Vice Chancellor from time to time. Special attention is needed in respect of the following areas of control.

Areas of Systems and Controls

Observations

(a) Fixed Assets	Non-accounting of fair value of assets being revaluated and non-updating the register of fixed assets having being eliminated the value of disposed assets from books.
(b) Research Activities	Underutilisation of funds allocated for research works.
(c) Distance and continuous Education Centre	Delays in conducting examinations and releasing results.
(d) Conducting Lectures	Non-maintenance of students attendance register properly.
(e) Recruitment of staff	Non-taking action to fill the staff vacancies promptly.

Sgd./ H.M. GAMINI WIJESINGHE
 Auditor General

H.M. Gamini Wijesinghe
 Auditor General

13. Audit Committee Report

Composition of the Audit Committee

The Audit Committee of the University established as a sub-committee responsible for the Council consists of three non-executive members. The following officers were engaged in audit committee activities in the year 2017.

Members	Participation in the committee in 2017 (participation/ due to participate)
1. Mr. Preethi Perera (Chairman)	4/4
2. Mr. D. B. Wijekoon	4/4
3. Prof. J. B. Dissanayaka	3/4

The members from the Auditor General's Department were also invited to participate as observers.

Meeting

As per Public Enterprises Circular No. P. E. D./31, committee meetings should be held at least four times a year. The Committee met four times in the year under review and the internal and external audit reports were discussed at these meetings. The Committee reports were submitted to the University Council for information and necessary action.

Main Responsibilities

The main objective of the Audit Committee is to assist the Council for the efficient functions of the financial matters of the University.

The main responsibilities are;

1. Review and supervision of the financial statements, financial reporting and the continuation of the audit process.

2. Examine any matter related to the finance of the University and other related matters.
3. Approving the annual internal audit plans and programmes.
4. Supervision of the internal audit plan and programme.
5. Investigate the external and internal audit reports and take follow up action on recommendations.
6. Review and supervision of the effective performance of the internal system controls.

Activities within the Year

The Committee was engaged in the following activities within the year under review.

1. Approval and supervision of the annual internal audit plans and programmes.

The Committee approved the internal audit plan and internal audit programme for the year 2017 and supervised it throughout the year. The Committee reviewed and supervised the effectiveness of the internal audits, performance of the queries and the performance of the Internal Audit Division.

2. Compliance with laws and regulations

The compliance with the relevant laws and regulations were reviewed with the reports submitted by the external and internal auditors. The Committee further followed up on the preparation and presentation of the annual accounts reports of the University and the settlement of statutory payments such as gratuity, pensions and the Provident Funds.

3. Continuous review and supervision on the violation of contracts

The Committee continuously reviewed and supervised the recovery process from the staff members who violated bonds. As a result, it was able to recover a complete bond amount from persons and Rs. 4.7million was recovered in the year under review. There were 18 bond violators at the beginning of the year 2017. It was able to recover the whole bond value from three persons within the year. Nine persons are paying the recoverable in installments and legal action has already being taken to recover the relevant amounts from the remaining six persons.

4. Review and strengthening of the internal control system

Necessary recommendations on the control of fixed assets, regulating the expenditure for contractual activities, lending library books, annual board of survey of stores/survey of fixed assets, recovering the unsettled advances, settling the unrecognized and unsettled loan balances and strengthening the internal controls. Continuous review was done on the actions taken to correct the weaknesses depicted in the Auditor's Report and Audit Inquiry for the year 2017. The University was satisfied with regard to the true and fair opinion issued by the Auditor's Report for the year 2017.

5. Audit Committee Meetings

The Audit Committee meetings were held at four occasions within the year ended as at 31st December 2017. All the Audit Committee members actively participated in all the committees. A representative from the Auditor General's Department participated at every meeting of the Audit Committee as a supervisor. Other staff members from the University were also invited when required. Senior Assistant Internal Auditor acts as the Secretary of the Committee.

Conclusion

The Committee was satisfied with the success of the follow up activities based on the recommendations on the matters considered by the Committee in the year 2016.

Signed illegibly
Chairman
Audit Committee
University of Kelaniya
12.11.2018

14. OBSERVATION OF THE COUNCIL OF THE UNIVERSITY OF KELANIYA ON THE REPORT OF THE AUDITOR GENERAL

My No:UK/IA/FAR/2017

Your No: HED/E/UOK/1/17/33

17th December 2018

Auditor-General,
Auditor-General's Department,
No. 306/72,
Poldoowa Road,
Battaramulla

Report of the Auditor General on the Financial Statements of the University of Kelaniya for the year ending 31st December 2017 in terms of the sub-section 108 (1) of the University Act No 16 of 1978.

2.2 Comments on financial statements

2.2.1 Sri Lanka Public Sector Accounting Policies

Sri Lanka Public Sector Accounting Policies No. 07

- (i) All the lands that are used by the University have been referred to the Department of Assessment for assessing and the assessment report has not been received yet. The Department of Assessment has been reminded from time to time in this regard and it has been noted to account the said values after the assessment report has been received.
- (ii) It has been informed to send a report after assessing all the vehicles within one day as the received assessment report is not in order.

2.2.2 Accounting Deficiencies

- (a) has accounted from the Journal No. C – 072 in the year 2018.
- (b) has been corrected by the Journal No. R – 165 in the year 2018.

2.3 Non-compliance to Rules, Regulations and Management Decisions

- (a) Financial Regulations of the Democratic Socialist Republic of Sri Lanka

i. As per the Financial Regulations 104 (3) and (4) on accidents to the vehicles of the University, steps have been taken to conduct the preliminary inquiries and the formal inquiries on the accidents that had taken place from 01.01.2018. An inquiry officer in this regard has been appointed and the relevant preliminary inquiries are being conducted at present.

ii. According to the Memos of the Finance Committee dated 04.08.2018 (19) and the approval of the 464th Council, it has been noted to retain for a period of two months and account for the income thereafter.

iii. Action has been taken after a Memo was presented to the Finance Committee and the approval of the Council was obtained to take the remaining deposits except the security deposits worth Rs. 45,000/- to the income for the year 2018.

- (b) The University Grants Commission has filled all the vacancies for the executive staff by this time.

3. Financial Review

3.1. Financial Results

Agreed.

4. Operational Review

4.1 Performance

4.1.1 Planning

(a) Enrolment of Students

For the Academic year 2016/2017 160 students are to be enrolled for the Faculty of Medicine and the number of students has been increased due to the foreign students referred by the UGC from time to time. There are three courses conducted in relation to the Faculty of Computer and Technology and the number of students enrolled has been increased as the Degree Programme on Computer Sciences has been commenced from the academic year 2016/2017. Though the UGC was informed on the requirement of 450 and 1200 students for the Management Degree Programme in the Faculty of Commerce and Management and Arts Courses respectively, the UGC has referred 500 students to be registered for the Management course and 1320 students for the Arts course.

According to the letter of the Dean of the Faculty of Medicine dated 27.07.2017, though 85 students have applied under Disability and Rehabilitation for the academic year 2016/2017, the UGC has referred 50 students to the University under the Speech and Audio Science course. The University constantly informs the UGC on the vacancies and receive registers of students. However, as the UGC transfers the students registered for several courses in the Faculty of Science under filling vacancies in higher courses/ vacancies there is lack of student registration.

The UGC has been informed to refer 170 students for the year 2016/ 2017 under the Special Entrance for the following subjects and the number of registered students and the number of students referred for registration are as follows:

Name of the Course	Number of Students Applied	Number of Students Referred for registration	Number of Students Registered
Sanskrit	50	36	36
Pali	20	17	17
Christian Culture	10	10	03
Western Classical	10	-	-

Culture			
English	50	15	15
German	20	20	20
Russian	10	06	06

(b) Conducting Lectures

i. At the beginning of the relevant biannual, the relevant lecturers will be given a time table as discussed at the Department meetings. Lectures are not conducted due to the absence of students for lectures as a result of the sudden strikes launched by students at various instances. At the same time, sometimes lectures are not conducted due to various events. However, the Department Heads have been informed to conduct lectures covering the relevant syllabus in a manner that does not adversely affect the students.

ii. At the beginning of each academic year, the visiting lecturers are informed by every Department to regularly note their attendance. There are instances when the signature of students could not be taken when additional lectures are conducted for them. In some Departments all the matters are done by a single clerk. In such instances, there are issues on maintaining the attendance registers of students in the proper manner. The relevant officers have been informed to take steps to avoid such instances in performing duties.

(c) Distance and Continuous Education Centre

i. Agreed.

- For the students registered for the year 2011, 2013 academic year is the third year (final year). The relevant examinations have been conducted from 10.06.2017 to 23.06.2017.
- The final Unit results thereof have been released on 09.01.2018.
- None of those students have completed the degree.

ii. The first examination for the student batch enrolled for the Bachelor of Arts (General) degree (External) for the 2014 academic year was commenced on 01.08.2018 and completed on 20.10.2018.

- The student registration process for the 2016 academic year has been finalized by now.

iii. Agreed.

The assessment of examination answer papers are performed by the permanent academic staff members of the University relevant to the subjects. University lecturers conduct the mandatory lectures, marking the answer papers of the internal examinations and engage in national level examination matters. Therefore, there is a delay in receiving marks and it leads to the delay in issuing results.

There are 76 subject units in the Bachelor of Arts (General) degree programme and the final results can only be issued after the Distance and Continuous Education Centre has received the results of all the subject units of subjects of undergraduates. The conference paper marking method has been introduced in order to avoid such delays and issue the results of the Bachelor of Arts degree programme.

All the results of the second examination of the Business Management (General) degree – 2014 have been issued.

4.1.1 Management Activities

(a) As it was revealed from the library book survey on identified misplaced books conducted in the year 2012 and the 2017 Book survey some copies from this stock of books are included in the library book collection. According to the final report of the 2017 Library book survey, 24,721 books have been misplaced and a report on the number of these books including their values will be prepared and submitted during the next three months. The Internal Audit Division has received the final report of the Library Book Survey for the year 2017 and the accuracy of that report is being examined at present.

(b) There are three sub-ledger accounts under the University Development Account for the identified Special Projects and only Rs. 10,330,000/- has been allocated for this purpose. For the account opened for the Science Exhibition was financed only by the sponsors. For the

three accounts of the fund an amount of Rs. 959,379.82 has been incurred as at 27th August 2018. There has been a delay in settling the advances obtained for the Science Exhibition and steps have been taken to transfer the balance after the advances have been settled.

(c) The payment of the combined allowance and casual allowance for the lecturers before their departure abroad has been suspended. And the payment of their allowance in the Sri Lankan currency has also been stopped.

(d) Though the quotation letter submitted by the said two lecturers for the payment for the relevant accommodation charges for the participation in the conference in the United Kingdom had mentioned USD 341 for 7 days, their request letter had mentioned USD 341 for one day. The payment of USD 341 per diem was made to them as in the verbal inquiry they stated that USD 341 was for one day and USD 420 is allocated per diem as per the Circular. The said excess amount had been returned to the University and the relevant receipts have been submitted.

(e) The relevant Department Heads has informed that Mrs. RA Kulasekara had been engaged in teaching for the period from the year 2008 to 12th February 2018. The relevant Department has informed that she has worked as the Coordinator to the Mass Media subject in the external examinations conducted during the said period by the University and as an invigilator of the said examinations. At the same time, it is informed that she has been actively involved in subject related other programmes such as ‘Sanjananee’ and student seminars and workshops conducted by her Department of Studies, i.e. the Department of Mass Media.

As this lecturer who was working as a Senior Lecturer by the year 2006 had reached the highest step in her salary scheme by that year, the payment of salary increments for her had been stopped. The salary increment sheets for the academic years of 2014 and 2015 have not been returned to the Establishments Department either recommended or not recommended. As the salary increment sheets for the years 2016 and 2017 have been returned after recommended by the Department, steps have been taken to provide such salary increments.

When a lecturer has reached the retirement period, the Establishments Department inquiries from the said lecturer whether her retirement date is her 65th birthday or the end of the

academic year. As per the inquiry from Mrs. RA Kulasekara dated 04.10.2017 she had informed that she would serve until the end of the 2016/2017 academic year. According to the decision of the Council, she has been retired from the end of the 2015/2016 academic year.

4.3 Operational Activities

The bond amount of the said two lecturers has been calculated and there are 19 officers who have violated agreements by now. The balance is Rs. 76,343,960.00. Steps have been taken to recover this amount.

There are two lecturers paying the amounts in less amounts in more installments than the number of installments decided by the Council and they have been informed to increase their installment amounts. Action has been taken to take legal action against a lecturer who is paying Rs. 20,000/- monthly in contrary to the intimation. Drafting the complaint for taking legal action against the said lecturer has been finalized and the said documents have been sent to the Attorney-General's Department.

4.4 Under-utilization of funds

- (a) The relevant sections have been informed in this regard and further action will be taken.
- (b) The relevant sections have been informed and further action will be taken depending on the answers received from the relevant sections.
- (c) The approval of the Council has been received to utilize Rs. 4.5 million from the underutilized balances for the staff development.

4.5 Staff Administration

- i. At present the academic staff is 619 and steps have been taken to publish paper advertisements to fill the balance vacancies.
- ii. In the cadre registry approved for the year 2013, there was one vacancy for the post of Generator Operator and two vacancies for the Office Machine Operators and action had been taken accordingly and those posts have been removed from the 2017 cadre registry. In the

cadre registry for the Health Services Labourer approved for the year 2013, there were vacancies for 26 posts and action had been taken accordingly and according to the approved cadre registry for the year 2017, the approved Health Services posts have been reduced to 10. As per the vacancies, action had been taken to fill 110 vacancies as at 12.12.2018. At the same time, when filling the vacancies for posts for which applications should be called as per the Circular No. 876, there had been a delay in filling the vacancies due to the non reception of the registry to suit the vacancies. At the same time, the transfer of a considerable number of staff members belonging to the posts of Management Assistant, Work Assistant and Technical Officer has also contributed for the increase in relevant vacancies.

4.6 Vehicle Utilization

(a) In order to take future actions on the misuse or repair and use of the bus bearing No. 61-5088 that was used for the transportation requirements of the Medical Faculty students of Kelaniya University, a senior officer from the Auto Mobiles Company visited the University on 06.12.2018 as requested by the University and he examined the bus. He has given verbal instructions that it is useless to repair this bus and it is appropriate to take rapid action to auction and sell it. The same officer has informed that the written report in this regard would be sent to the University in due course.

(b) The front and rear wind shields of the bus bearing No. 61-8315 has been fixed by the Samarasinha Wind Screen Company and it has been brought to the University and as instructed by the Vice Chancellor, a quality assurance report form the Lanka Auto Mobile Company on its road worthiness has been obtained. According to this report it has been recommended that it is appropriate to auction and sell this vehicle as a high cost has to be incurred for its repairs.

5. Sustainable Development

Achieving the Sustainable Development Goals

The University of Kelaniya, as the first green University in Sri Lanka for the sustainable development purposes, has initiated 5 types of projects from 2014 to 2018.

i. Waste management

- ii. Water management
- iii. Energy management
- iv. Accommodation management
- v. Training courses and programmes

The University of Kelaniya, in order to achieve the sustainable development goals has implemented a number of various programmes and activities under these 5 projects and has achieved their positive results.

6. Accountability and Good Governance

6.1 Delay in presenting Financial Statements

Before the 28th of February 2018 a meeting of the Council was held on 14.02.2018. It was unable to present the accounts to this meeting as the account activities could not be finalized by that time. There was a strike held by the non-academic staff until 17th April 2018. After the strikes the accounts were presented to the next Council meeting held on 08th May 2018 and they have been forwarded to the audit after approved by the Council. Instructions have been given to present the final account reports for the year 2018 before the due date.

6.2 Procurement and Contract Administration

6.2.1 Procurements

(a) Contracts have been awarded for providing curtains to the office of the University Deputy Vice Chancellor for Rs. 805,000/- and for providing curtains to the English Language Department for Rs. 805,000/- and the payments have been made after such work and the agreements have not been signed. It has been noted to take necessary action according to the Procurement Guidelines in future.

(b) Agreed. The relevant supplier has been selected based on the urgency requirements, after discussion with the Section Heads and the recommendation of the Work Engineer without obtaining the recommendations of the Technical Evaluation Committee and the recommendation of the Procurement Committee and the approval of the Council have been obtained afterward. It has been noted to take necessary action according to the Procurement Guidelines in future.

(c) Agreed. Action will be taken in future to call quotations for relevant tasks from suppliers registered for each task.

6.2.2. Weaknesses in Contract Administration

The amount paid completely as at 01.01.2018	Paid amount January-November 2018	Completely paid amount as at November 2018
Rs. 73.53 million	Rs. 28.48 million	Rs. 102.01 million

The financial Progress as per the above table = $\frac{102.01}{73.53} \times 100$
 (with the advance amount) 181.2
 = 56.29%

Physical progress

Completed work as at November 2018 = Rs. 76.40 million
 (without VAT)

Physical Progress = $\frac{76.40}{157.50} \times 100$
 = 48.50%

9

As the financial progress has been calculated with the advance amount it indicates a higher amount than the physical progress. The physical progress as at November 2018 is 48.50%.

7. Systems and Control

Systems and Control Areas	
(a) Controlling Fixed	The Fixed Assets Registry is updated to the year 2012 and the

Assets	data has been collected in spreadsheets and documents due to the deficiencies in the said registry. Attention is paid to renew the Fixed Assets Registry and the necessary data for this purpose have been collected.
(b) Research Activities	<ul style="list-style-type: none"> • Reminding letters have been sent to the lecturers who have not submitted progress reports for the internal research projects and the researchers who have not used the approved research materials to submit the progress reports in order. <p>Accordingly, the researchers have submitted the progress reports in order and the utilization of the research funds has been increased.</p> <ul style="list-style-type: none"> • For the research projects that are not commenced yet, reminding letters have been sent from time to time to the lecturers informing to utilize the funds after commencing the research projects and after informing the Research and Publication Committee on the lecturers who have failed to do so and reminding letters have been sent giving a grace period of one month as a final step in this regard. As per the decision of the Committee the approved research projects have been cancelled for the lecturers who have failed to reply to this letter within a one month period.
(c) Distance and Continuous Educational Centre	Though examinations have been conducted on duly, there is a delay in issuing the marks as the University lecturers who mark the examination papers are also engaged in marking the answer papers of the internal examinations and national level examinations. The conference marking system has been introduced to minimize this situation by this Centre.
(d) Conducting lectures	Though the national level student strikes, class strikes and student activities that cannot be controlled by the Departments affect the conduct of lectures as decided and planned at the meeting of the Department heads at the commencement of the biannual, steps have been taken to cover an adequate amount of the lectures of the syllabus. Steps will be taken in future to minimize the gap between the planned lectures and attendance registry number by way of a

	mechanism to record the lectures that are cancelled and the number of that lectures.																										
(e) Recruitment of the Staff	<p>The vacancies and the recruitment of the academic and non-academic staff as per the 2017 approved cadre registry is as follows:</p> <p>At present, the academic staff is 619 and action will be taken to publish paper advertisements for the recruitments for the remaining vacancies. For the remaining vacancies in the Departments, steps are being taken to publish paper advertisements according to the written requests received by the Vice Chancellor.</p> <p>Non-academic Staff</p> <table border="1"> <thead> <tr> <th>Post</th> <th>Number of Vacancies filled in the year 2018 (as at 12.12.2018)</th> <th>Number of Vacancies (as at 12.12.2018)</th> <th>Action taken to fill the Vacancies</th> </tr> </thead> <tbody> <tr> <td>Management Assistant</td> <td>36</td> <td>05</td> <td>Five transfers are to be received.</td> </tr> <tr> <td>Sub-Warden</td> <td>04</td> <td>02</td> <td>Applications will be called internally in 2019.</td> </tr> <tr> <td>Bookkeeper</td> <td>03</td> <td>-</td> <td>Has been recruited</td> </tr> <tr> <td>Management Assistant (Shroff)</td> <td>01</td> <td>-</td> <td>Has been recruited</td> </tr> <tr> <td>Work Assistant</td> <td>17</td> <td>17</td> <td>Name lists have been</td> </tr> </tbody> </table>			Post	Number of Vacancies filled in the year 2018 (as at 12.12.2018)	Number of Vacancies (as at 12.12.2018)	Action taken to fill the Vacancies	Management Assistant	36	05	Five transfers are to be received.	Sub-Warden	04	02	Applications will be called internally in 2019.	Bookkeeper	03	-	Has been recruited	Management Assistant (Shroff)	01	-	Has been recruited	Work Assistant	17	17	Name lists have been
Post	Number of Vacancies filled in the year 2018 (as at 12.12.2018)	Number of Vacancies (as at 12.12.2018)	Action taken to fill the Vacancies																								
Management Assistant	36	05	Five transfers are to be received.																								
Sub-Warden	04	02	Applications will be called internally in 2019.																								
Bookkeeper	03	-	Has been recruited																								
Management Assistant (Shroff)	01	-	Has been recruited																								
Work Assistant	17	17	Name lists have been																								

				applied for the other vacancies.
	Audit Assistant	07	01	
	Marshal	06	01	Paper advertisements will be published in 2019.
	Security Officer	-	02	Interviews have been arranged.
	Security Executive	-	08	The name list is requested from the Ministry.
	Technical Officer (IT) Technical Officer (Civil) Technical Officer (Electric)	05	19	Written examinations have been arranged.
	Playground Assistant	-	02	Interviews have been arranged.
	Work Supervisor (civil)	01	01	
	Administrator (Civil)	-	03	
	Planning	-	01	

Officer			
Management Assistant (Store Keeper)	01	-	Has been recruited.
Welder	-	01	Paper advertisements has been published.
Mason	-	02	
Polisher	-	01	
Painter	01	-	Has been recruited
Administrator (Electric)	-	01	Paper advertisements has been published.
Technician	-	02	Paper advertisements will be published in 2019.
Driver	08	-	Has been recruited.
Driver Assistant	03	-	
Plant Nursery Assistant	-	01	Paper advertisements will be published in 2019.
Welder	0	01	Paper advertisements has been published.
Technician	-	01	Paper

				advertisements will be published in 2019.
	Utility Receiver	-	01	Though applications were called, it has been unable to select a suitable applicant.
	Library Information Assistant	02	02	Applications have been called internally.
	Laboratory Assistant	12	03	
	Electrical Technician	02	01	
	Book binder	-	01	
	Total	110	94	

Signed illegibly

Prof. D.M. Semasinghe

Vice Chancellor

Copies –

1. Secretary – Ministry of Higher Education and Cultural Affairs
2. Secretary – Ministry of Finance and Mass Media
3. Chairman – University Grants Commission