



# **UNIVERSITY OF KELANIYA, SRI LANKA**

## **ANNUAL REPORT & ACCOUNTS**

### **2018**

## **Vision**

To become a center of excellence in creation and dissemination of knowledge for sustainable development

## **Mission**

To nurture the intellectual citizens through creativity and innovation, who contribute to the National development.

## **Objectives**

- i. To create a high quality and flexible teaching and learning environment.
- ii. To develop the highest quality faculty and staff to attain the strategic goals of the university.
- iii. To create a multi- disciplinary research culture of global standing.
- iv. To improve the image of the University by widening the range of economic and social engagement.
- v. To develop an excellent system of governance through the efficient and effective administration and financial management.



## **VICE CHANCELLOR'S MESSAGE**

It is my pleasure to present to you, on behalf of the University of Kelaniya, our Annual Report 2018. The Annual Report 2018 is a statement of the status of the University during the year, detailing issues of research, publications, staff postings and physical infrastructure.



As a reputed higher education center, we strive to put our best to go forward every day to serve the public in the most efficient and effective ways possible. With the supreme services, guidance and the support extended to the staff and students, eighteen academics of the University have been able to win the Presidential awards for publications in 2018. Also, ensuring the common social responsibility the University has increased its knowledge programmes to the general public. Further, we were able to expand our international relations in 2018 by establishing a large number of MOUs.

With complacency, I invite you all to explore the achievements and performance of the University declared in this report.

Finally, I would like to extend my gratitude to all those who worked enthusiastically and committedly to make 2018 a successful year for the University. I look forward to collaborating with all members of the University as we aspire to higher levels of excellence in the years ahead.

**Professor D M Semasinghe**

Vice- Chancellor

University of Kelaniya

## **ABOUT THE REPORT**

This is the annual information report of the University of Kelaniya for the year 2018. This report seeks to demonstrate the general information, performance and achievements of the University descriptively from January 1, 2018 to December 31, 2018.

### **Reporting Frameworks and Scope**

The report consists information on students, graduate output, human resource, research and innovations, awards and achievements, sports activities and achievements, welfare facilities, infrastructure development projects and financial performances and annual accounts. The data and information exhibited in this report are collected over the administration and academic departments and the units and centers of the University of Kelaniya.

<b>CONTENTS</b>		Page No.
<b>UNIVERSITY OF KELANIYA</b>		<b>i</b>
Vision		ii
Mission		ii
Objectives		ii
<b>VICE-CHANCELLOR'S MESSAGE</b>		<b>iii</b>
About the Report		iv
List of Acronyms		vii
<b>PART ONE - ANNUAL REPORT – 2018</b>		
<b>1</b>	<b>ABOUT THE UNIVERSITY'</b>	<b>02</b>
1.1	The Here and Now	07
1.2	Achievements	08
1.3	Plans on Time Ahead	09
<b>2</b>	<b>FACULTIES OF THE UNIVERSITY</b>	<b>10</b>
2.1	Faculty of Commerce and Management Studies	11
2.2	Faculty of Computing & Technology	14
2.3	Faculty of Graduate Studies	24
2.4	Faculty of Humanities	34
2.5	Faculty of Medicine	37
2.6	Faculty of Science	40
2.7	Faculty of Social Sciences	44
<b>3</b>	<b>STUDENT INFORMATION</b>	<b>46</b>
3.1	New Enrollment 2016/17 – Internal Undergraduate Degree Programmes	47
a.	Local Students – New Entrants to Internal Undergraduate Degree Programmes 2016/ 17	48
b.	Foreign Students – New Entrants to Internal Undergraduate Degree Programmes 2016/17	49
3.2	Total Enrollment 2018 – Internal Undergraduate Degree Programmes	50
a.	Local students –Total Enrollment in Internal Undergraduate Degree Programmes – 2018	51
b.	Foreign Students – Total Enrolment in Internal Undergraduate Degree Programmes – 2018	52
3.3	Students in External Undergraduate Degree Programmes – 2018	53
a.	New Entrants to Undergraduate Degree Programmes	53
b.	Total Enrollment in Undergraduate Degree Programmes	53
3.4	Students in Postgraduate Degree Programmes	54
a.	Local Students in Postgraduate Studies	55
b.	Foreign Students in Postgraduate Studies	59
3.5	Foreign Students in Short Term Training/ Assignments 2018 ( Not less than one- month duration)	60
<b>4.</b>	<b>EXAMINATION DATA</b>	<b>61</b>
4.1	Graduate Output 2018 – Internal Degree Programmes	63
4.2	Graduate Output 2018 – External Degree Programmes	64
4.3	Postgraduate Output 2018	64
<b>5</b>	<b>HUMAN RESOURCES OF THE UNIVERSITY</b>	<b>65</b>
5.1	University Staff – Approved Cadre and Present Staff	67
5.2	Academic Staff – Approved Cadre and Present Staff	68
5.3	Highest Qualifications of the University Staff	69
a.	Academic Staff	69
b.	Administrative and Financial Staff	71

5.4	Non-Academic Staff	72
a.	Existing Members of the Non-Academic Staff	72
b.	Highest Qualification of the Non-Academic Staff	72
5.5	Information of International Staff Visited– 2018	73
<b>6</b>	<b>RESEARCH &amp; DEVELOPMENT ACTIVITIES</b>	<b>76</b>
6.1	Number of Publications done by the Academic Staff 2018	77
6.2	Science & Technology Development Output 2018	79
6.3	Details of Patents Obtained by the University – 2018	79
6.4	Details of Knowledge Dissemination Programmes Held by the University – 2018	80
6.5	Awards Received by the University – 2018	94
<b>7.</b>	<b>STUDENTWELFARE FACILITIES</b>	<b>98</b>
7.1	Hostel Facilities – 2018	99
a.	Permanent Hostels	100
b.	Rented Facilities	101
7.2	Mahapola and Bursary Scholarships – 2018	101
<b>8</b>	<b>SPORTS ACTIVITIES 2018</b>	<b>102</b>
8.1	Sports Facilities	103
8.2	Sports Events of University	104
8.3	Sports Training Programmes and Events	105
8.4	Performances at the Inter University Championships –2018	106
8.5	Other Special Events Conducted by Department of Physical Education – 2018	107
8.6	The International sports competitions participation 2018	108
8.7	Affiliated Sport Controlling Bodies – 2018	109
8.8	Other Positions Held by Staff Members During the Year of 2018	110
<b>9</b>	<b>ONGOING / EXISTING PROJECTS</b>	<b>111</b>
<b>10</b>	<b>ACTIVITIES ON ACADEMIC ENHANCEMENTS</b>	<b>112</b>
10.1	Activities and Provisions of Funds by the Centre for Brand Image Development CBID	113
10.2	Activities and Provisions by the Career Guidance CGU	114
10.3	Activities and Provisions of Funds by Kalana Mithuru Sevena	114
10.4	Special Grants under Research & Publications	115
<b>PART TWO – FINANCIAL STATEMENTS &amp; AUDIT INFORMATION</b>		
<b>11</b>	<b>FINANCIAL STATEMENTS</b>	<b>117</b>
11.1	Financial Statements	118
11.2	Total Income	156
11.3	Capital Expenditure–2018	156
11.4	Recurrent Expenditure	157
<b>12</b>	<b>REPORT OF THE AUDITOR GENERAL</b>	<b>158</b>
<b>13</b>	<b>AUDIT COMMITTEE REPORT</b>	<b>165</b>
<b>14</b>	<b>OBSERVATION OF THE COUNCIL OF THE UNIVERSITY OF KELANIYA ON TH REPORT OF THE AUDITOR GENERAL</b>	<b>167</b>
<b>15</b>	<b>REPORT ON ACTIVITIES CARRIED OUT AND FUTURE PLANS BASED ON SUSTAINABLE DEVELOPMENT GOALS AT UNIVERSITY OF KELANIYA</b>	<b>178</b>

## **LIST OF ACRONYMS**

FCMS	: Faculty of Commerce and Management Studies
FCT	: Faculty of Computing and Technology
FGS	: Faculty of Graduate Studies
FHU	: Faculty of Humanities
FMED	: Faculty of Medicine
FSC	: Faculty of Science
FSOSC	: Faculty of Social Sciences

---

**PART ONE**

**ANNUAL REPORT 2018**

---



## **1. About the University**

The University of Kelaniya, one of the leading national public Universities of Sri Lanka, is located in the historic city of Kelaniya outside the municipal limits of the economic capital of Sri Lanka. Continuing to be the pioneers in higher education, the University has secured the 5<sup>th</sup> place among the Universities of Sri Lanka according to the Webometrix Rankings (2019). The origin of the University of Kelaniya is the VidyalandaraPirivena which was established by Rathmalane Sri Dharmaloka Thero in 1875, and was a center of learning for Buddhist monks.

The University of Kelaniya facilitates research and higher education of the nation through seven different faculties including 56 academic departments and three affiliated institutes, namely, Gampaha Wickremaarachchi Ayurvedic Institute, Postgraduate Institute of Pali and Buddhist Studies and Postgraduate Institute of Archaeology.

Except for the Faculty of Medicine, which is located in Ragama premises and Faculty of Computing & Technology, located in Peliyagoda premises, all the other Faculties are located in Dalugama premises, twelve kilometers away from the capital city in a whole area of 55 acres.

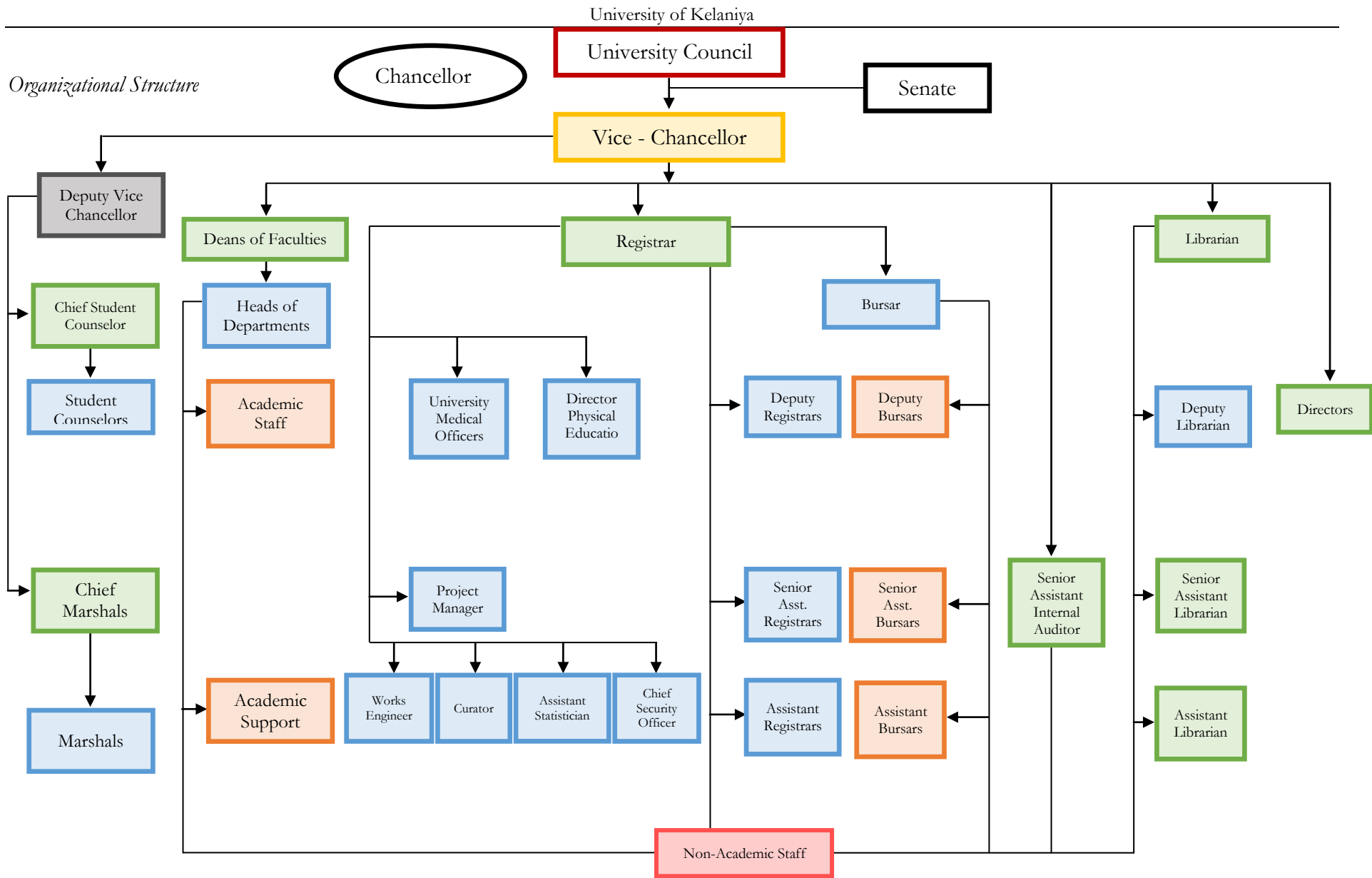
The University has pioneered a number of new developments in Higher Education during the last four decades. She is one of the first Universities to begin teaching Science in Sinhala and inventor of Department of Industrial Management and Department of Microbiology in the Faculty of Science; Department of Linguistics, Department of Fine Arts, Department of Modern Languages and Department of Hindi in the Faculty of Humanities; and the Department of Mass Communication and Department of Library and Information Sciences in the Faculty of Social Sciences in the University system. Some of these innovated academic departments have been adopted subsequently by other Universities.

Students of the University get various services under following categories such as Student Counselling Service, Career Guidance Unit, Personal Counselling Unit (Kalana Mithuru Sevana), Medical Centre, Physical Education, Cultural Centre, Arts Council, Library (including Faculty Libraries), Information and Communication Technology Center and International Student Affairs Unit. Except for these Centers and Units, there are several others for different but specific services. For example, Internal Quality Assurance Centre, University Statistics and Data Monitoring Unit (USD MU), Media Unit, Staff Development Center, Technology and Innovation Support Centre, Sustainable Development Centre, Centre for Distance and Continuing Education (CDCE), Centre of Excellence for Strategic Brand Identity Development (CESBID) and the Inter - Faculty Center for Coordinating the Modular System (ICCMS).

The University of Kelaniya concerns not only on the quality of graduates, but also the well-being of the students and the staff, thus she has offered a free insurance scheme for students and staff. She is the first- ever University in the country who ever offers up to five million rupees for doctoral studies of the staff members. Also, it has allocated a greater amount of money for aesthetic and sports activities of the University.

More than 40% of the student population of the University are supported with the hostel facilities and the Bhikku Hostel and the Women's Hostel Complex are located within the Dalugama campus, while the Men's Hostels and some Women's Hostels are located nearby. Also, each year students with financial difficulties are given Mahapola and Bursary scholarships. Apart from these two main scholarship schemes, the Alumni Association of the University is also supporting the students who are not having Mahapola or Bursary scholarships but with financial difficulties.

The human resource of the University comprises, concisely, academic staff members, administrative staff, academic support staff, executive staff and non- academic staff. The following figure illustrates the organizational structure descriptively.



### ***The Council***

<b>Vice - Chancellor</b>	Prof. D.M. Semasinghe	20.03.2017 to 19.03.2020
<b>Deputy Vice-Chancellor</b>	Prof. Lakshman Seneviratne	19.05.2017 to 18.05.2020

### **Deans of Faculties**

Dr. P.N.D. Fernando	Faculty of Commerce & Management Studies	07.04.2017 to 06.04.2020
Dr. P.G. Wijayarathna	Faculty of Computing & Technology	06.05.2016 to 05.05.2019
Prof. J.M.D. Ariyaratne	Faculty of Graduate Studies	09.03.2016 to 08.03.2019
Prof. R.M.P.F. Rathnayake	Faculty of Humanities	21.04.2017 to 20.04.2020
Prof. P.S. Wijesinghe	Faculty of Medicine	14.08.2018 to 22.09.2020
Prof. B.M. Jayawardena	Faculty of Science	03.01.2017 to 02.01.2020
Prof. A.H.M.H. Abayarathne	Faculty of Social Sciences	15.12.2016 to 14.12.2019

### **Members Elected**

Prof. N.A.K.P.J. Seneviratne	04.02.2017 to 03.02.2020
Prof. P.M.C. Thilakeratne	04.02.2017 to 03.02.2020

### **Members Appointed by the University Grants Commission**

Prof. S.T.B. Amunugama	20.04.2018 to 19.04.2021
Prof. D.M.A. Dissanayake	20.04.2018 to 19.04.2021
Ven. Ambanwala Gnanaloka Thero	20.04.2018 to 19.04.2021
Mr. W.M.A.S. Iddawela	20.04.2018 to 19.04.2021
Mr. Asela Kalugampitiya	20.04.2018 to 19.04.2021
Mr. E.P. Donnet Nandasinghe	20.04.2018 to 19.04.2021
Mr. H.M.N. Warakulle	20.04.2018 to 19.04.2021
Mr. Prithi Perera	20.04.2018 to 19.04.2021
Mr. P.M.P. Perera	20.04.2018 to 19.04.2021
Vidyanidhi Prof. W.M.T.B. Wanninayaka	20.04.2018 to 19.04.2021
Prof. S.P. Lamabadusuriya	20.04.2018 to 19.04.2021
Mr. Nishan Premathiratne	20.04.2018 to 19.04.2021

### **Secretary to the Council**

Mr. W.M. Karunaratne  
(Ex- Officio)

### **1.1. The Here and Now**

As per the academic calendar of the University, the academic year 2015/16 was ended on February 11, 2018, and the academic activities of the year 2016/17 was begun on February 12, 2018, and is scheduled to be completed on February 04, 2019. 3,363 students were enrolled as new under the internal undergraduate degree programs in 2018 and 822 students were enrolled for postgraduate studies during 2018. The international recognition of the university was enhanced by the enrollment of 129 international students for both undergraduate and postgraduate studies to the university in 2018. Today, the University of Kelaniya has eleven thousand one hundred and forty-three (11,143) students following undergraduate degree programs and there are total of two thousand six hundred and sixty (2,667) students for postgraduate studies. The University produced 2,035 internal graduates and 1,306 postgraduates in 2018.

The University has taken several steps to build up the international image of the University and a total of twelve international MoUs have been signed with several universities around the world with the purpose of research activities, staff and student exchange programmes.

Affording the research culture of the University, the University has provided funds for the academic staff for research activities and for research conferences and symposia organized within the university. Also, she is the first ever University who introduced the Senate Awards for staff for publishing in internationally recognized peer-reviewed, indexed and refereed journal articles. Accordingly, to enhance the engagement in research and encourage researchers, 108 Senate Awards have been awarded to the academic staff in 2018.

## 1.2. Achievements

The University of Kelaniya has been ranked 300<sup>th</sup> position in world rankings according to the UI Green Metrics Ranking in 2018. UI Green Metric Ranking is based broadly on the conceptual framework of Environment, Economy, and Equity. This year 719 universities in 81 countries participated, compared to last year's 679 universities in 76 countries. The rankings look at six indicators of each university: setting and infrastructure, energy and climate change, waste, water, transportation and education.

According to the most recent Webometrix Rankings carried out in January 2019, the University of Kelaniya has been ranked at the 2,888<sup>th</sup> position in the world and 997<sup>th</sup> in Asian Continent. Also, it was ranked as the 5<sup>th</sup> best University in Sri Lanka among 58 Universities.

Eighteen Academic staff members of the Faculty of Medicine received President's Awards for scientific publications. Several academic symposia and research conferences were held to enhance the research culture of the University in 2018. The Annual Research Symposium, 19<sup>th</sup> International Postgraduate Research Conference 2018 organized by the Faculty of Graduate Studies was held on December 05, 2018, on the theme of "Multi- Disciplinary Research for Sustainable Development Issues, Challenges and Way Forward".

Sprout (Kalana) 2018, Stylish Marketer Fashion Show, The Inter-University Best Speaker Contest, Art Exhibitions, University Stage Drama Festivals, Photography Exhibitions, Media Festivals, Talent Shows, Colors Awarding Ceremony, Welfare Projects and several workshops were some of the extra-curricular programmes conducted in 2018.

Students from every Faculty participated in national and international games and competitions held during the year 2018 and the University was able to secure the 4<sup>th</sup> place in the Inter University Championship 2018.

### 1.3. Plans on Time Ahead

- Six Storied Building for the Faculty of Science
- Building for the Information Communication Technology Centre (ICT)
- Building Complex for the Department of Industrial Management, Faculty of Science
- Building Complex for the Technology Degree Programme, Faculty of Science
- Multipurpose Building, Faculty of Medicine
- New Lecture Theatre Complex of the Faculty of Science





## 2. Faculties of the University

The University of Kelaniya has seven different faculties and the latest is the Faculty of Computing and Technology was established in 2016.



## **2.1. Faculty of Commerce and Management Studies**

### ***Mission***

The mission of the Faculty of Commerce and Management Studies of the University of Kelaniya is to “produce academically and professionally competent personnel to take up managerial positions in organizations, create an entrepreneurial culture, and broaden the horizon of knowledge pertaining to the discipline of Commerce & Management”.

### ***Introduction of the Faculty***

The Faculty of Commerce and Management Studies is one of the fastest developing faculties of the University of Kelaniya with unique features of becoming one of the finest faculties in the country. The origin of the Faculty could be traced back to the point where the Department of Commerce was established under the Faculty of Social Sciences in 1976. With the commitment and untiring efforts of academic staff, students and other stakeholders, we achieved the Faculty status by converting the Department into a Faculty in 1995.

### ***Current Progress***

#### **Academic Programmes**

Since then, the Faculty has been able to draw attention of the stakeholders and be popular within the University community in a rapid phase in terms of quality more than the quantity. Some of the best examples to prove the improvement of quality are, graduate employability rate of 85.5% of the Faculty which is ranked the highest among the Management Faculties in the country, ISO certification to the Department of Marketing which is the only department to have obtained this recognition among the Management fraternities in the island that currently offering an ISO certified degree programme and the recognition granted by Chartered Financial Analysts (CFA)

Institute-USA in 2014 for the BBMgt. (Finance) Special Degree programme offered by the Department of Finance.

The Faculty currently consists of five (5) departments, with the strength of 130 academic staff members, 30 non-academic staff members and 2400 undergraduate students. The five (5) departments, namely; Commerce & Financial Management, Human Resource Management, Accountancy, Marketing Management and Finance are offering ten (10) undergraduate (special degree) courses, five (05) Master Degree programmes, two (02) Postgraduate Diplomas, four (04) Diplomas and five (05) Higher Diplomas in addition to a Doctor of Business Administration (DBA) programme. In 2019 the Department of Finance will introduce new degree programmes BBMgt. Honours in insurance, B.B. Mgt. Honours in Banking and BBMgt. Honours in Financial Engineering. The Department of Accountancy is going to introduce two new degree programmes BBMgt. Honours in Auditing & Forensic Accounting and BBMgt. Honours in Accounting Information System and the Faculty is going to introduce BBMgt. Honours in Business Information Systems.

The Faculty offers semester based academic programmes and underwent a further revision of curriculum, the implementation of which was introduced from the academic year 2013/14 while catering to the latest trends in the subject field, interests of the academia and current demands of the dynamic job market. The Faculty is continually in the process of introducing new courses to be offered to the general public apart from main academic programme, as an additional service to the community.

### **Academic Staff**

The Faculty's academic staff is genuinely enhancing their research interests and bring out their researches substantially in research publications which in turn contribute to the academic programme. In fact, in 2018 itself the Faculty staff has made approximately 217 publications,

obtained 03 awards consisting of 02 international and 01 national awards. 39 members of the academic staff are having Doctoral Degrees (PhD) while 100 members are having Master Degrees, out of whom, 24 are currently reading for Doctorates.

### ***Extracurricular Activities***

All the departments of the Faculty have unique extracurricular activities conducted by the undergraduates. Some of the significant events so conducted are, Young entrepreneurs' Day organized by the Department of Commerce and Financial Management, Investment week by the Department of Finance, 'Stylish Marketer'- A Fashion show organized by the Department of Marketing Management, '3D's' –Talent show by the Department of HRM, and 'Idea Night'- an internship certificate awarding ceremony and ICARE by Department of Accountancy.

With this capacity and in line with the mission, the Faculty has been rendering its distinctive services to prepare scholars and professionals with capability, skills and attitude, driving the economy, supporting civil society and government and make essential decisions in the interest of whole society. Accordingly, the Faculty of Commerce and Management Studies has so far produced more than 8000 graduates and most of them are in the forefront of the managerial ranks of public and private sector organizations, both locally and internationally with some of our graduates being prominent entrepreneurs in the country.

**Dr. PND Fernando**  
**Dean**  
**Faculty of Commerce & Management Studies**

## **2.2. Faculty of Computing and Technology**

### ***Vision***

To become a center of excellence in the creation and dissemination of knowledge in Computing and Technology for sustainable development.

### ***Mission***

The Faculty of Computing and Technology strives for excellence in computing and technology through innovation and dissemination of knowledge and capacity building for socio-economic development of the nation.

### ***Introduction***

The Faculty of Computing and Technology (FCT) was established on the 30<sup>th</sup> of December 2015 by the Gazette notification 1947/24 of the Government of Sri Lanka with three departments, namely, Department of Applied Computing, Department of Computer Systems Engineering and Department of Software Engineering. The new Faculty commenced its operations on January 18, 2016.

Academic registration of students in the FCT commenced from the academic year 2015/2016. The FCT started to offer degree programmes from the academic year 2015/1016 for the technology stream students, namely, Bachelor of Information and Communication Technology (BICT) Honours and Bachelor of Engineering Technology (BET) Honours. From the academic year 2016/2017 the Faculty started offering the B.Sc. Honours in Computer Science.

In addition, the faculty will cater to unique computing needs of the other faculties too. This will help to improve the computer literacy and the computer usage by undergraduates of other faculties, which is identified as a critical determinant of employability of the graduates.

The Faculty will offer the Postgraduate Programmes in the areas of Computer Science, Software Engineering, Information Technology and Engineering Technology. The Master of Information Technology in Education programme is developed for the Ministry of Education to train ICT teachers. This programme will be commenced in year 2019.

The Faculty will conduct research in diverse fields of significant impact. The research enterprise at FCT will expand from fundamental Computer Science research to the development of new technologies with applications to the industry and society as a whole. The discovery and creation of new technology is the essence of the doctoral programs in Computing and Technology. The Faculty is in the process of establishing several Research and Development Centers. The following two research centers are already established:

- National e-Learning Resource Centre (NELRC)
- Center for Nanotechnology

The FCT is planning to establish the following Research and Development Centers in the near future:

- Language Engineering Research Centre
- Centre for Geoinformatics
- Centre for Computational Mathematics
- Centre for Data Science
- Centre for Cyber Security

Faculty of Computing and Technology established the Industry Cell for Computing and Technology (IIC/CT) with the following objectives:

- To encourage computing and technology experts in the university to contribute their knowledge/ experience for the development of national economy.
- To develop computer based systems necessary for the government sector and SMEs at an affordable cost.
- To provide training opportunities for the students with real world jobs.

- Encourage external experts to collaborate with FCT for R & D activities.
- The Faculty of Computing and Technology is currently located at No.407, Kandy Road, Kelaniya. The proposed building complex for the Faculty will be constructed at Mudunela, Kelaniya by the financial support of the Asian Development Bank.

### ***Bachelor of Information and Communication Technology Honours Degree***

The Bachelor of Information and Communication Technology is a four-year degree programme. The regular intake is 75. Students who followed the Technology Stream for A/L are eligible to get registered for this programme. This degree programme will help students to build necessary skills, knowledge and attitudes required to function as software developers, network administrators and ICT professionals in the industry. Strong fundamental knowledge in electronics and data communication with supporting hands-on laboratory sessions will provide the necessary skills and knowledge required to design, build and maintain industry standard software and computer networks. Incorporation of highly demanded application areas such as Virtualization and Cloud Computing, Network Management, Wireless and Mobile Communications, Computer Security, Web Programming, Mobile Application Development, Computer Games and Animation, Virtual Reality into the curriculum provides ample flexibility for students to specialize in their own areas of interest. The first two years of the curriculum aim at developing the common competencies expected of an ICT professional while the final two years are devoted to developing specific competencies in chosen areas of specialization. The areas of specialization currently on offer are:

- Computer Networking
- Software Systems
- Games and Animation

Students will get an opportunity to work in the industry for six months through the internship module in the 4<sup>th</sup> year. The medium of instructions and examinations is English.

### ***Bachelor of Engineering Technology Honours Degree***

The Bachelor of Engineering Technology is a four-year degree programme. The regular intake for this degree is 75. Students who have followed the Technology Stream for A/L are eligible to register for this programme. This Engineering Technology Honours degree programme will have a strong focus on practical applications of science and technology with the view of preparing the graduates for a wide variety of industry applications. The first two years of the curriculum aims at developing the common competencies expected from an engineering technologist while the final two years are devoted to developing specific competencies in chosen areas of specialization.

The areas of specialization currently on offer are:

- Material and Process Technology
- Industrial Automation and Robotics
- Sustainable Technologies

Students who follow Industrial Automation will be able to develop skills required to use control systems such as computer or robots and ICT for handling different process and machineries in an industry. The Material and Process teaching specialization focuses on design operation and control of all the activities required to convert raw materials and commodity materials into valuable products, whereas sustainable technology focuses on developing sustainable solutions for the current global and local socio-economic issues. Students will get an opportunity to work in the industry for six months through the internship module in the 4<sup>th</sup> year. The medium of instructions and examinations is strictly in English only.



### ***Bachelor of Science Honours in Computer Science Degree***

This is a four-year degree programme leading to the Bachelor of Science Honours in Computer Science Degree offered by the University of Kelaniya. The regular intake for this degree programme is 50. Students who have followed the Physical Science Stream for A/L are eligible to get registered for this programme. The course structure of the BSc Honours in Computer Science Degree is designed to align with the recommendations of the Standing Committee on Computing of the UGC, and the computing guidelines of the Association for Computing Machinery (ACM) and the Institute of Electrical and Electronics Engineers (IEEE).

This degree programme will help students to build necessary skills, knowledge and attitudes required to function in the software industry, conduct research and disseminate knowledge in Computer Science. Deep fundamental knowledge in theoretical Computer Science with supporting hands-on laboratory sessions will provide the necessary skills and tacit knowledge required to analyze, design, implement and maintain industry standard software. Knowledge of Database Systems, Machine Learning, Data Security, Theory of Compilers, Parallel Computing, High Performance Computing, Digital Forensics, Semantic Web and e-business technologies, Computer Games and Animation, Virtual Reality to the curriculum provides ample flexibility for students to specialize in their own areas of interest. Students can choose one of the following subject disciplines to specialize in the said degree programme:

- Data Science
- Artificial Intelligence
- Cyber Security
- Scientific Computing

Students will get an opportunity to work in the industry for six months through the internship module in the 4<sup>th</sup> year. The medium of instructions and examinations is strictly in English. In the final year all students should carry out a research project relevant to their area of interest.

### ***Industry Cell for Computing and Technology (IICfCT)***

The Faculty of Computing and Technology (FCT) at the University of Kelaniya has established the Industry Interaction Cell for Computing and Technology (IICfCT) to provide consultancy services for both engineering and computing industries, product development and acceleration to the market, and to establish the industry-faculty business linkage. Through the partnerships with the private and public partner industries, the IICfCT intends to provide reliable and cost-effective solutions to the industries while providing a learning experience to the university students, and collaborative research opportunities to the faculty members. IICfCT obtains human resources from FCT for most of its projects. As of today, the staff members attached to FCT have provided numerous computing and software solutions to private and public entities. The IICfCT also coordinates the professional activities and employability enhancement programs for the students to enhance their soft skills, knowledge, and understanding of the corporate sector. Dr PW Samarasekera is currently serving as the Director of this cell.

### ***Learning Centered Education***

The Faculty has adopted the learning centered education pedagogy for its programme design and delivery for the first time in Sri Lanka. A series of workshops were conducted both in Sri Lanka and at the University of Oxford, UK under the guidance of Prof. Lynn McAlpine, Professor Emerita of University Education Development, Oxford Learning Institute, University of Oxford to train the staff and adopt the curriculum to reflect learning-centeredness.

The learning centered education approach promotes active learning where the emphasis is placed on creating and managing tasks and activities which will empower student learning, both inside and outside the class. The pedagogical style required to enable active learning is different to traditional lecturing. A different set of instructional and assessment strategies are adopted in the learning centered approach to facilitate independent learning by the students. The lecturer will select appropriate interactive techniques from a host of such techniques available, in addition to mini-lectures, to achieve the intended learning outcomes. The lecturer will also use a set of different assessment strategies, both formative and summative, to assess the level of achievement of the intended learning outcomes by each student, based on pre-defined rubrics, during the entire course module. This places less importance on the traditional end of the semester exams, and a considerable percentage of marks will be earned by the students through continuous assessment throughout the module.

### ***Industry Advisory Board***

The Faculty of Computing and Technology has established an Industry Advisory Board composed of eminent professionals from the industry, representatives from industry associations as well as representatives from professional associations.

The role of the Industry Advisory Board (IAB) of the Faculty of Computing and Technology (FCT) is to serve as a liaison between the FCT and the industry as well as other institutional stakeholders in order to support the FCT in the formulation and attainment of its Mission and Strategic Objectives. It plays a key role in providing input and recommendations to the FCT from an industry perspective and guiding the strategic directions of the FCT in terms of academic programs, research and partnerships.

Mr. Anuradha Tennakoon, Former Country Head/ Engineering Director, Zebra Technologies Lanka (Pvt) Ltd serves as the current chairman of the IAB.

### ***Outbound Training (OBT)***

The FCT has introduced an outbound training program as an annual event for all its undergraduate students. Through the OBT programme, the Faculty has taken another step towards changing the attitudes and mindset of students from the traditional classroom environment, and providing a valuable learning experience for accomplishing the life challenges and making a positive impact on their work performance.

The program was successfully held in 2017 & 2018 for the young leaders of the University of Kelaniya, Faculty of Computing and Technology, at the Police Training College Kalutara. The two-day interactive program was organized by the Faculty to improve the group dynamics and personality development of the undergraduates of the first-year students of the Faculty. The event was geared towards enhancing the skills in competent leadership, building energetic and high-performing teams, trust-building, personality and self-confidence building, effectively working in diverse environments, facing and succeeding the challenges, creating an open-mind, effective and efficient decision making, and various other important skills that are necessary in improving the quality of students' academic and personal lives.

### ***Annual Conference***

The **International Conference on Advances in Computing and Technology** organized by the Faculty of Computing and Technology, University of Kelaniya was inaugurated in 2016 on November 25, 2016 at JAIC Hilton, Colombo. The second conference was held on July 25, 2017, at the University of Kelaniya. The third **International conference on Advances in Computing and Technology (ICACT)** was held on July 26, 2018, at Pegasus Reef Hotel **Wattala**.

This conference is expected to bring together researchers, educators, students, practitioners, technocrats and policymakers from across academia, government, industry and non-

governmental organizations to discuss, share and promote current works and recent accomplishments across all aspects of Computing, Nano Technology, Materials and Process Engineering, Robotics and Automation.

### ***Departments***

#### **Department of Applied Computing**

The Department of Applied Computing will be one of the main contributors to the undergraduate degree programmes in Bachelor of Information and Communication Technology and Bachelor of Engineering Technology. This department will be the collaboration hub for the other Faculties to offer proposed joint-major computing degrees and to offer necessary course modules for existing degree programmes offered by other faculties. Applying computer technology in other specialized areas such as agriculture, education, healthcare, transportation, etc., is the main focus of the department. In addition to undergraduate degree programmes, the department contributes to the proposed postgraduate degree programmes of the Faculty of Computing and Technology. The department will highly contribute towards the Industry Interaction Cell for Computing and Technology (IICfCT) and support research centers proposed by the Faculty of Computing and Technology

#### **Department of Computer Systems Engineering**

Department of Computer Systems Engineering offers all the core course modules in Computing for Computing and Technology degree programmes conducted by the Faculty. Computational Mathematics, Artificial Intelligence, Computer Systems, Computer Networks and Data Security are some of the core areas specialized by the Department. In addition to undergraduate degree programmes, the Department contributes to the proposed postgraduate degree programmes of the Faculty of Computing and Technology. Graduates with relevant qualifications can pursue higher studies leading to MPhil and PhD degrees at the Department. Also, the Department

intends to contribute towards the Industry Interaction Cell for Computing and Technology (IIC/CT) and support research centers proposed by the Faculty of Computing and Technology.

### **Department of Software Engineering**

The department of Software Engineering came into existence with the establishment of the Faculty of Computing and Technology on the 30<sup>th</sup> of December 2015. The Department jointly with the other two departments will offer all core and optional course modules for the degree programmes offered by the Faculty. Software Engineering, Data Science and Human Computer Interaction are some of the core areas specialized by the Department. In addition, the Department will extend its services to the other faculties by teaching and support services in computing. The Department will also contribute to the proposed postgraduate programmes actively. Prospective graduates will be able to pursue higher studies leading to MPhil and PhD degrees. The Department will highly contribute towards the Industry Interaction Cell for Computing and Technology (IIC/CT) and support research centers proposed by the Faculty of Computing and Technology.

**Dr PG Wijayarathna**  
**Dean**  
**Faculty of Computing and Technology**

### **2.3. Faculty of Graduate Studies**

#### ***Vision***

The vision of the Faculty of Graduate Studies (FGS) is based on the purpose of education from ancient times: Natthivijjaa Sama.mpa~n~naa (Pali), ‘there is no power comparable to knowledge’ or ipsascientiapotestasest [Latin] ‘knowledge is power.’ Therefore, FGS envisages that its graduates will have the knowledge to wield power in different spheres and make the world a better place, through their dedication to research, openness to new ideas, and mastery of analytical skills.

#### ***Mission***

The mission of the Faculty of Graduate Studies is to encourage research and dissemination of knowledge at postgraduate level. FGS works with academic staff, students and administrative staff in all the Faculties of the University of Kelaniya to promote excellence in postgraduate education. Postgraduate education at the University of Kelaniya is a shared experience. FGS works together with academic departments across the university to provide graduate programs at Master’s, MPhil, and PhD levels to create a dynamic intellectual climate for its students.

#### ***Objectives of the Faculty***

FGS offers a variety of programs, ranging from postgraduate diploma level to doctoral level. Currently, there are over fifty-two programs offered by the various Faculties and institutions, leading to a Master’s degree. Some of the courses are based only on course work, while others are based on research, and some others are a mix of course work and research. Course work at FGS means face-to-face teaching as in a traditional university. These courses are usually conducted during weekends or evenings, to enable people who are already employed to enhance

their knowledge and skills. In order to be more accessible, FGS hopes to be in a position to launch distance learning modules in the near future.

Postgraduate study at MPhil (Master of Philosophy) and PhD (Doctor of Philosophy) levels are possible in each Faculty of the University of Kelaniya. These programs tend to build on the skills acquired at undergraduate and Master's levels. They involve an applicant being assigned to a supervisor for guidance in conducting research. The applicant and supervisor/s work together to achieve the objectives of the research program. If you have no previous experience in conducting research, it would be best to register for a Master's level program before attempting an MPhil or PhD. This is because most Master's level programs include modules on research methodology.

#### ***International Education Centers***

- Benhuan University, China – Master of Arts in Buddhist Studies.
- Malaysian Buddhist Academy, Malaysia – Master of Arts in Buddhist Studies.
- Cambrian International Study Centre (CISC), Bangladesh and University of Kelaniya- MBA Programme.
- CQ University, Australia and University of Kelaniya - MPA Programme. (In Progress)

#### ***Foreign Collaboration***

- MoU between Deakin University, Australia and University of Kelaniya
- International University of Japan (IUJ) (In Progress)
- Shinshu University, Japan
- Kyoto College of Graduate Studies for Informatics, Japan (In Progress)

**MBA- Programme- Provider Cambrian International Study Centre (CISC), in Bangladesh, University of Kelaniya.**

The Faculty of Graduate Studies (FGS) signed an agreement to provide postgraduate degree programmes of the University of Kelaniya (UOK) in Bangladesh through an exclusive corporate



partner namely Cambrian International Study Centre (CISC). The CISC is a part of the BSB-Cambrian Education Group, one of the leading private education providers in Bangladesh. CISC and UoK agreed to conduct three postgraduate programmes, namely, Master of Business Administration (MBA), Master of Business in Accounting and Finance (MBus) and Master of Business Management in Marketing (MBM) in CISC in Bangladeshi students. Initially, they have started Master of Business Administration (MBA) Degree Programme. First intake started in the academic year 2018. First batch contains 14 students and they have completed their first semester & exam.

#### **MoU between Deakin University, Australia and University of Kelaniya.**

Memorandum of Understanding (MOU), between Deakin University, Australia and University of Kelaniya. A signing ceremony was held on April 26, 2018 at the Vice-Chancellor's Office, University of Kelaniya. Prof Gary Smith, Deputy Vice-Chancellor, Global Engagement and Prof D.M.Semasinghe, Vice-Chancellor, University of Kelaniya signed the MoU. The MoU signifies the joint aspirations of Deakin University and University of Kelaniya to develop a strategic alliance in international education between Australia, and Sri Lanka. Deakin University hopes to deliver offshore PhDs in collaboration with Kelaniya University in Sri Lanka and exchange of staff, students, educational resources and publications, joint research, teaching and learning, and collaborative projects are envisaged through the new partnership.

#### **MoU between CQ University, Australia and University of Kelaniya.**

Memorandum of Understanding (MOU), between Central Queensland University (CQ University), Australia and University of Kelaniya. A signing ceremony was held on June 4, 2018 at the Vice-Chancellor's Office, University of Kelaniya. Prof Scott Bowman, Vice-Chancellor and President (CQ University), and Prof D.M. Semasinghe, Vice-Chancellor, University of Kelaniya signed the MoU. The MoU signifies the joint aspirations of CQ University and

University of Kelaniya to develop a strategic alliance in international education between Australia, and Sri Lanka.

The objectives of the collaboration between two universities are to co-operate in a spirit of mutual understanding and to develop a closer relationship of goodwill and friendship. On the basis of close co-operation, each institution will undertake work towards the facilitation of joint education projects and other agreed upon scholarly activities which include,

- Collaborative research and supervision of higher degree candidates
- Collaborative applications for grants and funding
- Collaborative and joint delivery of award programs
- Collaborative and joint delivery of Continuing Professional Development (CPD)
- Qualification recognition and articulation arrangements

### ***Improvement of Skills of Postgraduate Students***

- Started in 2017 for MPhil and PhD students
- The researchers or research students who are interested in their knowledge and skills in research methodology and scientific writing are the targeted audience.

### ***Discussion Forum for All Postgraduate Course Coordinators***

Faculty of Graduate Studies organized a workshop on February 22, 2018 at Hotel Goldi Sands in Negombo, to improve;

- the awareness of the FGS internal Process.
- to discuss on appropriate marketing approach towards the postgraduate programmes in order to improve sustainability and to improve the awareness of the budgeting process and the internal requirement on budgeting.

### ***Computer System***

Efficient Faculty Administration – Fully Digitalized Management Information System.

- Online Application
- Student Registration
- Student Profile
- Student Payment
- Examination Process

### ***Proposed Kiosk***

#### **Objectives:**

- Improve student satisfaction on services offered by FGS.
- Online application process, exam process, viva, presentations and etc.

### ***Doctoral Programmes (PhD/DBA/DM)***

The doctoral degree is the highest level of degree a student can obtain .The duration of study for a PhD/DBA/MD is three years, with extensions possible, on recommendations by the supervisor/s. PhD applicants should submit a research proposal to FGS.The purpose of this qualification is to develop a person with a capacity to generate substantive insights in a particular area of study through high quality original research .The qualification holder should be able to provide evidence for generating new knowledge by publications in peer reviewed indexed journals .For a doctoral degree, a candidate is required to carry out high level research under the guidance of a supervisor holding a qualification of this SLQF level or equivalent and make a significant and original academic contribution creating new knowledge .The candidate should submit a thesis incorporating research findings, which are assessed and accepted.

The candidate may also be required to follow some course work as preparatory work or for value addition to research .However, this course work shall not contribute to the credits accumulated towards the qualification .The research may be purely discipline-based or multidisciplinary .The qualification holder should be able to design and carry out independent pure and/or applied research contributing significantly towards the development of new knowledge, supervise and evaluate original research carried out by others in the field of specialization. She/he should be able to demonstrate critical awareness of current issues in the subject area and apply techniques relevant to professional practice.

### ***Masters of Philosophy Degree (MPhil)***

The duration of the study for the MPhil is two years, and the program consists mainly of research.The purpose of this qualification is to develop a person with a capacity of conducting high quality original research without supervision .For an MPhil degree, a candidate is required to carry out high level research under the guidance of a person holding equal or above qualification and make a significant contribution to a particular discipline or field .The research may be pure discipline-based or multidisciplinary .The candidate should submit a thesis incorporating research findings, which is assessed and accepted .The candidate may also be required to follow some course work as preparatory work or for value addition to research . However, this course work shall not contribute to the credit accumulated towards the qualification.

The qualification holder should be able to carry out independent pure and/or applied research contributing significantly towards the development of new knowledge, supervise and evaluate original research carried out by others in the field of specialization leading to qualifications of

SLQF levels up to 10. She/he should also be able to make judgments on complex issues in the area of expertise and communicate her/his ideas and conclusions clearly to specialist and non-specialist audiences. She/he should demonstrate self-direction and originality in tackling and solving problems and be able to plan and implement tasks at a professional level .The qualification holder should also be able to demonstrate critical awareness of current issues in the subject area and be able to apply techniques relevant to professional practice.

***Coursework and Coursework plus research programs.***

Boards of Study	No of Programmes
BOS in Commerce & Business Management	07
BOS in Humanities	09
BOS in Social Sciences	18
BOS in Science	04
BOS in Medical Sciences	01
BOS in Multidisciplinary	03 (Proposed)
Total	42

**Board of Study in Commerce and Management Studies**

- Master of Business (MBus) - 2 years (Course & Research Work)
- Master of Business Administration (MBA) - 2 years (Course & Research Work)
- Master of Commerce (MCom) - 2 years (Course & Research Work)
- Master of Human Resource Management (MHRM)–2 years (Course & Research Work)
- Master of Business Management in Marketing Programme
- Postgraduate Diploma in Human Resource Management (PGDHRM)
- Postgraduate Diploma in Marketing (PGDMKT)

**Board of Study in Humanities**

- MA in Buddhist Studies - 2 years (Course & Research Work)
- MA in Buddhist Studies - 1 year (Coursework)
- MA in Christian Studies - 1 year (Coursework)

- MA in Dancing - 2 years (Coursework)
- MA in Drama and Theatre - 1 year (Coursework)
- MA in Fine Arts - 2 years (Coursework)
- MA in Linguistics - 2 years (Course & Research Work)
- MA in Music - 2 years (Coursework)
- MA in Sinhala - 2 years (Course & Research Work)

#### **Board of Study in Science**

- MSc in Applied Microbiology - 2 years (Course & Research Work)
- MSc in Food & Nutrition - 2 years (Course & Research Work)
- MSc in Industrial and Environment Chemistry - 2 years (Course & Research Work)
- MSc in Management and Information Technology - 2 years (Course & Research Work)
- Master of Science in Crop Protection and Plant Biotechnology (2 year)
- Master's degree in Crop Protection and Plant Biotechnology (01 year)
- Postgraduate Diploma in Information Technology (PGDIT)

#### **Board of Study in Medical Sciences**

- Master of Public Health - 2 years (Course & Research Work)

#### **Board of Study in Multi-Disciplinary Studies**

- Master of Health Service Management - (will be available soon)
- Master of Health Economics - (will be available soon)
- Master of Health Statistics - (will be available soon)

#### **Board of Study in Social Sciences**

- MA in Archaeology – 1 year (Coursework)
- MA in Economics – 1 year (Coursework)
- MA in History – 1 year (Coursework)
- MA in Library and Information Science – 1 year (Coursework)
- MA in Mass Communication – 1 year (Coursework)
- MA in Philosophy – 1 year (Coursework)
- MA in Political Science – 1 year (Coursework)
- MA in Sociology – 1 year (Coursework)
- MA in Geography – 1 year (Coursework)
- MSSc in Archaeology – 2 years (Coursework & Research)

- MSc in Economics – 2 years (Coursework & Research)
- MSc in Geography – 2 years (Coursework & Research)
- MSc in History – 2 years (Coursework & Research)
- MSc in Library and Information Science – 2 years (Coursework & Research)
- MSc in Mass Communication – 2 years (Coursework & Research)
- MSc in Philosophy - 2 years (Coursework & Research)
- MSc in Political Science – 2 years (Coursework & Research)
- MSc in Sociology – 2 years (Coursework & Research)

### ***International Postgraduate Research Conference (IPRC) 2018***

International Postgraduate Research Conference organized by the Faculty of Graduate Studies, University of Kelaniya was held on the 05th of December 2018 at the Auditorium of the Faculty of Social Sciences. “Multidisciplinary Research for Sustainable Development: Issues, Challenges and Way Forward” were the theme of the conference, which was held with the objective of reducing the gap between outcomes of research and their usage in sustainable development of the country.

Around 205 research papers from multidisciplinary fields that addressed issues and emerging concepts relevant to Science, Social Sciences, Humanities, Medical Science, Commerce & Management Studies and Computing & Technology were presented at the conference.

The event which was being organized for the 19<sup>th</sup> consecutive time, provided a platform for practitioners, academics, policy makers, researchers and postgraduate students to share their experience and expertise by presenting high- quality research.

### ***FGS Journal – 2018***

Journal of the Faculty of Graduate Studies Volume 06 published in the year 2018 with 25 full paper articles.

#### *Special Achievement of the Year*

- MoU between Cambrian International Study Centre (CISC), Bangladesh and University of Kelaniya
- An extension to the MoU - Visit of the Delegation from the Deakin University Australia
- MoU between Central Queensland University, Australia and University of Kelaniya
- MoU between Deakin University, Australia and University of Kelaniya
- Discussion with Professor. N.S Cooray Associate Dean – Graduate School of International Relations, International University of Japan
- A Discussion with the Delegates of the Shinshu University of Japan

#### *Future Prospects*

Proposed Technology Developments - Zoom Video Conferencing.

Proposed Kiosk

- Improve Student Satisfaction
- Facilitation of Online

Proposed Virtual Board Room.

To maintain the quality of the degree programmes.

- Coordinators /Supervisors and Examiners Training programme

Launching of new website.

**Prof JMD Ariyaratna**  
**Dean**  
**Faculty of Graduate Studies**



## 2.4. Faculty of Humanities

### *Vision*

To become a center of excellence in the field of Humanities.

### *Mission*

To strengthen human resources through education and research in the fields of language, arts and religion.

### *Objectives of the Faculty*

- To maintain the highest standards of the disciplines of Languages, Arts and Religion studies.
- To provide quality education for the students by making developments in the academic curriculum, considering the current needs of the job market.
- To provide students the opportunity to study in foreign universities under student exchange programs.
- To give the students practical experience through internship programs in order to make them eligible to work as professionals in their relevant field of work.
- To develop research activities in the faculty and explore and solve academic issues related to the disciplines in the field of humanities through researches.
- To use attractive modern teaching methodologies, including computer based teaching methods.
- To improve the infrastructure facilities of the faculty and to create a learner friendly environment.
- To establish smart classrooms to make teaching more effective and standard.

### ***Introduction on Degree Programs of the Faculty***

The Faculty of Humanities consists of nine departments which offer Bachelor of Arts (General) Degree courses and Bachelor of Arts (Special) degree courses. The names of the departments and the subjects offered for the Bachelor of Arts Degree by those departments are listed below.

Department of Sinhala	Sinhala, Literary Criticism	
Department of English	English Language and Literature	
Department of Pali and Buddhist Studies	Pali, Buddhist Culture, Buddhist Philosophy	
Department of Sanskrit and Eastern Studies	Sanskrit, VastuVidya	
Department of Hindi	Hindi	
Department of Modern Languages	French, German, Russian, Japanese, Chinese, Korean	
Department of Linguistics	Linguistics, Translation Methods, Tamil, Tamil as a Second language	
Department of Western Classical Culture and Christian Culture	Western Classical Culture, Christian Culture	
DELT (Department of English Language Teaching)	Teaching English as a Second language	
Department of Fine Arts	Drama & Theatre and Image Arts Unit	Drama and Theatre, Image Arts(Photography, Television and Cinema)
	Visual Arts & Design and Performing Arts Unit	Visual Arts(Arts, Computer Design), Performing Arts (Music, Dancing)

### ***Research Highlights and Research Conferences***

- The highlight of research activity in 2018 is the organizing of the International Conference on the Humanities themed “(Re)valuing the Humanities: Humanities Values and the Value of Humanities” which will be held on the 14<sup>th</sup> and 15<sup>th</sup> of March, 2019.
- The Faculty also held an undergraduate research symposium on the 31<sup>st</sup> of October, 2018. This was an opportunity to present the original research projects of undergraduates of the Faculty of Humanities.

- Additionally, the Faculty held a series of workshops to improve the research skills and promote research from 3<sup>rd</sup> to 7<sup>th</sup> September, 2018.
- As for research publications, the Faculty published its annual research journal ‘Dhi’, featuring articles from diverse subjects in the field of Humanities.

### ***Special Achievements of the Year***

- Won the ELTA-ELSE Faculty grant under AHEAD project.
- Was awarded “**Vice Chancellor’s Award**” for *writing the AHEAD’s project proposal of the Faculty of Humanities*.
- Successfully signed the **Memorandum of Understanding** with Shinshu University, Japan for Academic Cooperation and Student Exchange between the two universities.

### ***Future Prospects***

Building a 12 story building in the Faculty with smart classrooms with the aim of increasing the number of intake of foreign students to the Faculty and to develop infrastructure facilities for the students.

### ***Evolution and Milestones***

- To strengthen collaborations with foreign universities in order to enable students to study in those universities under student exchange programs.
- To upgrade the Faculty to an International level.

**Prof Patrick Ratnayake**  
**Dean**  
**Faculty of Humanities**

## 2.5. Faculty of Medicine

### *Vision*

The Faculty aspires to be an internationally recognized institution of higher education in a culture of excellence and integrity that helps to generate and impart knowledge in the medical sciences

### *Mission*

The Faculty of Medicine

- Educates medical students, postgraduate doctors, allied health care professionals and the public,
- Provides patient oriented medical care to prevent, diagnose and treat human illness, and
- Conducts basic, applied and clinical research

in an environment of high quality education that nurtures a spirit of inquiry, initiative, equality and social responsibility.

Graduates of the Faculty will have the knowledge, the skills and attitudes to be successful in providing services to the community, country and beyond as individuals and opinion leaders in a globalized health care environment.

At the Faculty of Medicine, knowledge is advanced by an academic community with a passion for teaching, student training and scientific enquiry. By providing an excellent environment for learning and research, we will encourage scholarship at the highest level.

### ***Qualifications Offered by the Faculty***

The qualifications offered by the Faculty at present are as follows:

#### ***Undergraduate degrees:***

- Bachelor of Medicine & Bachelor of Surgery
- Bachelor of Science (Speech & Hearing Sciences)

#### ***Postgraduate research degrees***

- Master of Philosophy (MPhil)
- Master of Public Health (MPH)
- Doctor of Philosophy (PhD)
- Doctor of Medicine (DM)

Faculty of Medicine aims to produce a Medical graduate who is a:

#### **Practitioner** with competence in

- Clinical Assessment and management of patients
- Communication
- Populations health and health systems and
- Information management

#### **Scientist** with competence in

- Scientific basis of medicine,
- Critical thinking and research.

#### **Professional** with competence in

- professional values, attitudes and ethics

The BSc Speech and Hearing Sciences degree programme offered by the Faculty of Medicine is the first University approved professional training programme leading to a BSc Degree in Speech and Hearing Sciences (specializing in speech & Language Therapy or in Audiology) in Sri Lanka.

Successful completion of the programme indicates professional competence to practice as a Speech and Language Therapists or an Audiologist in Sri Lanka.

### ***Overview***

The Faculty of Medicine is situated in a spacious, 35-acre campus at Ragama. It commenced activities in September 1991. In 2017, the 23<sup>rd</sup> batch of medical students (a total of 168) and the 5<sup>th</sup> batch of BSc (Speech & Hearing Sciences) students (51 Speech & Language Therapists and 13 Audiologists) graduated from the Faculty. The 29<sup>th</sup> batch of students for the MBBS degree programme, and the 9<sup>th</sup> batch of students for the BSc (SHS) degree programme were enrolled at the University in November 2017. The Faculty also offers two external degree programmes in conjunction with the Centre for Distance & Continuing Education: a BSc in Occupational Therapy, and a BSc in Physiotherapy. Postgraduate programmes include the Master of Public Health (Epidemiology) programme, and research degrees leading to the award of MPhil and PhD in the medical sciences.

As of December 2018, the Faculty had 1252 undergraduate students: 820 female students and 432 male students. They include 50 students from overseas, mainly from other South Asian countries, who have been admitted for a fee-levying basis. The Faculty has 125 academic staff on the permanent cadre, as well as about 30 on the temporary cadre, and over 60 visiting staff that include consultants who are attached to the affiliated teaching hospitals. The Faculty prides itself on its research activities, and its output is amongst the highest in medical faculties in Sri Lanka. Twenty-three academic staff members received President's Awards for Scientific Publication in 2016, at the ceremony conducted in November 2017.

**Prof PS Wijesinghe**  
**Dean**  
**Faculty of Medicine**

## **2.6. Faculty of Science**

### ***Mission***

The mission of the Faculty of Science of the University of Kelaniya is to produce highly motivated graduates and postgraduates capable of making a significant contribution towards national development and the wellbeing of mankind, to conduct research and provide advice and consultancy services in various scientific disciplines to foster a better understanding of the environment for sustainable use and conservation of natural resources.

### ***Introduction of the Faculty***

The Faculty of Science, University of Kelaniya is one of the five Faculties of Vidyalankara University established at its inception in 1959. Now the Faculty of Science of the University of Kelaniya consists of eight academic departments, namely the Departments of Botany, Chemistry, Industrial Management, Mathematics, Microbiology, Physics, Statistics & Computer Science and Zoology & Environmental Management.

### ***Brief Introduction on Degree Programmes of the Faculty***

The Faculty of Science now offers 07 Bachelor of Science Degree Programmes via, 03 Bachelor of Science Degree Programmes of 03- year duration and 04 Honours Degree Programmes of 04- year duration. The Bachelor of Science Degree Programmes are Bachelor of Science, Bachelor of Science Environmental Conservation and Management (ENCM) and Bachelor of Science Physics and Electronics (PHEL). The Honours Degree Programmes are Bachelor of Science Honours, Bachelor of Science Honours in Environmental Conservation and Management (ENCM), Bachelor of Science Honours in Management and Information Technology (MIT) and Bachelor of Science Honours in Software Engineering (SENG). The present annual intake of students for 2016/2017 Academic year of the Faculty is 785 and 1962 number of all

undergraduate students, the present academic cadre attached to the Faculty is 120 and non-academic staff is 101. The Biological Science and the Physical Science streams are admitting 185 and 300 respectively, 100 students are admitted for BSc Hons in MIT, 60 students for BSc in ENCM and 50 students are admitted for each of the BSc Hons in SENG, and BSc in PHEL Degree Programmes totally the additional intake of the Faculty of Science is 60 students. Students from Physical Science and Bio Science can also offer a range of Auxiliary from the Faculties of Humanities, Social Sciences and Commerce & Management Studies. At present, the Faculty of Science conducts 4 M.Sc. Degree programmes and 3 Postgraduate Diploma Programmes.

### ***Current Progress***

Under the World Bank funded Higher Education for Twenty First Century (HETC) project the Faculty was awarded 3 competitive Quality and Innovation Grants (QIG) for Windows 1 & 2 for BSc in Environmental conservation and Management, BSc in Management and Technology and BSc in Physical Science study programmes. Each study programme was awarded LKR 25,000,000 for quality enhancement. Further, under HETC-QIG for Window 3, Faculty of Science has received a competitive grant of LKR 30, 000,000 to promote postgraduate research programmes in various disciplines in the Faculty. With the support of this grant, a Central Research Laboratory with modern research facilities has been established in order to enhance the quality and effectiveness of the research activities in the University. In addition, the Faculty received a competitive grant under QIG for Window 4 (LKR 10,000,000) for research dissemination and commercialization projects. The Research Service Centre established under this project liaise with industry stakeholders to provide services and serves as venture to strengthen the research at the Faculty. Faculty of Science received an award in 2013 for being the recipient of highest number of competitive grants under QIG schemes of the HETC project among all the faculties of national Universities in Sri Lanka.

The Faculty of Science celebrated the 50<sup>th</sup> anniversary and have organized several activities mainly an exhibition, commemorative publication and research symposium to mark the anniversary. A new six-storied building is nearing completion, which will be used by the



Departments of Physics, Statistics & Computer Science, Mathematics to conduct a Degree Programmes in Electronics and Computer Science. An eight-storied building is under construction to conduct the BSc Hons Degree in Software Engineering. The foundation was laid and the construction is ongoing for the Lecture Theatre Complex of the Faculty of Science; which will facilitate student central lecturing.

In addition, the following centers and units were established under the Faculty of Science.

- Repair and Instrumentation Unit is currently maintained by the Department of Physics. This unit carries out required repair and maintenance works of the electric and electronic items including laboratory equipment, instruments, devices etc.
- Glass Blowing Centre of the Department of Chemistry provides a unique service to government and private sector by undertaking manufacture and repair of a variety of glassware for their needs.
- Research Services Centre (RSC) has been recently set up by the University under the HETC Window 4 project. It is meant for facilitating and promoting commercialization of research and related activities at the Faculty of Science.
- The Regional center for "Ant Research" was established at the Department in 2016 and it conducts international training programmes on sampling methods and identification of Ants since September 2016. It contains information about their habitats, families and unique behaviors.
- Solar Solutions Centre (SSC) was established in February 2016 in order to strengthen the green concept at the University of Kelaniya. The center has designed and manufactured a full featured solar powered wheelchair and a solar power assisted boiler for the main canteen. At present the center is further focused on manufacturing of low cost, small-scale energy solution in order to make solar energy far more affordable for the communities.
- The central Equipment Laboratory provides facilities to conduct research activities in the Faculty. It was established in June 2012 as an activity of the HETC QIG Window 3 Program. At present this Laboratory is equipped with equipment worth around 20 Million LKR.

### ***Special Achievements of the year***

The Faculty of Science organized an International research symposium on Pure and Applied science under the theme “Advancements of Multidisciplinary Scientific Research Towards Sustainable Development” which was held on 26th of October 2018.

### ***Future Prospects***

- Department of Mathematics has planned to conduct a collaborative workshop with industry to solve industry related problems during the Mathematical Industrial week.
- Further the department has planned a National event with the Collaborative networking of Mathematical Scientists.

Due to the dedication and inspiration of the staff and students, the Faculty of Science of the University of Kelaniya has now become a Centre of Excellence in Tertiary Education. An environment has been created at the Faculty which promotes freedom of thought, innovation and creativity. The Graduates who are endowed to the nation from the Faculty of Science will undoubtedly contribute significantly to the wellbeing of the mankind.

With this capacity and in line with the mission, the Faculty has been rendering its distinctive services to prepare scholars and professionals with capability, skills and attitude, driving the economy, supporting civil society and government and make essential decisions in the interest of whole society.

**Prof (Mrs) BM Jayawardena**

**Dean**

**Faculty of Science**

## 2.7. Faculty of Social Sciences

### *Mission*

The mission of the Faculty of Social Sciences is to create opportunities to enhance Knowledge and equip the students to aspire for higher professional achievements, through

- developing an outstanding research culture by creating a conducive academic environment for students and staff,
- commitment for the well-being of national and international community by dissemination of knowledge,
- developing human values and attitudes to meet local as well as global challenges and
- developing resources and facilities by integrating technological innovations.

### *Introduction of the Faculty*

Faculty of Social Sciences consists of twelve departments. The Faculty offers 18 subjects for the Bachelor's degree. Students are able to follow Bachelor of Arts (General) and Bachelor of Arts (Honors) degree in these subjects, lectures, seminars and workshops are held with the participation of specialists in various fields for the improvement of knowledge of students, in addition to lectures and other tutorial classes relevant to degree courses by various departments of the faculty.

### *Brief Introduction on Degree Programmes of the Faculty*

Certificates and Diploma courses, Postgraduate Diploma Courses, MA (one year) and MSc (two year) courses from selected subject streams in the Faculty of social Sciences are conducted. Facilities to follow MPhil and PhD degrees based on research are available, including a research laboratory, Palm Leaf Manuscript Library, Information Technology facilities and other resources of the faculty. The Palm Leaf Manuscripts Library contains more than 1000 Palm Leaves and more than six hundred thousand copies of Palm Leaf which is the highest number of palm leaf collection of Sri Lanka in 2018.

### ***Current Progress***

The Faculty of Social Sciences has organized several activities mainly an exhibition, Commemorative publication and research symposium.

### ***Conferences/Symposia conducted by Faculty of Social Sciences***

- National Symposium for Social Sciences Undergraduates (NSSU)
- Sri Lanka Association for Fisheries and Aquatic Resources (SLAFAR)
- Journal of Social Statistics
- National Research Conference on Applied Social Statics
- Junior Academic Staff Symposium
- International Studies Student' Research Symposium
- National Conference of Undergraduates on Environment and Development (NCUED)
- Journal of Social Sciences
- International Conference on Social Sciences

### ***Special Achievements of the Year***

In 2018 several research symposiums were conducted by the faculty and its departments to enhance the research culture of the faculty including the annual National Symposium of Social Science Undergraduates, and the 4<sup>th</sup> International Conference reflecting the Uva-Wellassa rebellion held in 1818 which will be organized by the department of History.

The most number of research papers presented in research conference/symposia organized by the University - 2018

The Faculty with the most number of research conference organized by the University – 2018

**Prof AHMH Abayarathna**  
**Dea**  
**Faculty of Social Sciences**

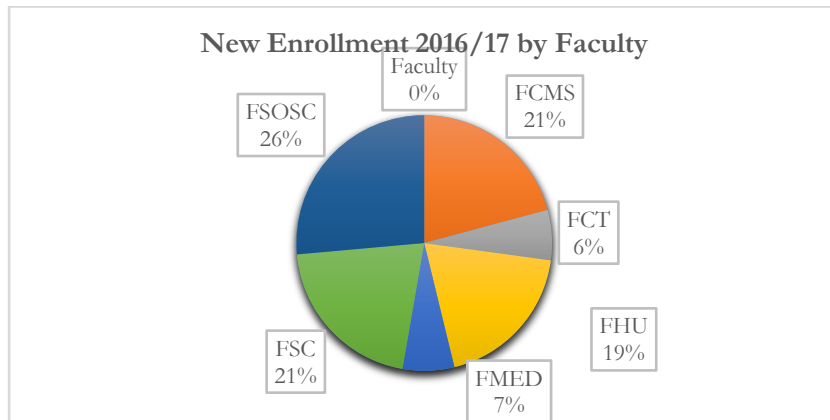
### 3. Student Information



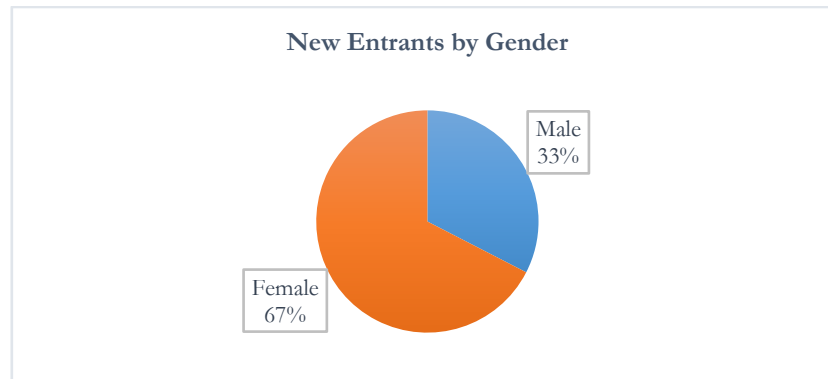
The University of Kelaniya has total of 11,143 undergraduate students and 2,667 postgraduate students. Also, there are 99,174 external undergraduates. Out of the total enrollment 77.5% are female students while 22.5% are male students.

**3.1. New Enrollment 2016/17 – Internal Undergraduate Degree Programmes**

In the year of 2018, a total of 3,363 undergraduates have been registered for the academic programmes. Out of the local new entrants, the majority are female students (67%) and only female students are enrolled under foreign category.



Faculty	Enrollment
Faculty of Commerce and Management Studies	699
Faculty of Computing and Technology	213
Faculty of Humanities	639
Faculty of Medicine	224
Faculty of Science	701
Faculty of Social Sciences	887
<b>Total</b>	<b>3363</b>



**a. Local Students – New Entrants to Internal Undergraduate Degree Programmes**

**2016/17**

Faculty	Programme of Study	Year of Intake	Agreed Intake	Number Following
Commerce & Management	Commerce	2016/17	200	200
	Management		450	499
Computing & Technology	Engineering Technology		75	88
	Information Communication Technology		75	76
	Computer Science		50	49
Humanities	Translation Studies		25	23
	Film & Television Studies		50	46
	Teaching English as a Second Language		50	32
	Sanskrit		50	36
	Pali		20	17
	Christian Culture		10	3
	Western Classical Culture		10	-
	German		20	20
	Russian		10	6
	English		20	15
	Translation Method		25	-
Medicine	Medicine		160	172
	Speech & Hearing Science		85	47
Science	Biological Science		185	169
	Physical Science		300	272
	Management & Information Technology	100	97	
	Environmental Conservation Management	60	55	
	Software Engineering	50	54	
	Physical Science - ICT (Physics & Electronics)	50	53	
Social Science	Peace & Conflict Resolution	35	33	
Humanities & Social Science	Art	1200	1295	
<b>Total Undergraduates – Local Students</b>			<b>3365</b>	<b>3357</b>

The above table illustrates the number of students registered (agreed intake) for 2016/17 academic year and the actual number following the course. Out of the 3,365 students registered for the undergraduate programmes 3,357 are following the study programmes.

**b. Foreign Students – New Entrants to Internal Undergraduate Degree Programmes 2016/17**

In 2018, only 6 foreign students have been registered for the undergraduate degree programmes and the out of the total, 5 belongs to the Medicine degree programme.

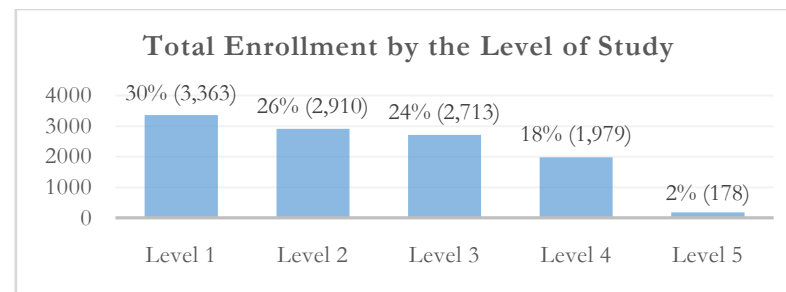
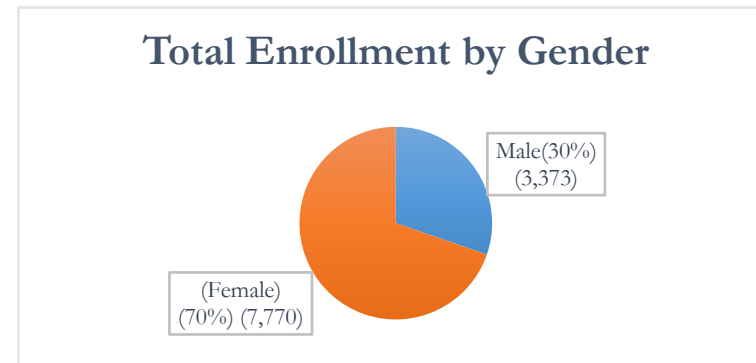
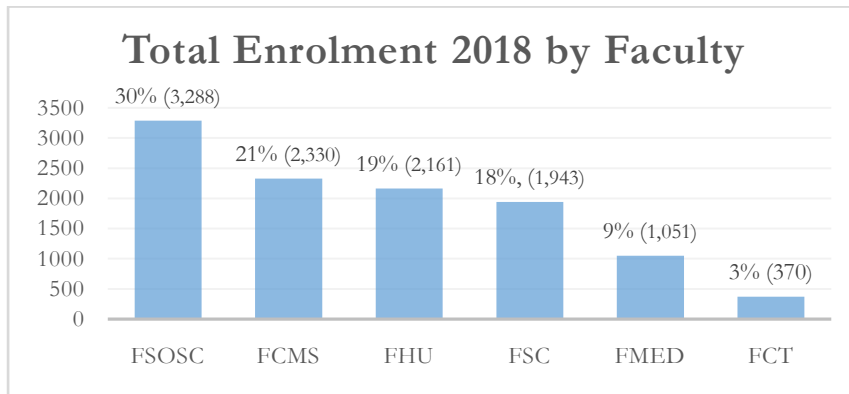
Faculty	Programme of Study	Year of Intake	Country	No. of Students registered
Medicine	Medicine	2016/17	Bhutan	5
Science	Environmental Conservation Management		German	1
			<b>Total</b>	<b>6</b>





### 3.2. Total Enrollment 2018 – Internal Undergraduate Degree Programmes

In the year 2018, a total of 11,143 students have been studying in the University. Among them, 0.8% of undergraduates are foreign students. The majority of the local students are female while the majority of foreign students are male students. Also, the highest amount of students is studying at the level one. Also, the majority of students belong to the Faculty of Social Sciences while a minority belong to the Faculty of Computing & Technology.



## a. Local Students - Total Enrollment in Internal Undergraduate Degree Programmes 2018

Faculty	Degree Program	1 (2016/17)		2 (2015/16)		3 (2014/15)		4 (2013/14)		5 (2012/13)		Total		Grand Total
		Male	Female	Male	Female	Male	Female	Male	Female	Male	Female	Male	Female	
Commerce & Management Studies	Commerce	71	129	64	127	71	126	62	120	--	--	268	502	770
	Management	172	327	166	225	136	196	116	221	--	--	590	969	1559
Computing & Technology	Engineering Technology	74	14	58	27	--	--	--	--	--	--	132	41	173
	Information Communication Technology	46	30	45	27	--	--	--	--	--	--	91	57	148
	Computer Science	37	12	--	--	--	--	--	--	--	--	37	12	49
Humanities	Humanities	76	365	106	454	100	314	45	206	--	--	327	1339	1666
	Film & Television Studies	15	31	9	40	18	32	--	--	--	--	42	103	145
	Translation Studies	2	21	1	21	1	24	2	21	--	--	6	87	93
	Teaching English as a Second Language	1	31	1	37	1	41	--	--	--	--	3	109	112
	Sanskrit	36	0	--	--	--	--	--	--	--	--	36	0	36
	Pali	17	0	--	--	--	--	--	--	--	--	17	0	17
	Christian Culture	--	3	--	--	--	--	--	--	--	--	0	3	3
	German	--	20	--	--	--	--	--	--	--	--	0	20	20
	Russian	--	6	--	--	--	--	--	--	--	--	0	6	6
English	--	15	--	--	--	--	--	--	--	--	0	15	15	
Medicine	Medicine	68	104	59	102	76	92	54	118	66	105	323	521	844
	Speech & Hearing Science	10	37	4	37	4	28	10	42	--	--	28	144	172
Science	Biological Science	44	125	29	113	44	108	8	22	--	--	125	368	493
	Physical Science	136	136	135	109	135	103	19	21	--	--	425	369	794
	Management & Information Technology	47	50	30	18	26	27	17	24	--	--	120	119	239
	Environmental Conservation Management	15	40	5	22	14	17	2	9	--	--	36	88	124
	Software Engineering	42	12	35	13	36	10	37	11	--	--	150	46	196
	Physical Science - ICT (Physics & Electronics)	39	14	21	16	--	--	--	--	--	--	60	30	90
Social Sciences	Social Science	139	715	70	618	133	732	113	640	--	--	455	2705	3160
	Peace & Conflict Resolution	8	25	7	26	10	20	7	23	--	--	32	94	126
<b>Total</b>		<b>1095</b>	<b>2262</b>	<b>845</b>	<b>2032</b>	<b>805</b>	<b>1870</b>	<b>492</b>	<b>1478</b>	<b>66</b>	<b>105</b>	<b>3303</b>	<b>7747</b>	<b>11050<sup>1</sup></b>

In 2018, there have been a total of 11,050 local undergraduates studying in the University.

<sup>1</sup> Excluding 190 (Male 77, /female 113) students, who are studying at level five (Academic year 2011/12) of the MBBS programme.

**b. Foreign Students - Total Enrollment in Internal Undergraduate Degree Programmes 2018**

Faculty	Programme of Study	Year of Study	Country	Year of Intake	Student Enrolment		
					Male	Female	Total
FCMS	Management	3	Nigeria	2014/2015	1		1
FHU	Humanities	2	Myanmar	2015/2016	13		13
			Bangladesh		6		6
			Indonesia		2		2
			Cambodia		3		3
			Vietnam		2		2
		3	Myanmar	2014/2015	2		2
			Bangladesh		9		9
			Cambodia		7		7
			Indonesia		1		1
			Bhutan		1		1
FMED	Medicine	1	Bhutan	2016/2017		5	5
		2	Bhutan	2015/2016	5		5
		3	Bhutan	2014/2015	4	3	7
			Australia		1		1
		4	Bhutan	2013/2014	1	8	9
		5	Bhutan	2012/2013	2	3	5
			India			1	1
		USA	2012/2013	1		1	
	Speech & Hearing Science	3	Maldives	2014/2015		1	1
FSC	Biological Science	2	German	2015/2016		1	1
		3	Indonesia	2014/2015	1		1
	Environmental Conservation Management	1	German	2016/2017		1	1
	Software Engineering	2	Kenya	2015/2016	1		1
		3	Pakistan	2014/2015	2		2
Kenya	1				1		
FSOSC	Social Sciences	3	Uganda	2014/2015	1		1
			Bhutan		1		1
<b>Total</b>					<b>70</b>	<b>23</b>	<b>93</b>

Total of 93 foreign students have been studying for undergraduate degree programmes in 2018.

### 3.3. Students in External Undergraduate Degree Programs – 2018

7,855 students have been newly enrolled for external undergraduate degree programmes in the year of 2018 and thus the total enrollment for external degree programmes is 99,174 students. Female students are the majority in both new entrants as well as the total enrollment for external degree programmes.

#### a. New Entrants to Undergraduate Degree Programmes

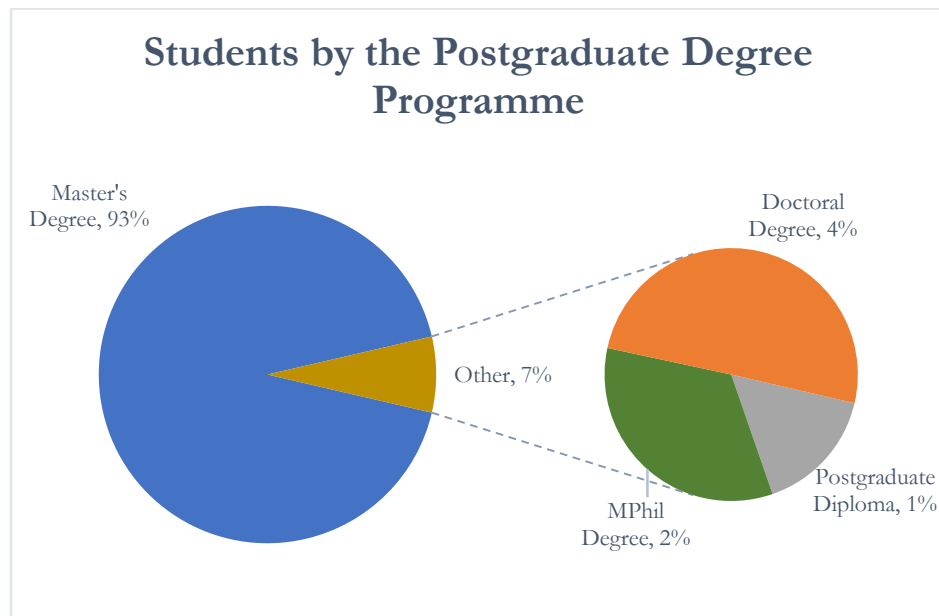
Programme of study	New Entrants (January – December 2018)		
	Male	Female	Total
Bachelor of Arts (General) Degree	930	5791	6721
Bachelor of Business Management (General) Degree	302	735	1037
Bachelor of Commerce (Special) Degree	21	56	77
Bachelor of Science (Physiotherapy)	12	8	20
<b>Total</b>	<b>1265</b>	<b>6590</b>	<b>7855</b>

#### b. Total Enrollment in Undergraduate Degree Programmes

Programme of Study	Student Enrolment (As at December 31, 2018)		
	Male	Female	Total
Bachelor of Arts (General) Degree	17185	69639	86824
Bachelor of Business Management (General) Degree	3587	8239	11826
Bachelor of Commerce (Special) Degree	108	184	292
Bachelor of Science	76	113	189
Bachelor of Science (Occupational Therapy)	17	4	21
Bachelor of Science (Physiotherapy)	14	8	22
<b>Total</b>	<b>20987</b>	<b>78187</b>	<b>99174</b>

### 3.4. Students in Postgraduate Degree Programmes

Faculty of Graduate Studies offers a variety of graduate study programmes from Postgraduate Diploma level to Doctorate degree level. For the programmes offered in the year 2018, 822 students have been newly enrolled. Consequently, the total enrollment has been 2,667 students. Among the total, the majority is represented by female students and the highest number of students are following the Master of Arts in Linguistics Programme.



Programme of Study	Number of Students
Postgraduate Diploma	31
Master's Degree	2467
MPhil Degree	70
Doctoral Degree	99
<b>Total</b>	<b>2667</b>

### a. Local Students in Postgraduate Studies

In 2018, total local student enrollment in postgraduate study programmes is 2,631 where the majority have been enrolled in the Master's degree programmes (2,435 students). 95 students have been studying for doctoral degrees.

Board of Study	Programme of Study	New Entrants (January - December 2018)			Total Enrolment (As at December 31, 2018)		
		Male	Female	Total	Male	Female	Total
<b><i>Postgraduate Diploma Programmes</i></b>							
FCMS	PGD in Marketing	25	6	31	25	6	31
	<b>Total</b>	<b>25</b>	<b>6</b>	<b>31</b>	<b>25</b>	<b>6</b>	<b>31</b>
<b><i>Master's Degree Programmes</i></b>							
FCMS	Master of Business (Accounting/Finance)	32	42	74	76	75	151
	Master of Business Administration	70	59	129	143	122	265
	Master of Business Management in Marketing	13	7	20	26	19	45
	Master of Commerce	11	13	24	20	28	48
	Master of Human Resources Management	15	28	43	33	57	90
FHU	MA in Buddhist Studies (1 Year) - English	1	1	2	1	1	2
	MA in Buddhist Studies (1 Year) - Sinhala	30	3	33	30	3	33
	MA in Buddhist Studies (2 Years) - English	12	2	14	18	2	20
	MA in Buddhist Studies (2 Years) - Sinhala	30	13	43	71	20	91
	MA in Christian Studies (1 Year)	0	0	0	9	16	25
	MA in Drama & Theater (1 Year)	0	0	0	20	44	64
	MA in Fine Arts (2 Years)	0	0	0	19	17	36
	MA in Linguistics - English (2 Years)	25	98	123	60	237	297
	MA in Linguistics - Sinhala (2 Years)	7	4	11	9	12	21
MA in Sinhala (2 Years)	17	47	64	44	108	152	
FMED	Master of Public Health	0	0	0	6	24	30
FSC	MSc in Crop Protection & Plant Biotechnology	2	25	27	4	49	53
	MSc in Industrial & Environmental Chemistry	32	50	82	65	76	141

Board of Study	Programme of Study	New Entrants (January - December 2018)			Total Enrolment (As at December 31, 2018)		
		Male	Female	Total	Male	Female	Total
<b>Master's Degree Programmes</b>							
FSOSC	MA in Archeology	0	0	0	5	6	11
	MA in Economics	0	0	0	105	126	231
	MA in Economics - English Medium	0	0	0	23	32	55
	MA in Geography	0	0	0	14	18	32
	MA in History	0	0	0	13	17	30
	MA in Library Information Science	0	0	0	2	2	4
	MA in Mass Communication	0	0	0	20	45	65
	MA in Philosophy	0	0	0	3	6	9
	MA in Political Science	0	0	0	21	25	46
	MA in Sociology	0	0	0	61	198	259
	MA in Sociology (English Medium)	0	0	0	21	22	43
	MSSc in Sociology	0	0	0	2	7	9
	MSSc in Archeology	0	0	0	2	5	7
	MSSc in Economics	0	0	0	0	5	5
	MSSc in Geography	0	0	0	2	8	10
	MSSc in History	0	0	0	1	6	7
	MSSc in Library Information Science	0	0	0	1	5	6
MSSc in Mass Communication	0	0	0	7	23	30	
MSSc in Political Science	0	0	0	3	9	12	
<b>Total</b>		<b>297</b>	<b>392</b>	<b>689</b>	<b>960</b>	<b>1475</b>	<b>2435</b>
<b>MPhil Degree Programmes</b>							
FCMS	MPhil in Management	0	0	0	1	1	2
FCT	MPhil in Applied Computing	0	0	0	0	1	1
	MPhil in Computer Science	0	1	1	0	1	1
FHU	MPhil in Christian Culture	0	0	0	1	0	1
	MPhil in Buddhist Philosophy	2	0	2	4	0	4
	MPhil in English Language Teaching	1	0	1	1	0	1
	MPhil in Fine Art	0	1	1	0	1	1
	MPhil in Image Art	1	0	1	1	0	1
	MPhil in Linguistics	1	5	6	2	9	11
	MPhil in Modern Language	0	0	0	0	2	2
	MPhil in Sinhala	3	2	5	3	2	5

Board of Study	Programme of Study	New Entrants (January - December 2018)			Total Enrolment (As at December 31, 2018)		
		Male	Female	Total	Male	Female	Total
FMED	MPhil in Biochemistry	0	0	0	1	1	2
	MPhil in Entomology	0	1	1	0	1	1
	MPhil in Molecular Entomology	0	1	1	0	1	1
	MPhil in Molecular Medicine	0	1	1	0	1	1
FSC	MPhil in Botany	0	1	1	0	2	2
	MPhil in Chemistry	0	1	1	1	6	7
	MPhil in Computer Science	1	0	1	1	0	1
	MPhil in Electronic	1	0	1	1	0	1
	MPhil in Microbiology	1	0	1	1	0	1
	MPhil in Statistics	0	0	0	1	0	1
	MPhil in Zoology	0	0	0	0	1	1
FSOSC	MPhil in Geography	1	0	1	1	0	1
	MPhil in History	0	0	0	1	1	2
	MPhil in International Studies	0	0	0	0	2	2
	MPhil in Library Science	1	0	1	1	0	1
	MPhil in Mass Communication	1	2	3	4	6	10
	MPhil in Philosophy	0	0	0	1	0	1
	MPhil in Sociology	3	0	3	4	0	4
<b>Total</b>		<b>17</b>	<b>16</b>	<b>33</b>	<b>31</b>	<b>39</b>	<b>70</b>
<b><i>Doctoral Degree Programmes</i></b>							
FCMS	Doctor of Business Administration	22	3	25	42	6	48
	PhD in Human Resource Management	1	0	1	1	0	1
	PhD in Management	0	0	0	9	1	10
FCT	PhD in Information Technology	0	0	0	1	0	1
FHU	PhD in Sinhala	2	1	3	3	1	4
	PhD in Sanskrit	1	0	1	1	0	1
	PhD in Buddhist Culture	0	0	0	0	1	1
	PhD in Buddhist Philosophy	0	0	0	1	0	1
	PhD in Drama & Theatre	1	0	1	1	0	1
	PhD in Linguistics	1	2	3	1	6	7



Board of Study	Programme of Study	New Entrants (January - December 2018)			Total Enrolment (As at December 31, 2018)		
		Male	Female	Total	Male	Female	Total
FMED	PhD in Clinical Medicine	0	0	0	0	1	1
	PhD in Entomology	0	0	0	1	0	1
	PhD in Medical Education	0	0	0	0	1	1
	PhD in Medical Entomology and Geo Informatics	0	0	0	1	0	1
	PhD in Molecular Biology	0	0	0	0	1	1
	PhD in Obstetrics & Gynecology	0	0	0	1	0	1
FSC	PhD in Industrial Management	0	0	0	0	1	1
	PhD in Zoology	0	0	0	1	0	1
FSOSC	PhD in Economics	1	0	1	2	0	2
	PhD in Geography	0	1	1	0	1	1
	PhD in History	0	0	0	1	0	1
	PhD in Library & Information Science	0	1	1	0	1	1
	PhD in Mass Communication	1	0	1	1	0	1
	PhD in Philosophy	1	0	1	2	0	2
Multi-Disciplinary	PhD in Sociology	0	0	0	1	2	3
	PhD in Multi-Disciplinary Studies	1	0	1	1	0	1
<b>Total</b>		<b>32</b>	<b>8</b>	<b>40</b>	<b>72</b>	<b>23</b>	<b>95</b>
<b>Grand Total</b>		<b>371</b>	<b>422</b>	<b>793</b>	<b>1088</b>	<b>1543</b>	<b>2631</b>

**b. Foreign Students in Postgraduate Studies**

In 2018, 29 foreign students have been newly enrolled to Master's degree programmes and the majority of the students have registered in the degree programmes offered through the board of study in the Faculty of Humanities.

Board of Study	Programme of Study	Country	New Entrants (January – December 2018)			Student Enrolment (As of December 31, 2018)		
			Male	Female	Total	Male	Female	Total
<b><i>Master's Degree Programmes</i></b>								
FCMS	Master of Business Administration	Germany	1	0	1	1	0	1
	Master of Business Marketing	Bangladesh	0	0	0	1	0	1
FHU	MA in Sinhala	China	0	2	2	0	2	2
	MA in Buddhist Studies (2 Years)	Japan	1	0	1	1	0	1
	MA in Buddhist Studies (2 Years)	Bangladesh	5	0	5	5	0	5
	MA in Buddhist Studies (2 Years)	Nepal	2	0	2	2	0	2
	MA in Buddhist Studies (2 Years)	Vietnam	2	0	2	2	0	2
	MA in Buddhist Studies (2 Years)	Myanmar	11	0	11	11	0	11
	MA in Buddhist Studies (1 Years)	Myanmar	5	0	5	5	0	5
	MA in Linguistic (2 Years)	USA	0	0	0	1	0	1
	MA in Linguistic (2 Years)	UK	0	0	0	1	0	1
<b>Total</b>			<b>27</b>	<b>2</b>	<b>29</b>	<b>30</b>	<b>2</b>	<b>32</b>
<b><i>Doctoral Degree Programmes</i></b>								
FCMS	PhD in Marketing Management	Palestine	0	0	0	1	0	1
FHU	PhD in Chinese	China	0	0	0	1	0	1
	PhD in Linguistic	China	0	0	0	1	1	2
<b>Total</b>			<b>0</b>	<b>0</b>	<b>0</b>	<b>3</b>	<b>1</b>	<b>4</b>
<b>Grand Total</b>			<b>27</b>	<b>2</b>	<b>29</b>	<b>33</b>	<b>3</b>	<b>36</b>

### 3.5. Foreign Students in Short Term Training/ Assignments 2018<sup>2</sup>

Faculty	Programme of study	Country	No. of Students visited/trained (January – December 2018)			Remarks
			Male	Female	Total	
FCMS	Master's	Germany	1	1	2	Exchange partnership with Humboldt University Berlin
FHU	Bachelor	Italy	1	1	2	Erasmus Mundus IMPAKT Project grantees
	Bachelor	France	0	1	1	Erasmus Mundus IMPAKT Project grantees
	Bachelor	Germany	1	2	3	Exchange partnership with Humboldt University Berlin
FSC	Bachelor	Germany	1	2	3	Exchange partnership with Humboldt University Berlin

A total of 11 students have visited the University for short term training programmes which are not less than one month in duration under two programmes. Most of the students are from Germany and highest number of students have participated in trainings under Bachelor's degree programmes conducted by the Faculty of Humanities.

---

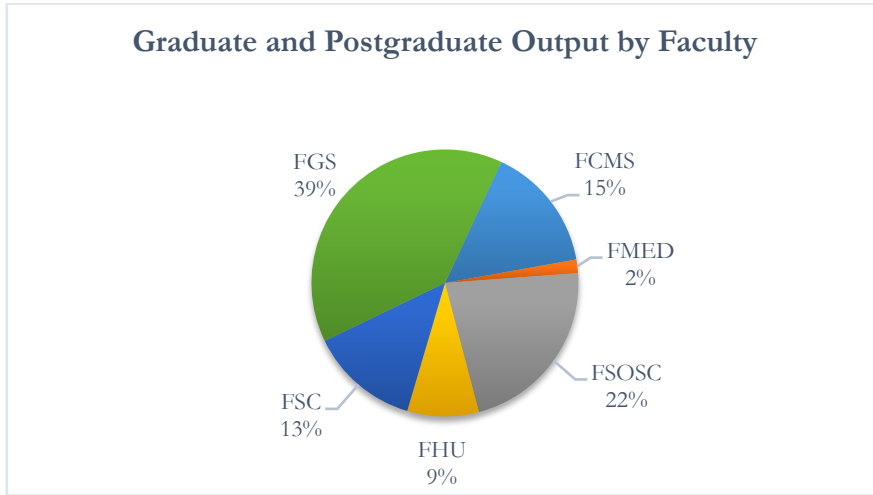
<sup>2</sup>Not less than one-month duration

#### 4. Examination Data



In 2018, 3,341 students have been passed out from undergraduate and postgraduate degree programmes. With undergraduate degree programmes, a total of 1,589 students out of 2,035, have obtained a class award, which represents 78% of the total undergraduate output. Also, 1,306 graduates have passed out from postgraduate study programmes.

Highest number of students, out of total output of the University, have been passed out from the Faculty of Graduate Studies. When considered only the undergraduate degree programmes offered by each faculty, the highest output is recorded from the Faculty of Social Sciences.



Faculty	Number of Students
Faculty of Commerce & Management Studies	509
Faculty of Graduate Studies	1306
Faculty of Humanities	289
Faculty of Medicine	55
Faculty of Science	444
Faculty of Social Science	738
<b>Total</b>	<b>3341</b>

#### 4.1. Graduate Output 2018 – Internal Degree Programmes

In 2018, total of 2,035 students have been passed out from the University. 1,589 (78%) number of students represent the majority of all and have obtained a class award. Also, students belonging to the Faculty of Social Sciences have obtained the highest number of class awards and the students of the Faculty of Medicine have obtained lowest number of class awards.

Faculty	Program of study	First Class		Second Class Upper		Second Class Lower		Ordinary Pass		Total	
		Male	Female	Male	Female	Male	Female	Male	Female	Male	Female
FCMS	B Com (Special) Degree	1	0	2	14	5	13	32	21	40	48
	B Com (Special) Entrepreneurship	0	2	4	4	0	2	10	0	14	8
	B Com (Special) Business Technology	0	1	0	6	3	9	10	3	13	19
	B Com (Special) Financial Management	0	3	8	21	2	4	2	0	12	28
	BBMgt (Special) Human Resource	1	9	4	37	3	10	16	8	24	64
	BBMgt (Special) Accountancy	6	17	14	23	10	11	12	3	42	54
	BBMgt (Special) Marketing	5	7	17	24	10	9	14	5	46	45
BBMgt (Special) Finance	0	8	4	17	0	9	7	7	11	41	
FHU	BA (General)	1	3	10	29	6	2	18	11	35	45
	BA (Special)	7	43	24	96	7	5	13	14	51	158
FMED	MBBS	0	0	0	0	0	0	6	2	6	2
	BSc (SHS)	0	2	0	13	0	8	5	19	5	42
FSC	BSc General- Biology	0	4	12	29	17	23	15	13	44	69
	BSc General- Physical	2	6	7	24	9	14	70	26	88	70
	BSc General- ENCM	0	0	0	8	0	9	4	2	4	19
	BSc General- MIT	0	0	0	0	0	0	0	5	0	5
	BSc Special- Biology	1	11	5	25	5	4	0	2	11	42
	BSc Special- Physical	3	9	15	19	3	1	1	0	22	29
	BSc Special- ENCM	0	3	2	5	0	0	0	0	2	8
BSc Special- MIT	4	8	7	8	4	0	0	0	15	16	
FSOSC	BA (General)	0	1	6	68	6	11	9	11	21	91
	BA (Special)	0	31	56	461	9	19	20	30	85	541
<b>Grand Total</b>		<b>31</b>	<b>168</b>	<b>197</b>	<b>931</b>	<b>99</b>	<b>163</b>	<b>264</b>	<b>182</b>	<b>591</b>	<b>1444</b>

#### 4.2. Graduate Output 2018 – External Degree Programmes

4,587 students have been graduated from three different external degree programmes in 2018.

Programme of study	General/ Special	No. Graduated		
		Male	Female	Total
Bachelors of Arts (General) Degree	General	550	4011	4561
Bachelor of Commerce (Special) Degree	Special	4	4	8
Bachelor of Science (Physiotherapy)	General	10	8	18

#### 4.3. Postgraduate Output 2018

1,306 students have completed postgraduate study programmes where the highest number of students have completed the Master's degree programmes.

Faculty	Name of the Programme of Study	Degree (PD/Master's/MPhil/ PhD)	No. Graduated		
			Male	Female	Total
<b><i>Postgraduate Diploma Programmes</i></b>					
FCMS	PG Diploma in Commerce	Postgraduate Diploma	1	1	2
	PG Diploma in Human Resources Management	Postgraduate Diploma	0	5	5
	PG Diploma in Marketing	Postgraduate Diploma	24	6	30
FSOSC	PG Diploma in Economics	Postgraduate Diploma	1	0	1
	PG Diploma in Geography	Postgraduate Diploma	0	1	1
	PG Diploma in Mass Communication	Postgraduate Diploma	0	2	2
	PG Diploma in Philosophy	Postgraduate Diploma	0	1	1
	PG Diploma in Sociology	Postgraduate Diploma	1	2	3
<b>Total</b>			<b>27</b>	<b>18</b>	<b>45</b>
<b><i>Master's Degree Programmes</i></b>					
FCMS	Master of Business in Finance	MBus	6	26	32
	Master of Business in Accountancy	MBus	8	8	16
	Master of Business Administration	MBA	32	32	64
	Master of Commerce	MCom	3	1	4
	Master of Human Resources Management	MHRM	7	13	20
FHU	Master of Arts	MA	90	148	238
FSC	Master of Science	MSc	16	30	46
FSOSC	Master of Social Sciences	MSSc	9	29	38
FSOSC	Master of Arts	MA	277	476	753
<b>Total</b>			<b>448</b>	<b>763</b>	<b>1211</b>
<b><i>MPhil Degree Programmes</i></b>					
FHU	Master of Philosophy	MPhil	5	9	14
FSC	Master of Philosophy	MPhil	1	5	6
FSOSC	Master of Philosophy	MPhil	3	3	6
<b>Total</b>			<b>9</b>	<b>17</b>	<b>26</b>
<b><i>Doctoral Degree Programmes</i></b>					
FHU	Doctor of Philosophy	PhD	5	7	12
FMED	Doctor of Philosophy	PhD	1	1	2
FSC	Doctor of Philosophy	PhD	1	4	5
FSOSC	Doctor of Philosophy	PhD	0	5	5
<b>Total</b>			<b>7</b>	<b>17</b>	<b>24</b>
<b>Grand Total</b>			<b>491</b>	<b>815</b>	<b>1306</b>

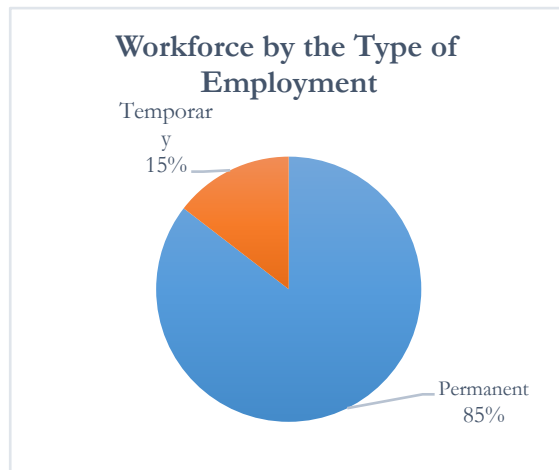
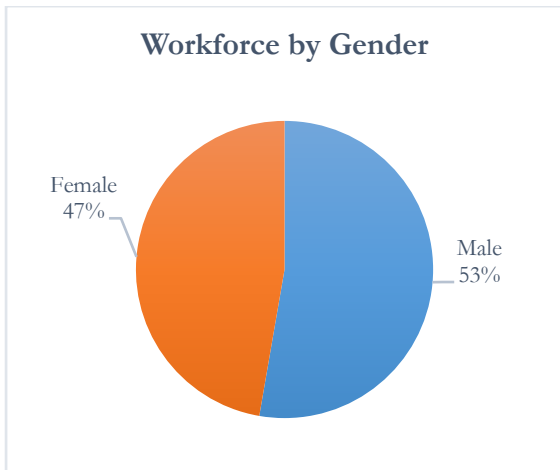
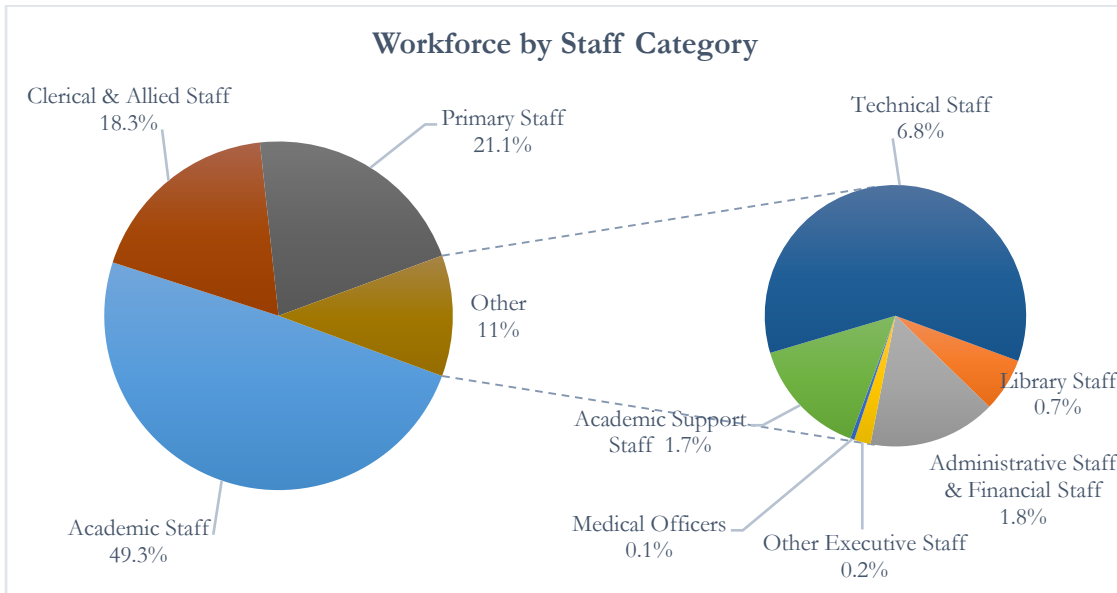
## 5. Human Resources of the University



The University of Kelaniya has given the job opportunities for a total of 1,751 staff members. These employees belong to the Academic staff, Librarians, Administration staff, Academic Support staff, Other Executive staff, Medical Officers, Non- academic staff and Temporary staff.



As shown in the following figure, the majority of the staff belongs to the academic staff category which is 49.3%. University medical officers represent the minority of the staff. As a whole, the academic staff and the non-academic staff (Clerical & allied staff, technical staff and primary staff) represents more than 95% of the total staff of the University.



Moreover, the University's workforce consists with more male workers than the female workers. And also, 15% of the total staff are represented by the temporary academic staff.

### 5.1. University Staff – Approved Cadre and the Present Staff

Approved cadre of the University and the existing staff are illustrated in the following table.

Staff category	Salary Scale	Approved Cadre	Existing Staff						Permanent Cadre Vacancies
			Permanent			Temporary			
			Male	Female	Total	Male	Female	Total	
Academic Staff	U-AC 3 to U-AC 5	778	305	302	607	-	-	-	171
	U-AC 1 to U-AC 2	280	-	-	-	80	180	260	-
Library Staff	U-AC 5	1	1	-	1	-	-	-	-
	U-AC 4	1	2	1	3	-	-	-	-
	U-AC 3	12	2	7	9	-	-	-	3
Administrative Staff & Financial Staff <sup>3</sup>	U-EX 3	2	1	1	2	-	-	-	-
	U-EX 2	14	5	10	15	-	-	-	-
	U-EX 1	15	2	12	14	-	-	-	1
Other Executive Staff	U-EX 3	-	-	-	-	-	-	-	-
	U-EX 2	2	1	1	2	-	-	-	-
	U-EX 1	2	2	-	2	-	-	-	-
Medical Officers	U-MO 2	1	1	-	1	-	-	-	-
	U-MO 1	3	-	-	-	-	-	-	3
Academic Support Staff	U-AS 2	51	16	6	22	-	-	-	22
	U-AS 1		1	6	7	-	-	-	
Technical Staff	U-EX 2	148	-	-	-	-	-	-	30
	U-EX 1		1	6	7	-	-	-	
	U-MN 4		21	16	37	-	-	-	
	U-MN 3		4	-	4	-	-	-	
	U-MN 2		1	-	1	-	-	-	
	U-MN 1		-	-	-	-	-	-	
	U-MT 1		47	22	69	-	-	-	
Clerical & Allied Staff	U-MN 4	331	24	69	93	-	-	-	11
	U-MN 3		12	5	17	-	-	-	
	U-MN 2		-	-	-	-	-	-	
	U-MN 1		76	134	210	-	-	-	
Primary Staff	U-PL 3	417	97	10	107	-	-	-	49
	U-PL 2		29	22	51	-	-	-	
	U-PL 1		189	21	210	-	-	-	
<b>Total</b>		<b>1778<sup>4</sup></b>	<b>840</b>	<b>651</b>	<b>1491</b>	<b>80</b>	<b>180</b>	<b>260</b>	<b>287</b>

<sup>3</sup>Designations as given in the Commission Circular No: 905

<sup>4</sup> Excluding U- AC 1 and U- AC 2 approved cadre

## 5.2. Academic Staff – Approved Cadre and Present Staff

Staff		Salary Scale	Approved Cadre	Existing Staff						Permanent Cadre Vacancies
				Permanent			Temporary			
				Male	Female	Total	Male	Female	Total	
Professor Chair	Senior Professor	U-AC 5 (I)	47	10	5	15	-	-	-	25
	Professor	U-AC 5 (II)		4	3	7	-	-	-	
Senior Professor/ Librarian		U-AC 5 (I)	745	22	7	29	-	-	-	147
Professor		U-AC 5 (II)		49	24	73	-	-	-	
Associate Professor/ Deputy Librarian		U-AC 4		4	2	6	-	-	-	
Senior Lecturer Grade I/ Senior Assistant Librarian Grade I		U-AC 3(I)		69	58	127	-	-	-	
Senior Lecturer Grade II/ Senior Assistant Librarian Grade II		U-AC 3(II)		89	118	207	-	-	-	
Lecturer/ Assistant Librarian		U-AC 3(III)		26	25	51	-	-	-	
Lecturer (Prob.) / Assistant Librarian		U-AC 3(IV)		37	68	105	-	-	-	
Temporary Lecturer/ Temp. Asst. Lecturer		U-AC 2 (fixed)		66	-	-	-	24	75	
Temporary Research Assistant		U-AC 2/U-AC 1 (fixed)	7	-	-	-	-	2	2	-
Temporary Demonstrator		U-AC 1 (fixed)	205	-	-	-	45	78	123	-
Temporary Instructor		U-AC 1 (fixed)	2	-	-	-	1	7	8	-
Temporary Tutor		U-AC 1 (fixed)	-	-	-	-	3	3	6	-
Temporary Senior Lecturer			-	-	-	-	3	3	6	-
Junior Fellow			-	-	-	-	4	12	16	-
<b>Total</b>			<b>792<sup>5</sup></b>	<b>310</b>	<b>310</b>	<b>620</b>	<b>80</b>	<b>180</b>	<b>260</b>	<b>172</b>


The University of Kelaniya has a total of 620 permanent academic staff members including library staff and a total of 260 temporary academic staff members.

<sup>5</sup> Excluding temporary academic staff approved cadre

### 5.3. Highest Qualifications of the University Staff

#### a. Academic Staff

Qualification	Faculty						Grand Total
	Commerce & Management Studies	Computing & Technology	Humanities	Medicine	Science	Social Sciences	
Doctoral Degree	32 (26.2%)	10 (58.8%)	51 (46.8%)	96 (76.8%)	82 (69.5%)	38 (32.7%)	309 (50.9%)
MPhil and Equivalent Degree	3 (2.5%)	-	27 (24.8%)	4 (3.2%)	7 (5.9%)	27 (23.3%)	68 (11.2%)
Master's Degree	63 (51.6%)	1 (5.9%)	23 (21.1%)	11 (8.8%)	15 (12.7%)	42 (36.2%)	155 (25.5%)
Bachelor's Degree	24 (19.7%)	6 (35.3%)	8 (7.3%)	14 (1.1%)	14 (11.9%)	9 (7.8%)	75 (12.4%)
<b>Grand Total</b>	<b>122 (100%)</b>	<b>17 (100%)</b>	<b>109 (100%)</b>	<b>125 (100%)</b>	<b>118 (100%)</b>	<b>116 (100%)</b>	<b>607 (100%)</b>



Most of the Academic Staff members of the University of Kelaniya are having doctoral qualifications (50.9%).

Faculty of Medicine, Faculty of Science and Faculty of Computing and Technology has the highest percentage of Doctoral Degree holders out of the respective total staff members of each Faculty.

**b. Administrative and Financial Staff**

The following table summarizes the academic and professional qualification possesses by the administrative and the financial staff.

Designation	Number of Officers	Qualification				
		Diploma	Bachelor's Degree	Postgraduate Diploma	Postgraduate Degree	Professional Qualifications
Registrar	1	-	-	-	1	1
Bursar	1	-	1	-	-	1
Deputy Registrar	3	-	-	-	3	1
Deputy Bursar	2	-	2	-	-	2
Senior Assistant Registrar	7	-	2	3	2	-
Senior Assistant Bursar	2	-	1	-	1	1
Senior Assistant Internal Auditor	1	-	1	-	-	1
Senior Personal Secretary	1	-	1	-	-	-
Assistant Registrar	9	1	3	1	4	-
Assistant Bursar	4	-	3	-	1	2
Assistant Internal Auditor	1	-	1	-	-	-
Works Engineer	1	-	1	-	-	1
Chief Security Officer	1	-	-	-	1	-
Curator	1	1	-	-	-	-
<b>Total</b>	<b>35</b>	<b>2 (6%)</b>	<b>16 (46%)</b>	<b>4 (11%)</b>	<b>13 (37%)</b>	<b>10</b>

The majority of the administration and financial staff members possess Bachelor's degree qualifications (46%).

#### 5.4. Non- Academic Staff

##### a. Existing Members of the Non- Academic Staff

The University of Kelaniya has a total of 806 non- academic staff members under three sub categories, namely clerical and allied staff, technical staff and primary staff.

Faculty/ Branch/ Division/ Unit/ Center	Clerical and Allied Staff	Technical Staff	Primary Staff
Administration	153	1	73
Career Guidance Unit	-	-	1
External Examination	11	2	3
Faculty of Commerce & Management Studies	17	4	7
Faculty of Computing & Technology	3	1	6
Faculty of Graduate Studies	5	-	2
Faculty of Humanities	20	7	16
Faculty of Medicine	32	45	90
Faculty of Science	14	37	52
Faculty of Social Sciences	19	7	15
Health Center	7	9	9
Landscape	-	-	31
Library	38	-	22
Physical Education	-	-	8
Works Division	1	5	33
<b>Total</b>	<b>320</b>	<b>118</b>	<b>368</b>

##### b. Highest Qualifications of the Non- Academic Staff

The following table summarizes the qualifications of the non- academic staff members.

Highest Qualification	Clerical and Allied Staff	Technical Staff	Primary Staff
Up to GCE Ordinary Level Examination	-	-	243 (66.0%)
Passed GCE Ordinary Level Examination	35 (10.9%)	1 (0.8%)	86 (23.4%)
Passed GCE Advanced Level Examination	200 (62.5%)	88 (74.6%)	37 (10.1%)
Completed Diploma	23 (7.2%)	20 (16.9%)	1 (0.3%)
Bachelor's Degree	52 (16.3%)	9 (7.6%)	1 (0.3%)
Postgraduate Degree	9 (2.8%)	-	-
Professional Qualifications (CIMA, CIM, AAT, etc.)	1 (0.3%)	-	-
<b>Total</b>	<b>320</b>	<b>118</b>	<b>368</b>

### 5.5. Information of International Staff Visited – 2018

In the year of 2018, total of 242 international staff has visited the University of Kelaniya for undergraduate/ postgraduate teaching, for events under visiting scholar programmes, for researches and for research conferences.

Department	Name of the Programme	Country	No. of Staff
<b><i>Faculty of Commerce &amp; Management Studies</i></b>			
Marketing Management	International conference on economics, management and social studies (ISERD)	France	2
	International Conference on Advanced Marketing (ICAM)	India	17
	MBA Study Tour	Vietnam	1
	Marketing Management	Poland	1
Human Resources Management	MAS Soft skills Certificate Awarding Ceremony	Poland	1
<b><i>Faculty of Computing &amp; Technology</i></b>			
All Departments	Proposed Bio Systems Technology Degree Programme	Netherland	3
<b><i>Faculty of Humanities</i></b>			
English	Social documentation and the Novel	USA	1
Sanskrit & Eastern Studies	Senior Scholar Programme	India	1
<b><i>Faculty of Medicine</i></b>			
Biochemistry	Guest lecturer on Way Forward to In Vitro Cell-based Studies: An Introduction to Translational Research	Italy	1
Disability Studies	Dysphagia Training	New Zealand	1
	Otology for Audiology	Netherlands	1
	Audiological Implantable Devices	India	1
	Voice	Netherlands	1
Family Medicine	Workshop on managing medically unexplained symptoms in primary care	UK	1
Medical Education	Workshop and Symposium on Teaching Bioethics to Medical Undergraduates in Sri Lanka	Australia	1
Obstetrics & Gynaecology	Fetal Medicine Workshop	UK	3
	Fetal Medicine Workshop	UK	1
Parasitology	Visiting Scholar Programme	Japan	1
Physiology	Research - Effects of environmental pollutants on the health of petrol pump workers	Netherlands	1
Psychiatry	Bipolar Affective Disorder new treatment perspectives	Canada	1



Department	Name of the Programme	Country	No. of Staff
<b>Faculty of Science</b>			
Industrial Management	International Research Conference on Smart Computing & System Engineering	Japan, Australia, Taiwan	6
Statistics and Computer Science	Workshop on Bayesian Change points Analysis	Germany	1
	Research and Academic collaboration program	Australia	1
	Workshop on Data Science using R	Australia	1
<b>Faculty of Social Sciences</b>			
Sport & Physical Education	Research Conference	India	1
	Youth Olympic Forum	Argentina	1
Economics	Workshop	Japan	5
<b>Centers and Units</b>			
Centre for International Affairs	Visiting delegate on Foreign Language Teaching, Tallinn University - workshop for staff, postgraduates	Estonia	1
	Erasmus+ International Credit Mobility Staff Teaching, Szczecin University, workshops on German Literature for staff and undergraduate from University of Kelaniya and Sabaragamuwa University of Sri Lanka	Poland	1
	Visiting delegate from Shri Ram College of Commerce, New Delhi. Workshop and Guest Lecture for staff of the Faculty of Commerce & Management Studies	India	1
	Visiting delegation from the School of Foreign Languages for Business, South Western University of Finance and Economics. Workshop on Sinhala Linguistics for staff and undergraduates	China	2
	Visiting delegate from Faculty of Business and Economics, Monash University. Discussion with staff of Faculty of Commerce and Management Studies	Australia	1
	Delegation of Professors and students from Sojo University. Workshop and Interactive session with undergraduates	Japan	20
	Visit of delegation from RMIT University, Melbourne and the Australian High Commission in Sri Lanka for discussions on collaborative research	Australia	4
	Visit of delegation from Indian Institute of Technology (IIT) Thirupathi, Bhubaneshwar and Palakkad for discussions on future collaboration	India	3
	Visiting delegation from Japanese Goodwill ship Peace Boat on cultural exchange programme for staff and undergraduates	Japan	110
	Visit of delegation from the Firebird Institute of Research In Management, Coimbatore, India to explore possibilities of research collaboration and staff student exchange	India	2
	Delegation from Chongqing Normal University for discussions on international cooperation and staff student exchange	China	2
	Delegation visit from the National Central University, Taiwan (R.O.C.) for discussion on joint research and staff student exchange	Taiwan	3
	Erasmus+ International Credit Mobility Staff Training Akdeniz University Antalya session on language education	Turkey	3

Department	Name of the Programme	Country	No. of Staff
Centre for International Affairs	Erasmus+ International Credit Mobility Merging Voices Project grantee from Porto University undergraduate and admin. Staff workshops	Portugal	1
	Pro-Vice Chancellor from Northumbria University for session for staff on collaborative projects and student exchange	UK	1
	Erasmus Mundus IMPAKT Project incoming academic staff mobility, University of Porto for undergraduate teaching of 1 month at Department of English Language Teaching	Portugal	1
	Visit of delegation from Nihon Fukushi University for internship programme in Japanese Studies	Japan	3
	Visit of delegation from three universities in Taiwan for session for staff on staff student exchange and joint research	Taiwan	4
	Erasmus+ International Credit Mobility staff training Nova University Lisbon for awareness session for administrative staff	Portugal	1
	Erasmus+ International Credit Mobility Academic Staff Teaching for undergraduates from Universidad de Trás-os-Montes e Alto Douro	Portugal	1
	Visit of delegation from four universities in Japan for collaborative research project with Department of Sports Science	Japan	4
	Visit of staff and student delegation from Shinshu University for seminar for staff and students	Japan	4
	Visiting Research Team from Otto-Friedrich-University Bamberg for the collaborative research project of 1 month on 3D imaging of Sigiriya frescos	Germany	3
	Erasmus+ International Credit Mobility academic staff teaching of undergraduates from University of Algarve	Portugal	1
	Visit by Head, Department of Language Sciences and Communication of the University of Rouen, Normandy for workshop for staff and students of French	France	1
	Erasmus+ International Credit Mobility academic staff teaching of undergraduates and postgraduates from the University of Szczecin	Poland	1
	Visit by Shinshu University delegation for postgraduate research conference	Japan	2
	New Erasmus+ Capacity Building in Higher Education project awareness session for admin staff by Bologna University delegate	Italy	1

## 6. Research and Development Activities

University of Kelaniya has been excelled in the research and development throughout the year 2018. Eighteen academics from the Faculty of Medicine have been awarded as the best scientific researchers in Sri Lanka at the President's Awards for Scientific Research. Apart from the research projects, the academics of the Faculty of Science have received patents for their products.



### 6.1. Number of publications done by the Academic Staff – 2018

The year 2018 has been a significant year for the University in publications done by the academic staff of the University. 209 refereed indexed journal articles and 88 refereed non indexed journal articles published in 2018. Further, 509 abstracts and 96 full papers have been presented in conference proceedings throughout in the year.

Faculty		Publication Category	Number		
			Published Local	Published Foreign	
FCMS	1	No. of publications in refereed indexed Journals including e-journals		5	27
	2	No. of publications in refereed non-indexed Journals including e-journals		10	5
	3	Conference Proceedings	3.1 No. of papers published as full papers	28	7
			3.2 No. of abstract publications	94	24
	4	No. of Book Chapters published		10	1
	5	No. of Books/Text Books published in the area of expertise	5.1 By a publisher	-	-
5.2 By an author			10	-	
FCT	1	No. of publications in refereed indexed Journals including e-journals		-	7
	2	No. of publications in refereed non-indexed Journals including e-journals		-	-
	3	Conference Proceedings	3.1 No. of papers published as full papers	2	4
			3.2 No. of abstract publications	7	6
	4	No. of Book Chapters published		-	2
	5	No. of Books/Text Books published in the area of expertise	5.1 By a publisher	-	-
5.2 By an author			-	-	
FHU	1	No. of publications in refereed indexed Journals including e-journals		4	-
	2	No. of publications in refereed non-indexed Journals including e-journals		11	2
	3	Conference Proceedings	3.1 No. of papers published as full papers	2	-
			3.2 No. of abstract publications	1	2
	4	No. of Book Chapters published		-	2
	5	No. of Books/Text Books published in the area of expertise	5.1 By a publisher	7	2
5.2 By an author			-	-	

**Number of publications done by the Academic Staff – 2018 (Cont....)**

Faculty		Publication Category	Number		
			Published Local	Published Foreign	
FMED	1	No. of publications in refereed indexed Journals including e-journals	38	72	
	2	No. of publications in refereed non-indexed Journals including e-journals	14	10	
	3	Conference Proceedings	3.1 No. of papers published as full papers	2	4
			3.2 No. of abstract publications	109	59
	4	No. of Book Chapters published	1	5	
	5	No. of Books/Text Books published in the area of expertise	5.1 By a publisher	1	1
5.2 By an author			-	-	
FSC	1	No. of publications in refereed indexed Journals including e-journals	15	22	
	2	No. of publications in refereed non-indexed Journals including e-journals	4	1	
	3	Conference Proceedings	3.1 No. of papers published as full papers	3	31
			3.2 No. of abstract publications	64	72
	4	No. of Book Chapters published	3	1	
	5	No. of Books/Text Books published in the area of expertise	5.1 By a publisher	1	-
5.2 By an author			-	-	
FSOSC	1	No. of publications in refereed indexed Journals including e-journals	11	8	
	2	No. of publications in refereed non-indexed Journals including e-journals	19	12	
	3	Conference Proceedings	3.1 No. of papers published as full papers	4	9
			3.2 No. of abstract publications	47	24
	4	No. of Book Chapters published	12	-	
	5	No. of Books/Text Books published in the area of expertise	5.1 By a publisher	7	-
5.2 By an author			5	-	



## 6.2. Science and Technology Development Output – 2018

Three processes have been developed in 2018 by the Faculty of Medicine and two prototypes have been developed by the Faculty of Science.

Faculty	Name of the S & T Development Output	Status
<b>1. Development of new product/processes</b>		
FMED	Establishment of Insect rearing laboratory and facilities at the Department of Parasitology, Faculty of Medicine	Developed
	Development of Molecular Parasitology laboratory at the Department of Parasitology, Faculty of Medicine, University of Kelaniya	Developed
	Development of molecular based diagnostic protocol and services for intestinal parasites, tissue and blood parasites at the Department of Parasitology, Faculty of Medicine, University of Kelaniya	Developed
<b>2. Design Prototypes developed</b>		
FSC	1. Respiro (Air Purifying Helmet)	Developed
	2. Tea quality monitoring system	Developed

## 6.3. Detail of Patents Obtained by the University – 2018

Four patents have been filled and one patent has been received by the Faculty of Science.

Faculty	Name of the Patent	Status	
		Filed	Received
National			
FSC	1. Respiro (Air Purifying Helmet)	✓	
	2. Tea quality monitoring system	✓	
	3. A composition of water hyacinth biomass energy briquettes		✓
	4. Engineering multiple miR-shRNA molecule to knockdown dengue virus replication in transgenic <i>Aedes aegypti</i>	✓	
	5. Remotely controllable regulator connected in series with resistive and inductive loads	✓	

#### 6.4. Details of Knowledge Dissemination Programmes Held by the University – 2018

The University of Kelaniya always focuses on a wide area of academic involvement to enhance the learning and development culture of the country. Thus, every year each department organizes several knowledge dissemination programmes to general public, undergraduate or school level students. In 2018, 253 different knowledge dissemination programmes have been organized by each faculty as shown in below table.

Category of Knowledge Dissemination Programs	FCMS	FCT	FHU	FMED	FSC	FSOSC	OTHER
Conducting Workshops	15	2	4	33	22	24	34
Conducting training programs/ Field demonstrations	2	-	3	17	7	2	24
Organizing exhibitions /Public performances	-	-	4	1	5	2	-
Participating Radio /TV/ Other media programs	-	-	1	5	3	6	1
Other	2	-	3	11	3	1	16
<b>Total</b>	<b>19</b>	<b>2</b>	<b>15</b>	<b>67</b>	<b>40</b>	<b>35</b>	<b>75</b>

### Details of Knowledge Dissemination Programmes

Category	Title of the Programme	Number Participated	Target Group
<i>Faculty of Commerce and Management and Studies</i>			
Conducting Workshops	Teachers' Training Program	400	G.C.E. (A/L) Accounting and Business Studies teachers
	Advance Level Seminar Schools Student	300	Advance Level School Student
	Floriculture and Business Management	20	Flower growers training program conducted by Floriculture Research Center, Faculty of Science, University of Kelaniya
	Skills Development	200	School children
	Vani Rashmi 2018 (Richmond College Galle)	Over 400	School A/L Students (Commerce)
	Staff Development Planning	50	Police Officers
	Digital Marketing and a Glimpse to E-Commerce	30	SHE's
	Executive Development Programme	350	Corporate Sector
	Skills Development Programme	25	Indian University Undergraduates
	Digital Marketing	1000	School Children
	ICT for Business success	50	A/L business studies teachers of Sabaragamuwa Province
	Seminar in IT	70	A/L Business Studies students in Viharamahadevi Balika Vidyalaya ,Kiribathgoda
	Information Technology	150	A/L business studies teachers of Wayamba Province
	Information Technology	150	A/L business studies student of Sabaragamuwa Province
Information Technology	40	A/L ICT students of Kirillawala Maha Vidyalaya	
Conducting Training Programs	ICARE	300	National and International researchers
	Teaching Programme Department of Accountancy	100	A/L Commerce Teachers
Other	Pre-Budget Forum	150	Trade Unions, Undergraduates & Corporate Sectors
	Daily mirror Thursday paper - DME	Unlimited	Entrepreneurs, Business readers, Commerce students



Category	Title of the Programme	Number Participated	Target Group
<b>Faculty of Computing and Technology</b>			
Conducting Workshops	GCE A/L ICT Teachers Training	80	GCE A/L ICT Teachers
	Role of ICT in Teaching and Learning	70	Probationary Lecturers of Universities (SDU)
<b>Faculty of Humanities</b>			
Conducting Workshops	A/L literature Workshops - Galle	100	A/L students taking English Literature as a subject
	A/L literature Workshops - Kurunegala	60	A/L students taking English Literature as a subject
	A/L literature Workshops - Wariyapola	60	A/L students taking English Literature as a subject
	A/L literature Workshops - UoK	250	A/L students taking English Literature as a subject
Conducting training programmes/ field demonstrations	Teacher Training Workshops- Kurunegala, Colombo, Chilaw, Galle	Kurunegala - 30, Colombo- 50 Galle-100 Chilaw-40	A/L Teachers - English Literature, General English
	නඩු මෙහෙයුම් විප්ලෝමාවේ සිංහල භාෂා ශ්‍රේණිය	-	Sri Lanka Police training College – Aththidiya
	Teacher Training Programme	5	School Hindi Teachers
Organizing exhibitions /Public performances	Discussion forum on the film "Him, Her, the Other" at Sri Lanka Broadcasting Cooperation	100 each	Staff members of SLBC and University Lecturers and students
	Discussion forum on the film "Him, Her, the Other" at University of Kelaniya		
	Discussion forum on the film "Him, Her, the Other" at University of Ruhuna		
	Discussion forum on "Demons in Paradise" at the University of Ruhuna		
Other (Specify)	Galle Literature Festival- Panel of Judges and moderated discussion with writers nominated for the final prize	300	Writers and general public
	Panelist at Panel Discussion on Sri Lankan writing in English	30	Writers and general public
	සංස්කෘතික කටයුතු දෙපාර්තමේන්තුව, ලේඛකයන් දැනුවත් කිරීම	200	2018 වසරේ ශ්‍රී ලංකා රජයේ ආධුනික ලේඛක ප්‍රජාව

Category	Title of the Programme	Number Participated	Target Group
<b>Faculty of Medicine</b>			
Conducting Workshops	Hands on experience in analyzing Human skeletal remains	25	University undergraduates
	Health education for elders	70	over 70 years people
	Workshop for clinical practice(i)	40	general practitioners
	Workshop for clinical practice(ii)	36	general practitioners
	Workshop on Mammalian Cell Culture techniques	20	Postgraduate trainees
	Cell culture techniques	20	Personnel in the biomedical field
	Thalassemia awareness and screening programmes (4 programmes)	300 for each	School children and factory workers
	Working with disorders of voice	Approximately 60	Working speech and language therapists
	Be a transformational parent	50	Parents
	Principles and procedures in speech and swallowing therapy	Approximately 20	ENT Registrars
	Multi-disciplinary approach to stroke rehabilitation	Approximately 80	MDT professionals
	Practical interventions for children with ASD	Approximately 25	Working speech language therapists
	Sri Lanka Cerebral Palsy Register session with CP Lanka Team - session on communication and dysphagia	Approximately 50	Healthcare professionals
	From policy to practice: bridging the gap, invited keynote speaker at the Forum on inclusion of persons with disability into the labor market	Approximately 60	private-sector companies, disability-rights organizations, special schools
	Hearing conservation	Approximately 40	Factory workers with high noise exposure
	Student transferring of skills workshop "Arawindodaya"	Approximately 30	Parents
	Student transferring of skills workshop "PipenaKusum"	60	Biyagama educational zone preschool teachers
	Student transferring of skills workshop in Polonnaruwa	Approximately 50	Parents
	Student transferring of skills workshop in Mannar	Approximately 18	School teachers
	Student transferring of skills workshop in Thihariya	15	School teachers
	Student transferring of skills workshop in Kandy	Approximately 30	School teachers
	Student transferring of skills workshop in Kurunegala	Approximately 35	Parents
Community training workshops under the auspices of the Sri Lanka Association for Child (Development,	Approximately 50	Parents	
Primary and Special Education teacher training on awareness and capacity building for detection and intervention of children with learning difficulties under the auspices of the Sri Lanka Association for Child Development,	Approximately 25	Special education teachers	
01 day workshop on development of undergraduate curriculum on medical certification of death, organized by the Ministry of Health held on 6th December at Jetwing, Colombo 7			

Category	Title of the Programme	Number Participated	Target Group
Conducting Workshops	Type of injury & Regional injuries, Regional injuries & Complex injuries (03 hours lecture on each topic)	50	Police officers undergoing Higher Diploma in Crime Investigation
	Awareness on Antibiotic resistance	200	Doctors
	Infection control workshop	40	Nurses
	Applied Statistics in Medical Research: Regression Analysis	40	University academics and researchers
	Substance prevention program	400	School Children, Villagers
	Training Field Consultants in Substance Abuse Prevention	75	School children
	Detecting Mental Health Issues in children	50	Primary school teachers
	Career guidance program	800	School children
Conducting training programmes/ field demonstrations	Sports Medicine training programme	245	PGIM trainees
	Genetic services and Counselling	-	Genetic services need people
	Training programme in Ophthalmologist	-	PGIM trainees
	Orofacial maxillofacial session guest lecture	100 each	MS Part 1 training programme , MD part I Ophthalmology training, MD sports medicine training programme
	Basics on Mammalian cell cultures	80	Undergraduate students from Uvawellassa University
	Cell culture techniques	80	Undergraduate students
	Dysphagia : Assessment and intervention (online lesson)	Approximately 140	Working speech and language therapists
	Training workshop series on typical development and introducing with preschool screening tool.	120	Preschool teachers
	Clinical supervisors' gathering	55	SLT'S and Audiologists
	Type of injury & Regional injuries, Regional injuries & Complex injuries (03 hours lecture on each topic)	50	Police officers undergoing Higher Diploma in Crime Investigation
	Sex, Gender & Effect of gender perceptions to SGBV, SGBV, Sexual assault Forensic Ex & Duty of Police officer, Legal aspects & Domestic violence (04 hour lecture on each topic)	-	Police officers
	The Influence of Alcohol, Crime scene Investigation, Deaths due to Asphyxia and Drowning, Sudden death (04 hour Lecture on each topic)	50	Police officers undergoing Higher Diploma in Crime Investigation
	Sample collection, Ethics, Toxicology(03 hours lecture on each topic)	50	Police officers undergoing Higher Diploma in Crime Investigation
Identification, Death, Circumstance of death and Sample collection for forensic pathology and laboratory test, Deaths due to poisoning, Medical ethics and Organ transplantation(4 hour lecture on each topic)	50	Police officers undergoing Higher Diploma in Crime Investigation	

Category	Title of the Programme	Number Participated	Target Group
Conducting training programmes/ field demonstrations	Sudden natural deaths, Asphyxia and Drowning, Scene of Crime, Alcohol (03 hour lecture on each topic)	50	Police officers undergoing Higher Diploma in Crime Investigation
	Arranging Trainee Day for Medical Microbiology Trainees	28	Postgraduate Trainees in Medical Microbiology
	Psychiatry Examiner Training workshop - PGIM Colombo	-	PGIM - Post Graduate Psychiatric Examiners (MD Psych)
Organizing exhibitions /Public performances	Session on Dengue disease and vector identification at the Green Workshop conducted by the University of Kelaniya	70	School students
Participating Radio /TV/ other media programmes	Rupavahini - Nugasevana	Unlimited	Health TV programme for public
	"Meet your doctor" Sri Lanka Broadcasting Corporation	Unlimited	Public
	Newspaper article titled as 'Strengthen our children to go forth with courage' in Dinamina-Senehasa published on 1st of October, 2018.	Unlimited	Public
	"Panda Baby - Baba SuwenMawaSathutin"	Unlimited	Public
	TV Programme - Prevention of Substance Abuse	Unlimited	Public
Other	Hands on Mammalian Cell Culture techniques	15	-
	Visit of medical team at Waltrim care center -Lindula	21	Children with special needs
	Future directions for instrumental swallowing assessments ( Inter professional discussion)	Approximately 25	For healthcare professional bodies and professionals involved in dysphagia management
	Workshop on Dilemmas in Ethics at the Sri Lanka Medical Association on 14th May, 2018 organized by the Forum for Ethics Review Committees in Sri Lanka Academic Sessions of College of Forensic Pathologists of Sri Lanka on 14th December at Solis Hotel, Pitakotte	-	Medical Officers
	Plenary Lecture titled "Role of histopathology in Forensic Medical Practice"	-	Forensic Pathologists
	Oration, "Vulnerable Road User Fatalities and Alcohol Intoxication in road traffic accidents in Sri Lanka: The Role of the Forensic Pathologist" on 17th Annual Academic Sessions of College of Forensic Pathologists of Sri Lanka on 13th December, 2018	-	Forensic Pathologists in Sri Lanka
	Invited speech on research findings on how "Unnatural female deaths are reported in Newspapers in Sri Lanka" at the sectorial oversight committee on Woman and Gender on 15th July 2018 at the Parliament of Sri Lanka, Sri Jayawardhanapura, Kotte,	-	-

Category	Title of the Programme	Number Participated	Target Group
Other	02 hour session on GBV/SGBV JMO response and way forward on Seminar for Judicial Medical Officers on GBV on 24th February, 2018 JAIC Hilton-Colombo organized by the WIN	-	Judicial Medical Officers
	Better environmental management for control and prevention of Dengue, organized by the Environment Committee of the Sri Lanka Association of Advancement of Science	120	School students
	School Lectures - Human Sexuality	300	School Children
	School Lectures - Substance Abuse	300	School Children
<b>Faculty of Science</b>			
Conducting Workshops	Teachers training Programme (Southern Province) - G C E A/L Biology Syllabus	100	Teachers
	Workshops for Teachers – 7 workshops	350	School IT teachers
	Advanced Level Students' Mathematics Day	130	School Children
	Standard Microbiological Analysis of Food	10	Laboratory Technical Staff of a Research Institute
	Workshop on Bayesian Change point Students	12	Honors degree students
	Workshop on Data Science using R	21	Undergraduates, Professionals of Industry & Academia
	Workshop on Big Data Analytics & Applications	51	Undergraduates, Professionals of Industry & Academia
	Workshop on Natural Language Processing	25	Undergraduates, Professionals of Industry & Academia
	Workshop on Artificial Neural Networks	46	Undergraduates, Professionals of Industry & Academia
	Workshop on Practical Machine Learning	38	Undergraduates, Professionals of Industry & Academia
	Workshop on Databases and Data Warehousing	24	Undergraduates, Professionals of Industry & Academia
	Curriculum Development and Curriculum Revision Workshop	10	Undergraduates, Professionals of Industry & Academia
	Workshop on Practical Machine Learning	40	Undergraduates, Professionals of Industry & Academia
	Training Workshop for postgraduate students (Research Philosophy; Identifying and Conceptualizing Research Problem)	50	PhD and MPhil students
	Training Workshop for postgraduate students (Designing a Research Problem)	15	PhD and MPhil students
	Training Workshop on scientific paper writing and statistical analysis	50	Aqua culturists and Scientists of NAQDA and NARA
	International Training Course on the field sampling and Identification of Ants	25	Graduates of Zoology & Entomology, Undergraduate Students, Entomology Teachers,
Research paper writing skills for young Scientist	110	Scientist	

Category	Title of the Programme	Number Participated	Target Group
Conducting Workshops	I Go Green 2018 - Environment awareness camp, University of Kelaniya	200	School Children
	Implementation of Green concept in Higher Education Institute	68	Probationary lectures, University of Kelaniya
	Introducing Sustainability Concepts in to Industries in Sri Lanka	74	Faculty of Management and Finance – University of Colombo
	One day workshop on “ Plastic pollution and Environment”	500	Grade 9, 10 students, D.S. College, Colombo,
Conducting training programmes/ field demonstrations	Nursery Management and Tissue Culture - Conducted by Floriculture Research Center	18	Plant Growers
	Conducting training programmes/ field demonstrations	100	1 <sup>st</sup> year Students
	Certificate Course in Introductory Statistics	25	Teaching Assistants of the State Universities
	Workshop on Statistical Data Analysis	100	Fourth year Research students
	Bonsai techniques	15	Small growers, florists
	Tissue culture techniques	125	Interested individuals, florists, small growers,
	Modern techniques in horticulture	15	Small growers, florists
Organizing exhibitions /Public performances	IT Exhibition	100	University students
	A panel discussion on “Oil palm cultivation in Sri Lanka: Is it sustainable”	50	Interested parties, environmentalists, planters
	Expert dialogue on “Bridging the gap between scientific findings and decision making in the forestry sector”	30	Representatives from Ministry of Environment, Irrigation department, Forest department, Wildlife department, Experts in the forestry sector, Environmentalists
	Expert dialogue on Agriculture	50	Representatives from Ministry of Agriculture, Irrigation Department, Department of agriculture, All other departments under the Ministry of Agriculture
	Awareness programme on solid waste management	75	School children
Participating Radio /TV/ other media programmes	About Leishman’s vector control ( Ran FM )	Unlimited	Public
	"Rise & Shine" program Sustainability extension to the society (eye channel and Sri Lanka Rupavahini)	Unlimited	Public
	"Sanhinda" program Sustainability extension to the society (eye channel and Sri Lanka Rupavahini)	Unlimited	Public
Other (Specify)	Mathematics Quiz Competition- paramount 2K18	110	School Children
	Industrial Modeling Week	153	Third year students
	Data Science Marathon	42	Third year & Fourth year undergraduates

Category	Title of the Programme	Number Participated	Target Group
<i>Faculty of Social Sciences</i>			
Conducting Workshops	National Archaeology day 2018	100	School children
	Opportunities Beyond Sportsmanship	-	-
	Wellness Navigation - 2018	200	School children and teachers
	Leadership training Programme - 2 days	206	School children and teachers - Sanghamitta College Galle
	Discussion about Muthurajawela wetland conservation strategies	200	All who were participated
	Sharing experience, Seminar for the O/L Students	35, 1200	Myanmar monks, School Children
	Workshop for Logic Teachers	100	School Teachers
	Appreciation of Samanera Bhikshu	50	Samanera Bhikkhus
	Counselling Skills Training	240	Diploma Students
	Counseling for Youth	300	School Children
	Personality Development	-	Police Officers
	Essential Soft Skills and Abilities make a Successful Police Officer	-	Police Officers
	Importance of Balance Personality for the Police Officer	-	Police Officer
	Workshop for A/L Political Science Teachers under the revised Political Science Syllabus	75	A/L Political science teachers in Puttalam District
	Prosthetic Make up Workshop	50	Undergraduates
	Documentary making Workshop	50	Undergraduates
	Multi Camera Workshop	100	Undergraduates
	Research Methodology	100	Undergraduates
	Advertising Workshop	100	Undergraduates
	Entrepreneurship Workshop	100	Undergraduates
	Teachers Training Programme - Sri Lanka Press Council	800	School Teachers
Film Workshop	100	Undergraduates	
Blended learning Workshop	80	School IT teachers and University Staff	
Print Media Workshop	100	Undergraduates	

Category	Title of the Programme	Number Participated	Target Group
Conducting training programmes/ field demonstrations	Field Research for final year undergraduates	40	Final Year undergraduates of Department of Social Statistics
	Teachers Training Programme	200	School Teachers
Organizing exhibitions /Public performances	History for better future	Unlimited	School children
	"Alambana" Photography Exhibition	Unlimited	University Undergraduates
Participating Radio /TV/ other media programmes	Liya Peha Saraniya -SLBC	Unlimited	Public
	Jathika Pasela, Sithija (Radio), Sangadikarana ITN,99 minutes	Unlimited	School Children, General Public
	Reduction of Mental Stress – Nuga Sweana Rupawahini TV Programme	Unlimited	Public
	"Soduru Agchadayakaya" - ITN, Morning Programs –Sirasa Tv/ Swarnawahini	Unlimited	Public
	"Karma" - TV programme – Derana Tv- 3 programmes, Lak FM - 4 radio Programmes (Dumbara Padura)	Unlimited	Public
	Morning Programmes - ITN/ SLRC	Unlimited	Public
Other	Guest Speaker Humanity beyond religion	300	Muslim religious leaders
<b>Career Guidance Unit</b>			
Conducting Workshops	Workshop on Career Guidance	14	Undergraduates of the University
	Awareness workshop for 'Upadhidari Vyawasayaka Udanaya'- Part2	51	Graduates and Undergraduates of the University
	CV Workshop	175	Undergraduates of the University
Conducting training programmes/ field demonstrations	2 day Training program 01-'Upadhidari Vyawasayaka Udanaya' –Part 2	22	Graduates and Undergraduates of the University
	2 day Training program 01- 'Upadhidari Vyawasayaka Udanaya' –Part 2	22	Graduates and Undergraduates of the University
	Workshop on Career Guidance 'After the University Education'	140	Undergraduates of the University
Other (Specify)	Entrepreneurship Development Program (Part I) (Upadhidari Vyawasayaka Udanaya)	9	Graduates and Undergraduates of the University
	Interview of 'Upadhidari Vyawasayaka Udanaya'-Part 2	21	Graduates and Undergraduates of the University
	Providing funds for skill development facilities to entire undergraduates, covering each department, units and the centers of the university	11 Departments	Undergraduates of the University
	Online Career Guidance System	-	-



Category	Title of the Programme	Number Participated	Target Group
<b>National E- Learning Centre</b>			
Conducting Workshops	National Workshop Blended Learning Workshop	145	School teachers and university academics
Conducting training programmes/ field demonstrations	Using social media for education	60	School teachers
	Workshop on e- learning content development	30	School teachers
<b>Centre for Gender Studies</b>			
Conducting Workshops	Inter-University Festival Celebrating Gender Equity and Equality – Phase III	Approximately 250	Undergraduates
		Approximately 700	School Children
		-	Public Spectators
	Gender Awareness Programs in Wayamba University of Sri Lanka	-	Academic staff and first year students
Other	Gender Debates	-	Undergraduates and students of the National Police Academy
	Ragging Awareness Program – “රැග සහ අපි”	-	Students of University of Kelaniya
	“ආදරය සහ මනුෂ්‍යත්වය” - “Love and Humanity”	310	Students in hostels
<b>Centre for Heritage Studies</b>			
Conducting Workshops	“Analysis of Human Skeletal Remains”	38	Undergraduate Students, Postgraduate Students, Researchers, and General public interested in Heritage Studies
	“Google Maps for Heritage Researchers with introduction to Google Map’s Local Guides Program”	49	
	“Potential Usage of Literary Sources for Heritage Studies”	55	
Heritage Lecture Series	The Significance of Sinhala Language as a Heritage	100	
	An Identification of Padhanagara Monasteries as Jain Theerthakarama	60	
	D. B. Jayatilake Memorial Lecture	50	
	Early Iron Age in South Asia with special reference to the Megalithic Culture in Indian Subcontinent	75	
	Cultural Heritage of Pondicherry	100	
	An Introduction to Stone Tool Technology	60	
	Great Heroes of 1818 Rebellion	100	
Rathnagiri- Resourcing & Reclaiming Buddhist Art & Art Style in India & Beyond	80		

Category	Title of the Programme	Number Participated	Target Group
<b>Information and Communication Technology Center</b>			
Conducting Workshops	Training on Web Updating	51	Non Academic Staff
<b>Communication and Media Unit</b>			
Conducting Workshops	Workshop for Provincial Journalists	37	Provincial Journalists in Kelaniya&Gampaha
Conducting training programmes/ field demonstrations	Internship for Undergraduates	3	BA (Special) Mass Communication Undergraduates
<b>Research Support Center – Faculty of Medicine</b>			
Conducting Workshops	Applied Statistics in Medical Research: Regression Analysis	40	Researchers
<b>Research Services Center – Faculty of Science</b>			
Workshops	Workshop on Geo Statistics	21	Researches from various local institutes
	3-day Workshop on Drinking and waste water analysis Techniques	10	Scientists from industry
	Workshop on Actuarial Mathematics	25	Special Degree students in Mathematics
	Workshop on Introductory Statistics	22	Graduate students
	2-day Workshop on Data Science	110	Undergraduate & postgraduate students and academics from local universities
	Training workshop on Practical Machine Learning	30	
	4-day training Workshop on Good Laboratory Practices	8	Laboratory Staff of Ansell Lanka (Pvt) Ltd.
	A/L Chemistry Practical sessions for Viharamahadevi BalikaVidyalaya, Kiribathgoda	150	A/L Science Students
	Workshop on Literature survey, Proposal writing and statistical sampling	83	Research students (Faculty of Science)
	Workshop on Statistical Data Analysis	36	Research students (Faculty of Science)
	Workshop on Mathematics in Use	30	Special Degree students in Mathematics
	Workshop on Dissertation writing and oral presentation	76	Research students (Faculty of Science)
Research Seminar on Fundamentals of Analytics & Applications	40	Special Degree students in Mathematics	
Training and Awareness programmes	Training programme for the A/L Chemistry teachers	35	Teaches in Kelaniya Educational Zonal.
	USA University Fair 2018 organized jointly with the United States –Sri Lanka Fulbright Commission	95	Undergraduate and postgraduate students of the university and junior academic staff members

Category	Title of the Programme	Number Participated	Target Group
Other	Consultancy for Ceylon Tobacco Company	-	-
	Postgraduate Research Colloquium 1-June	15	Postgraduate students & academic staff of the Faculty
	Postgraduate Research Colloquium 2-July	20	
	Postgraduate Research Colloquium 3-August	22	
	Postgraduate Research Colloquium 4-September	15	
	Postgraduate Research Colloquium 5-November	23	
Postgraduate Research Colloquium 6-December	10		
<b>Research Council</b>			
Conducting Workshops	The awareness programme on Scopus and Scival	100	Research Intelligence Team, Research Managers, Directors of Research Centers and Other Academic Staff Members.
Conducting training programmes/ field demonstrations	A technical session on the case Scopus & SciVal facilities for publishing research.	100	Research Intelligence Team, Research Managers, Directors of Research Centers and Other Academic Staff Members.
Seminar	Researching towards National Development & Commercialization.	100	Research Intelligence Team, Research Managers, Directors of Research Centres and Other Academic Staff Members.
Conference	Elsevier and University of Kelaniya (UoK) co-hosted - Research Connect Conference - "Building World Leading Research Universities"	120	Over 50 leading Vice Chancellors, Vice Presidents of Research, Research Managers and Research Administrators from higher educational Institutes of regional countries and all the state and some private sector universities, National Science Foundation (NSF), National Research Council (NRC) of Sri Lanka
<b>Staff Development Center</b>			
Conducting Workshops	Social Media Application For Improving Professional Efficiency For Administrative Officers.	50	Administrative officers
	Workshop On New Taxes Structures For The Academic And Non-Academic Staff.	200	Non-Academic Staff
	Workshop On Effective Handling the Technical Equipment for Non-Academic Staff	35	Non-Academic Staff
	Workshop On Green Concept.	58	Non-Academic Staff
	Workshop on How to receive financial Grants on image building Activities of Academic Department (CESBID)	57	Academic Staff
	Workshop on Inventory Management	128	Non-Academic Staff

Category	Title of the Programme	Number Participated	Target Group
<b><i>Staff Development Center</i></b>			
Conducting training programmes/ field demonstrations	20 <sup>th</sup> Cycle for Probationary Lectures	60	Probationary Lectures
	Out Bound Training Programme for Non-academic staff	279	Non-academic staff
	Special Orientation program for Newly recruited Academic Staff	48	Academic Staff
	Fire safety program for Non-Academic staff	40	Non-Academic staff
<b><i>Sustainability Solutions Center</i></b>			
Conducting Workshops	Implementation of “Green Concept” in the University	56	Non-academic staff members
	3R Concept and water conservation	22	foreign members of AIESEC
Conducting training programmes/ field demonstrations	Dengue and Waste Management Practices for Households in Ragama.	50	Households in Ragama
	Solid Waste Management	15	Volunteers of Gapper Environment Foundation, Shanghai, China
Participating Radio /TV/ other media programmes	Environmental Sustainability extension “I go Green 2018”	2	Public
Other	GREEN WALK 2018	88	Public
	Mangrove clean- up programme	30	Villagers surrounded the Negombo estuary

### 6.5. Awards Received by the University – 2018

Following table shows various awards received by the University of Kelaniya, its staff and students in the year of 2018.

Award category	Name of the Award	National/ International	Description of the award	Name of the awarder and country	Name/s of the recipient (Student/Staff/)
<b>Faculty of Commerce and Management Studies</b>					
Research	Best paper presentation	International	Best paper presentation	India	Prof.(Mrs.) S.S.Weligamage
	Best paper presentation	International	Best paper presentation	India	Prof.(Mrs.) R.P.C.Ranjani
National /Community Projects and Contributions	Best Finance Team	International	Best Finance Team	India	MadhusaDissanayaka/JayaniChathurika/Thilini Thilakarathne/NisalDinuka
	CFA Research Challenge- 1st Runners Up	National	1st Runners Up	Sri Lanka	UvinduGallage/HasanthaMeeriyagalla/Naomi De Mel/ChiranthiThilakarathne/Devin Yasas
Sports	Colours Awards	National	The best performance of the Carom	University of Kelaniya, Sri Lanka	Y P M Mendis, M D S I Rathnasiri, G D L Lakshan
	Colours Awards	National	The best performance of the Net Ball	University of Kelaniya, Sri Lanka	GimhaniRansimala, P G G R Madushani
	Colours Awards	National	The best performance of the Net Ball	University of Kelaniya, Sri Lanka	J A C D Appuhami, I N Dissanayake,
	Colours Awards	National	The best performance of the Basket Ball	University of Kelaniya, Sri Lanka	ImalshaDilshani
	Colours Awards	National	The best performance of the Foot Ball	University of Kelaniya, Sri Lanka	W M I Prasad
	Colours Awards	National	The best performance of the Base Ball	University of Kelaniya, Sri Lanka	H K G Nithyananda
	Colours Awards	National	The best performance of the Badminton	University of Kelaniya, Sri Lanka	R M B L Ranasinghe, T L F De Zoysa
	Colours Awards	National	The best performance of the Track & Field	University of Kelaniya, Sri Lanka	R A R Sathsara
	Colours Awards	National	The best performance of the Cricket	University of Kelaniya, Sri Lanka	H S R Indrarathne, K R U Kaushan

<b>Award category</b>	<b>Name of the Award</b>	<b>National/ International</b>	<b>Description of the award</b>	<b>Name of the awarder and country</b>	<b>Name/s of the recipient (Student/Staff/)</b>
Sports	Colours Awards	National	The best performance of the Tennis	University of Kelaniya, Sri Lanka	Y S Y De Silva
	Colours Awards	National	The best performance of the Weight Fitting	University of Kelaniya, Sri Lanka	T A S Soyza, G P I S M Pieris
	Colours Awards	National	The best performance of the Hokey	University of Kelaniya, Sri Lanka	T K U Ravishanka, H S Sandaruwan, W A C S Abeykoon
	Colours Awards	National	The best performance of the Elle	University of Kelaniya, Sri Lanka	D S S De Soyza, D M C M Bandara
	Colours Awards	National	The best performance of the Judo	University of Kelaniya, Sri Lanka	U K N NThirana
	Colours Awards	National	The best performance of the Rugby	University of Kelaniya, Sri Lanka	D M C M Bandara
<b>Faculty of Humanities</b>					
Other	AHEAD Project (TI Wickramarachchi)	International	AHEAD Project	World Bank	Faculty ( Member of the writing team
	සේවාආයතන	National	ශ්‍රී ජ'පුර ප්‍රදීප 2018		ජ'පුර සරසවියෙන් බිහි වූ කලාවට සම්බන්ධ 40 දෙනෙකු තෝරා ගෙන ඇත.
<b>Faculty of Medicine</b>					
Research	SLMA prize for best poster presentation	National	SLMA scientific sessions 2018	SLMA, Sri Lanka	Perera DP, Withana SS, Mendis K, Kasunjith DVT, Jayathilaka WTS, Wickramasuriya SW,(faculty) Govinthadas S, Kalansooriya R, Welhenage C (students)
	Presidential Awards for Scientific Publications	National	research papers published in high impact journals	His Excellency the President of Sri Lanka	Staff
	Presidential Awards	National	Presidential Awards	President-Sri Lanka	Asita de Silva
	VC award	National	VC award	VC-University of Kelaniya	Asita de Silva
	The Best Oral Presentation	National	Awarded for the abstract title: Gastric motility and cardiovascular autonomic function in trained athletes: a prospective, case controlled study. Physiological Society of Sri Lanka	The Physiological Society of Sri Lanka	Warnakulasuriya T, Luke D, Devanarayana NM (Department of Physiology)

Award category	Name of the Award	National/ International	Description of the award	Name of the awarder and country	Name/s of the recipient (Student/Staff/)
Research	President's Awards for Scientific Publication 2016.	National	Awarded on 18th November 2018	The National Research Council of Sri Lanka	Prof. Niranga M. Devanarayana (Department of physiology)
	President's Awards	national	Awarded on 18th November 2018.	National Research Council of Sri Lanka	Prof. Deepthi de Silva
	Presidential	National	Faculty of Medicine	Sri Lanka	Prof. S. S. Williams
	Research Grant of the Sri Lanka Medical Association 2018	National	Research Grant of the Sri Lanka Medical Association 2018	Sri Lanka	Dr. A. Rodrigo
	Highest Publications	National	Faculty of Medicine	University of Kelaniya, Sri Lanka	Dr. W. M. M. L. Chandradasa
<b>Faculty of Science</b>					
Research	SUSRED Awards	National	Ph D research supervision	National Science Foundation	Prof K P Abeywickrema
	Two - SUSRED Awards	National	Ph D research supervision	National Science Foundation	Dr B T S D P Kannangara
	President's award	National	President's award		Prof M D Amarasinghe
	Vice-Chancellors Award	National	Vice-Chancellors Award		Prof M D Amarasinghe
	Best Research Award	National	Best Research Award	IASSL, Sri Lanka	N.M.Udumulla(1st Place)
	Best Research Award	National	Best Research Award	IASSL, Sri Lanka	M.S.M.S.Kumara(2nd palce)
	Best Research Award	National	Best Research Award	IASSL, Sri Lanka	U.B.N.Pushpakanthi(3rd place)
	SLASS Postgraduate Research Award 2018 (merit) for Section E1	National	SLASS Postgraduate Research Award 2018 (merit) for Section E1	SLASS	Dr. N.V. Chandrasekara
	Prof. V K Samaranayake Memorial Inter University Quiz Competition	National	Prof. V K Samaranayake Memorial Inter University Quiz Competition	STAT CIRCLE, University of Colombo, Sri Lanka	Mr. A.J. Ekanayake, Ms. L. Liyanage, Ms. P.V.G.M.P. Madushani and Mr. D.H.N. Perera
	Presidential awards for scientific publications	National	President's Awards for Scientific Publication to recognize Sri Lankan Scientists	Presidential awards for scientific publications, Sri Lanka	Prof. A. Pathiratne
	SUSRED Award PhD	National	Support scheme for Supervision of Research Degree	National Science Foundation of Sri Lanka	Prof. A. Pathiratne
SUSRED Award MPhil	National	Support scheme for Supervision of Research Degree	National Science Foundation of Sri Lanka	Prof. A. Pathiratne	

<b>Award category</b>	<b>Name of the Award</b>	<b>National/ International</b>	<b>Description of the award</b>	<b>Name of the awarder and country</b>	<b>Name/s of the recipient (Student/Staff/)</b>
Research	Vice chancellor's award for top 10 scientists in University of Kelaniya	National	VC's annual award ceremony	VC's award, Sri Lanka	Prof. US Amarasinghe
	Vice chancellor's award for publishing the highest number of papers in reputed journals from the Faculty of Science	National	VC's annual award ceremony	VC's award, Sri Lanka	Prof. US Amarasinghe
	Senate awards	National	Senate awards for scientific publications (09)	Senate awards, University of Kelaniya, Sri Lanka	Prof. US Amarasinghe
	Vice chancellors awards	National	Vice chancellors awards for volunteers service to the University of Kelaniya	VC's award, Sri Lanka	Prof. U.P.K. Epa
<b><i>Faculty of Social Sciences</i></b>					
Sports	Sri Lanka University Sports Awards	National	SLUSA Colours for winning gold medals in inter university games in Sri Lanka and Special award for gold medal in 42nd Sri Lanka National Taekwondo Championship and silver medal in Sri Lanka Taekwondo Federation Championship 2016	University Sports Association	KWD Sandamali
	Sri Lanka University Sports Awards	National	SLUSA Colours for inter university performance in Taekwondo and Special award for winning bronze medal in 43 <sup>rd</sup> Sri Lanka National Taekwondo Championship 2017	University Sports Association	RLA Vishvani
	Sri Lanka University Sports Awards	National	SLUSA Colours for inter university performance in Hockey	University Sports Association	MNM Wickramanayaka
	Sri Lanka University Sports Awards	National	SLUSA Colours for inter university performance in Elle	University Sports Association	MAD Fernando
	Sri Lanka University Sports Awards	National	SLUSA Colours for inter university performance in Athletics	University Sports Association	KGDN Nawarathna



## 7. Student Welfare Facilities

The University of Kelaniya has provided a lot of facilities for the well-being of the students. Hostel facilities, Mahapola and Bursary grants for students are major welfare activities of the University. Moreover, she has given the students opportunities to shape up their talents each year, introducing the “කලණ - Sprout 2018” for the second time.



## 7.1. Hostel Facilities – 2018

The University provides hostel facilities to a considerable number of students. In 2018, 45% of students of the University has received hostel facilities.

### a. Number of Student Who Satisfied and Received Hostel Facilities - 2018

Faculty	Batch Year	Year of Intake	No. of Students Registered	No. of Students satisfy the selection criteria for hostels	No. of students received Hostel facilities		
					Male	Female	Total
FCMS	1	2016/17	699	286	81	205	286
	2	2015/16	582	154	14	140	154
	3	2014/15	529	90	0	90	90
	4	2013/14	519	162	0	162	162
<b>Total</b>			<b>2329</b>	<b>692</b>	<b>95</b>	<b>597</b>	<b>692</b>
FCT	1	2016/17	213	78	57	21	78
	2	2015/16	157	20	13	7	20
<b>Total</b>			<b>370</b>	<b>98</b>	<b>70</b>	<b>28</b>	<b>98</b>
FMED	1	2016/2017	219	219	80	135	215
	2	2015/2016	202	212	57	115	172
	3	2014/2015	200	189	56	124	180
	4	2013/2014	224	220	53	161	214
	5	2012/2013	171	171	64	101	165
	5	2011/2012	190	190	64	112	176
<b>Total</b>			<b>1206</b>	<b>1201</b>	<b>374</b>	<b>748</b>	<b>1122</b>
FSC	1	2016/17	700	199	72	127	199
	2	2015/16	546	78	38	40	78
	3	2014/15	520	41	20	21	41
	4	2013/14	170	115	21	94	115
<b>Total</b>			<b>1936</b>	<b>433</b>	<b>151</b>	<b>282</b>	<b>433</b>
FHU and FSOSC	1	2016/17	1526	791	111	680	791
	2	2015/16	1390	595	32	563	595
	3	2014/15	1426	595	1	594	595
	4	2013/14	1057	724	8	716	724
<b>Total</b>			<b>5399</b>	<b>2705</b>	<b>152</b>	<b>2553</b>	<b>2705</b>
<b>Grand Total</b>			<b>11240</b>	<b>5129</b>	<b>842</b>	<b>4208</b>	<b>5050</b>

**b. Permanent Hostels**

The University has 11 permanent hostels as at December 31, 2018. In these hostels total of 3,405 students have been occupied.

Name	Location	Year Established	Capacity		No. Occupied		Fee per student per year
			Male	Female	Male	Female	
Bandaranayaka	Internal	1965	-	526	-	581	1,100.00
Viharamahadevi	Internal	1997	-	212	-	223	1,100.00
Sangamitta	Internal	1997	-	212	-	229	1,100.00
Hemachandra Rai	Internal	2000	-	200	-	216	600.00
EW-Adikaram	Internal	2000	-	140	-	198	600.00
EdiriweeraSarathchandra	Internal	1993	-	108	-	124	600.00
GunapalaMallalasekara	Internal	1996	-	153	-	167	600.00
Sir DB Jayathilaka	Internal	2015	-	495	-	497	600.00
Rev Dharmarama	Internal	2015	-	485	-	475	600.00
CWW Kannangara	External		738	-	347	-	600.00
YakkaduwePrangnarama	External		295	-	348	-	1,100.00

### c. Rented Facilities

As of December 31, 2018, the University has rented 6 premises for hostel facilities and 910 students are accommodated in these hostels.

Location	Rental Cost per year	No. occupied (As at 31st December 2018)			Fee per student per year
		Male	Female	Total	
Soma Guna Mahal	2,580,000.00	-	269	269	600.00
Bulugaha Junction	2,370,000.00	-	223	223	600.00
Mahara Junction	1,260,000.00	-	113	113	600.00
SeevalaiMawatha	990,000.00	-	103	103	600.00
HedaViduhalmawatha	1,414,000.00	-	42	42	600.00
Koholwila	1,262,500.00	80	-	80	600.00

### 7.2. Mahapola and Bursary Scholarships – 2018

Undergraduates with financial difficulties are provided with Mahapola and bursary scholarships.

Faculty	Year of Intake	Year of Study	No. of Students Received	
			Mahapola	Bursary
FCMS	2016/17	1	429	37
	2015/16	2	388	35
	2014/15	3	373	33
	2013/14	4	259	84
FCT	2016/17	1	106	9
	2015/16	2	75	7
FSC	2016/17	1	194	123
	2015/16	2	137	93
	2014/15	3	160	114
	2013/14	4	80	20
FHU and FSOSC	2016/17	1	968	115
	2015/16	2	841	127
	2014/15	3	922	110
	2013/14	4	649	164

## 8. Sports Activities – 2018



The University offers facilities and trainings on 23 sports events to the undergraduates. She has 38 teams, including 764 students in the University representative teams while 1,888 students are involved in competitive and recreational level sports. The University of Kelaniya has secured the 4<sup>th</sup> place in the Inter- University Championship 2018.

**8.1. Sports Facilities**

- |         |    |    |   |
|---------|----|----|---|
| Indoor  | 04 | 1. | Student Centre Gymnasium                                |
|         |    | 2. | Gymnasium, Faculty of Medicine, Ragama                  |
|         |    | 3. | Strength Training Centre, Kelaniya                      |
|         |    | 4. | Strength Training Centre, Kannangara Hostel premises    |
| Outdoor | 08 | 1. | Main Ground, Kelaniya                                   |
|         |    | 2. | Ground No. 2, Kelaniya                                  |
|         |    | 3. | Outdoor Basketball Court                                |
|         |    | 4. | Tennis Court  |
|         |    | 5. | Outdoor Volleyball Court 1                              |
|         |    | 6. | Outdoor Netball Court                                   |
|         |    | 7. | Outdoor Basketball Court, Faculty of Medicine           |
|         |    | 8. | Outdoor Netball & Volleyball Court, Faculty of Medicine |

## 8.2. Sports Events of the University

1.	Badminton	(Men & Women)	13.	Rugger	(Men)
2.	Baseball	(Men)	14.	Scrabble	(Men & Women)
3.	Basketball	(Men & Women)	15.	Swimming	(Men & Women)
4.	Carom	(Men & Women)	16.	Table Tennis	(Men & Women)
5.	Chess	(Men & Women)	17.	Taekwondo	(Men & Women)
6.	Cricket	(Men & Women)	18.	Tennis	(Men & Women)
7.	Elle	(Men & Women)	19.	Track & Field	(Men & Women)
8.	Football	(Men)	20.	Volleyball	(Men & Women)
9.	Hockey	(Men & Women)	21.	Weightlifting	(Men)
10.	Judo	(Men & Women)	22.	Wrestling	(Men)
11.	Karate	(Men & Women)	23.	Yoga	(Men & Women)
12.	Netball	(Women)			

Total No. of Teams (Men & Women)	-	<b>38</b>
Total No. of Pool Members	-	<b>764</b>
No. Students Involved in Competitive Sports	-	<b>1066</b>
Total No. of Students Involved at recreational level sports	-	<b>1888</b>

### 8.3. Sports Training Programmes and Events

Sports Specific Training for 23 sports disciplines for Men & Women (38 Teams) 76 training sessions per week

Total Number of Training Sessions conducted 1818 <sup>6</sup>

(26<sup>th</sup> March 2018 –05<sup>th</sup> December 2018)

Events	No. of Students Participated
Orientation Programme (For Medical Students)	164
Orientation Programme (for Speech & Hearing Therapy Students)	62
Freshers' Sports Competition for Medical Students	162
Orientation Programme (Science, Social Sciences, Humanities and Commerce & Management Faculties' Students)	2024
Freshers' Sports Programme for all faculties	728
Workshop for Team Captains & Vice Captains	72
Inter Faculty Championships (for 22 sports disciplines)	1381
Coaching Camps (22)	669
Sports Education Segment	218
Physical Fitness Test	706
No. of Friendly & Dual Matches	182 (818 students)
No. of Foreign Competitions participated 04	04
No. of Students, Participated in Foreign Competitions	11
No. of Annual Colours Recipients	364

<sup>6</sup>During the period of 28th Feb to 16th April, the training sessions was not held due to the Non Academic strike



#### 8.4. Performance at the Inter University Championship – 2018

Sports Discipline	Place
Taekwondo (Men)	Champions
Elle (Women)	Champions
Carom (Men)	1 <sup>st</sup> Runner-up
Hockey (Women)	1 <sup>st</sup> Runner-up
Swimming (Men)	2 <sup>nd</sup> Runner-up
Track & Field (Women)	2 <sup>nd</sup> Runner-up
Baseball (Men)	2 <sup>nd</sup> Runner-up
Tennis (Women)	2 <sup>nd</sup> Runner-up
Elle (Men)	2 <sup>nd</sup> Runner-up
Tennis (Men)	2 <sup>nd</sup> Runner-up
Basketball (Women)	2 <sup>nd</sup> Runner-up
Karate (Women)	2 <sup>nd</sup> Runner-up
Netball (Women)	2 <sup>nd</sup> Runner-up
Volleyball (Women)	2 <sup>nd</sup> Runner-up
Cricket (Men)	4 <sup>th</sup> Place
Rugger (Men)	4 <sup>th</sup> Place
Sports Discipline	Place
Karate (Men)	4 <sup>th</sup> Place
Table Tennis (Men)	4 <sup>th</sup> Place
Swimming (Women)	4 <sup>th</sup> Place
Weightlifting (Men)	5 <sup>th</sup> Place
Wrestling (Men)	5 <sup>th</sup> Place
Taekwondo (Women)	5 <sup>th</sup> Place
Hockey (Men)	Quarter finalist
Basketball (Men)	Quarter finalist
Badminton (Women)	Quarter finalist
Badminton (Men)	Quarter finalist
Volleyball (Men)	Quarter finalist
Carom (Women)	Quarter finalist
Table Tennis (Women)	Quarter finalist

#### Overall Performance of the University of Kelaniya at the Inter University Championships

##### 2018

Women Championship	- 3 <sup>rd</sup> place
Men Championship	- 4 <sup>th</sup> place
Overall Championship	- 4 <sup>th</sup> place

**8.5. Other Special Events Conducted by Department of Physical Education in 2018**

1. **GRIP TO GRIP 2018** 4<sup>th</sup> Invitational University Carom Championship

09<sup>th</sup>& 10<sup>th</sup> of November 2018 held at Gymnasium, University of Kelaniya

No. of Competitors participated - 132 (Men & Women)

2. **THE FLYING SHOE 2018** 3<sup>rd</sup> Triangular Athletics Championships

16<sup>th</sup> November 2018 held at Main Grounds, University of Kelaniya

No. of Competitors participated - 144 (Men & Women)

3. **THE SPELL 2018** 4<sup>th</sup> Invitational University Scrabble Championship

17<sup>th</sup> November 2018 held at Gymnasium, University of Kelaniya

No. of Competitors participated - 72 (Men & Women)

4. **POWER HITTERS** 1<sup>st</sup> Invitational University Elle Championships

15<sup>th</sup> June 2018 held at Ground No. 02, University of Kelaniya

No. of Competitors participated - 180 (Men & Women)

## 8.6. The International Sports Competitions Participation in 2018

All expenses were given by the University for the participants.

No.	Event	Duration	Number of Participants
1	23 <sup>rd</sup> Asian Taekwondo Championships Hanoi, Vietnam	04	01
2.	World University Cross Country Championships St. Gallen, Switzerland	01	01
3.	World University Beach Volleyball Championships Munich, Germany	05	01
4.	World University Rugby Championships Swakopmund, Namibia	03	01
5.	World University Karate Championships Kobe, Japan	04	03
6.	World University Netball Championships Kampala, Uganda	05	02
7.	World University Weightlifting Championships Biala Podlaska, Poland	04	01
8.	World University Badminton Championships Kuala Lumpur, Malaysia	04	01

## **8.7. Affiliated Sports Controlling Bodies**

University of Kelaniya has affiliated to the following National & Provincial level Sports Controlling Bodies of Sri Lanka (with Executive Voting power) for the year 2018.

### **National Associations**

1. Sri Lanka Cricket
2. Sri Lanka Weightlifting Federation
3. Sri Lanka Wrestling Federation
4. Table Tennis Association of Sri Lanka
5. Sri Lanka Chess Federation
6. Sri Lanka Judo Federation
7. National Aquatic Sports Union of Sri Lanka (NASU)

### **Provincial and District Associations**

1. Western Province Rugby Football Union
2. Gampaha District Cricket Association
3. Gampaha District Netball Association
4. Western Province Badminton Association
5. Gampaha District Basketball Association

### **Other Associations**

1. Sri Lanka Universities Sports Association

## **8.8. Other Positions Held by Staff Members during the Year of 2018**

Mr. GGU Saman Kumara

- Manager to the National Athletics Team for 18<sup>th</sup> Asian Games held in Indonesia
- Team Leader to National Universities Cross Country Team for World University Cross Country Championships held in Switzerland
- Hony. Recorder of Athletic Association of Sri Lanka.
- Executive committee member of Athletic Association in Sri Lanka
- Recorder of SLUSA
- Member, Presidential Sports Awards Committee

Mr. HDSP Wijegunaratne

- Asst. Treasurer of Sri Lanka Universities Sports Association (SLUSA)
- Chairman, Table Tennis Sub Committee of SLUSA
- Member of Badminton, Table Tennis, Rugger, Sub committees of SLUSA
- Committee member of the western province Rugby Football Union

Mrs. KNS Kumari

- Member of Netball, Taekwondo, Tennis Sub committees of SLUSA

Ms. GASG Godamune

- Member of Karate, Hockey, Basketball & Taekwondo subcommittee of SLUSA

Ms. HMKT Karunaratne

- Member of Taekwondo, Weightlifting subcommittee of SLUSA

## 9. Ongoing/ Existing Projects

The University is currently ongoing several projects on developing infrastructure facilities.

Following table lists the ongoing and existing projects, estimated cost and the current progress.

<b>Project Name</b>	<b>Estimated Cost (Rs)</b>	<b>Progress (As at December 31, 2018)</b>
Six- Storied Building for the Faculty of Science	345 Million	100%
Building for the information Communication Technology Centre (ICT)	183 Million	53%
Building Complex for the Department of Industrial Management, Faculty of Science	500 Million	97%
Proposed 3rd and 4th floors in block B" in building complex for the Technology degree programme, Faculty of Science	110 Million	100%
Multipurpose Building stage 1, Faculty of Medicine	322 Million	85%
New Lecture theatre complex of the Faculty of Science	500 Million	18%

## 10. Activities on Academic Enhancements

The University of Kelaniya has provided special funds to improve the Academic involvement activities of the students and the staff. The Career Guidance Unit, Centre for Brand Image Development and Kalana Mithuru Sevana are various three divisions of the University which are specially established in order to increase the graduate employability and career involvement, to build up the University's reputation through building up the Academic departmental image among students and public and to promote a healthy environment for students of the University and enhance student learning.



### 10.1. Activities and Provision of Funds by the Centre for Brand Image Development (CBID)

Faculty	Fund Receiver/Department	Programme	Funds Allocated <sup>7</sup>
FCMS	Department of Accountancy	"IDe A Night 2018"	300,000
	Department of Finance	Finance Intern Award Ceremony 2018	500,000
	Department of Human Resources Management	HRM Professional Fiesta	500,000
	Department of Marketing Management	Stylish Marketer Inter University Fashion Show	500,000
FHU	Department of English	Kelaniya English Literacy Festival	345,000
	Department of Fine Arts	"Tha 2018" Arts Festival	1,000,000
	Department of Hindi	Two day Teacher Training Programme for school teachers who teaches Hindi	500,000
FMED	Department of Pathology	"Pathology Museum"- Establish positive perception towards the Department of Pathology	500,000
FSC	Department of Chemistry	Workshop strength the strategic brand identity of Department of Chemistry and Industry Partners	500,000
	Department of Industrial Management	International Research conference on smart computing and system Engineering and other image building events	673,000
	Department of Mathematics	National event on collaborative networking of Mathematical science	632,500
FSOSC	Department of Economics	Inter school quiz competition	500,000
	Department of History	"Symposium on the 1818 uprising and History day exhibition" with stake holders	500,000
	Department of International Studies	Youth conference on International Relations (YCIR)	500,000
	Department of Mass Communication	Image building of the department & university through staging "Mahasupina" drama	500,000
	Department of Philosophy	"Publication of Academic Journal in Philosophy and a undergraduate magazine in Philosophy" parallel to World Philosophy Day - 2018	500,000
	Department of Political Science	One day workshop for Advance Level Political Science students	420,000
	Department of Sports Science & Physical Education	Wellness Club Pro	59,400
UNITS & CENTERS	Career Guidance Unit	Program to promote university job portal to stakeholders	500,000
<b>Total</b>			<b>9,429,900</b>

<sup>7</sup> Absolute figure being used



**10.2. Activities and Provision of Funds by the Career Guidance Unit (CGU)**

Activity Name	Activity Organizer/ Department	Funds Allocated (Rs.)
Providing funds for skill development facilities to entire undergraduates, covering each Academic Department, Units and the Centers of the University	Career Guidance Unit	Ongoing program
Entrepreneurship Development Program (part I)	Career Guidance Unit in collaboration with National Enterprise Development Authority	-
Entrepreneurship Development Program (part II)	Career Guidance Unit in collaboration with National Enterprise Development Authority	28,000
MenzerKelaniya- "Best Manager" -Management Game competition lead to 'De' novo 2018 - an International Management Game Festival, India 2017/2018	Career Guidance Unit	1,560,900
Workshop on Career Guidance	Career Guidance Unit	14,000
CV workshop	Career Guidance Unit in collaboration with Department of Human Resource Management	100,000
Workshop on Career Guidance - 'After University Education'	Career Guidance Unit in collaboration with MBA Alumni association	-

**10.3. Activities and Provision of Funds by Kalana Mithuru Sevana**

Activity Name	Funds Allocated (Rs.)
Regular Counselling.	-
Conducting Mental health awareness program and Workshop.	-
Hiring Consultant/ Senior Psychological counsellor to strengthening the KMS services and activities.	162,000
Conducting workshop for staff (both academic and non- academic staff)	-
Training of counsellors for their continuous professional development in the field of counselling.	50,000

#### 10.4. Special Grants Under Research and Publications

Apart for these three units, the University of Kelaniya has also provided funds to develop student research activities and academic activities. The following table illustrates the provision of funds over five academic years for the field visits by the Research and Publications grants.

Academic Year	Number of Visits	Funds Allocated (Rs.)
2012/ 13 (2014)	93	4,500,000
2013/ 14 (2015)	93	3,750,000
2014/ 15 (2016)	108	3,750,000
2015/ 16 (2017)	109	8,500,000
2016/ 17 (2018)	118	12,923,380

In 2018, students have received funding for 23 research activities under journal publications. The following table summarizes the corresponding information by the Faculty.

Faculty	Number of Journals
<b><i>Journals by Departments</i></b>	
Faculty of Commerce & Management Studies	7
Faculty of Graduate Studies	2
Faculty of Humanities	2
Faculty of Medicine	1
Faculty of Science	1
Faculty of Social Sciences	4
<b><i>Journals by Students' Societies &amp; Subject Societies</i></b>	
Faculty of Commerce & Management Studies	2
Faculty of Humanities	2
Faculty of Social Sciences	2

---

---

**PART TWO**

**FINANCIAL STATEMENTS &**


**AUDIT INFORMATION - 2018**

---

---

## 11. FINANCIAL STATEMENTS

This section reveals the financial information and the final accounts report of the University for the year 2018.



## 11.1 FINANCIAL STATEMENTS

<b>UNIVERSITY OF KELANIYA</b>			
<b>STATEMENT OF FINANCIAL PERFORMANCE</b>			
<b>FOR THE YEAR ENDED 31ST DECEMBER 2018</b>			
		<b>2018</b>	<b>2017</b>
<b>INCOME</b>	<b>Note</b>	<b>Rs.</b>	<b>Rs.</b>
<b>Government Grants</b>			
Government Grants for Recurrent Expenditure	<b>2</b>	3,030,000,000	2,550,067,000
Government Grants for Rehabilitation & Improvement of Assets		95,959,833	64,015,221
Grants for Mahapola		251,662,000	216,491,700
Grants for Bursary		36,224,900	69,156,200
Amortization of Capital Grants		523,626,209	394,134,094
		<b>3,937,472,942</b>	<b>3,293,864,215</b>
<b>Add: Other Income</b>			
Tuition and other fees	<b>3</b>	54,562,140	37,307,254
Interest Income	<b>4</b>	328,670,791	310,096,271
Other Internal Income	<b>5</b>	100,260,813	100,381,130
Income from External Examination	<b>6</b>	489,616,601	314,230,957
Income from Fee - levying Courses/Special services		350,736,225	340,577,157
Transfer from Development fund		173,875,114	170,547,126
University Contribution Seminar fees		6,323	148,967
		<b>1,497,728,006</b>	<b>1,273,288,863</b>
<b>Total Income</b>		<b>5,435,200,948</b>	<b>4,567,153,078</b>
<b>LESS : EXPENSES</b>			
Personal Emoluments	<b>7</b>	(2,692,109,737)	(2,219,258,566)
Travelling Expenses	<b>8</b>	(5,388,708)	(8,861,633)
Supplies	<b>9</b>	(93,990,579)	(91,472,583)
Maintenance Expenses	<b>10</b>	(37,919,479)	(19,366,232)
Contractual Services	<b>11</b>	(417,849,395)	(338,125,928)
Other Recurrent	<b>12</b>	(209,762,459)	(213,351,354)
Depreciation		(546,614,209)	(499,987,403)
Amortization of Intangible Assets		(6,526,063)	(4,255,704)
Provision for Gratuity		(44,852,387)	(90,957,089)
Expenditure on Fee - levying Courses/Special services		(208,471,736)	(195,406,456)
Expenditure on Development fund	<b>13</b>	(173,875,114)	(170,547,126)
Rehabilitation & Improvement Expenses		(95,959,833)	(64,015,221)
Mahapola Scholarship		(251,662,000)	(216,491,700)
Bursary		(36,224,900)	(69,156,200)
<b>Total Expenses</b>		<b>(4,821,206,598)</b>	<b>(4,201,253,196)</b>
<b>Surplus /( Deficit) for the period</b>		<b>613,994,350</b>	<b>365,899,881</b>

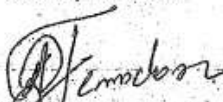
**UNIVERSITY OF KELANIYA**  
**STATEMENT OF FINANCIAL POSITION**

		AS AT 31.12.2018	AS AT 31.12.2017
ASSETS	Note	Rs.	Rs.
<b>Non - Current Assets</b>			
Property Plant & Equipments	14	10,553,480,452	4,951,980,668
Work in Progress	15	1,545,387,842	926,283,962
Investments	16	3,480,331,053	2,896,243,778
Intangible Assets	17	39,415,007	20,703,176
		<b>15,618,614,355</b>	<b>8,795,211,584</b>
<b>Current Assets</b>			
Inventories	18	30,930,694	40,372,742
Receivables	19	257,872,853	68,509,624
Prepayments	20	2,249,812	3,603,689
Deposits & Advances	21	335,127,744	482,155,647
Sundry Debtors		-	300,000
Cash & Cash Equivalents	22	254,964,378	185,006,329
		<b>881,145,482</b>	<b>779,948,031</b>
<b>TOTAL ASSETS</b>		<b>16,499,759,836</b>	<b>9,575,159,615</b>
<b>EQUITY AND LIABILITIES</b>			
<b>Accumulated Fund</b>			
Cabinet Approved Building Project Fund	23 ✓	234,115,706	249,685,162
Asset Revaluation Reserve		6,857,144,861	1,121,260,134
General Reserve		510,361,655	17,225,116
		<b>7,601,622,221</b>	<b>1,388,170,412</b>
<b>Capital</b>			
Deferred Capital Grants	24	5,510,729,329	4,950,437,607
Capital Grants Unspent	25	243,898,936	440,426,491
		<b>5,754,628,265</b>	<b>5,390,864,098</b>
<b>Reserves &amp; Restricted Funds</b>			
University Funds	✓	644,248,735	833,477,134
Endowment Funds	26 ✓	18,137,447	16,483,304
Research Grants	27 ✓	127,076,403	100,721,314
Funds Received for Special Purpose	28 ✓	234,973,082	204,884,503
Other Reserves	29 ✓	56,900,400	50,877,328
Income Received in Advance	30 ✓	966,925,078	774,934,658
		<b>2,048,261,145</b>	<b>1,981,378,241</b>

**UNIVERSITY OF KELANIYA**  
**STATEMENT OF FINANCIAL POSITION**

		AS AT 31.12.2018	AS AT 31.12.2017
<b>Non Current Liabilities</b>			
Provision for Retiring Gratuity	31	500,778,893	495,407,413
Provision for Contingent Liabilities	32	-	6,002,937
		<u>500,778,893</u>	<u>501,410,350</u>
<b>Current Liabilities</b>			
Accounts Payable	✓ 33	250,823,444	40,508,480
Accrued Expenses	✓ 34	195,873,354	145,820,487
Refundable Deposits	✓ 35	147,772,516	127,007,548
		<u>594,469,313</u>	<u>313,336,515</u>
		<u>16,499,759,836</u>	<u>9,575,159,614</u>

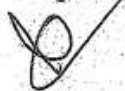
These Financial Statements are in compliance with the requirements of the Universities Act No 16 of 1978 and other Statutory Provisions.



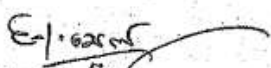
U.M.D. Tennakoon

Bursar

The Council of the university is responsible for the preparation and presentation of these financial statements signed for and on behalf of the Council.



Prof. D.M. Semasinge  
Vice-chancellor



Prof. L. Senevirathna  
Council Member



Prof. Ariyaratna Jayamaha  
Council Member

The Accounting Policies and Notes on Pages 06 through 36 form an integral part of these Financial statements

Kelaniya.  
February 28th 2019

UNIVERSITY OF KELANIYA-2018



## UNIVERSITY OF KELANIYA

STATEMENT OF CHANGES IN FUNDS  
For the Year ended 31st December 2018

	Deferred Capital Rs.	Unspent Capital Rs.	Building Project Rs.	Revaluation Reserve Rs.	General Reserve Rs.	Reserves & Restricted Funds Rs.	Total Rs.
Balance as at 31st December 2016	4,063,384,074	684,391,202	178,910,614	1,228,513,444	(107,904,776)	1,812,240,158	7,859,534,711
Surplus / (Deficit) for the Year					613,994,350		613,994,350
Transfers / Net movements	560,291,722	(196,527,555)	(79,225,452)	(1,400,000)	(19,601,111)	(7,884,105)	255,653,499
Funds Transfer to MBBS Grant					(12,619,774)	12,619,774	
Amortization of Capital assets				(105,853,309)	105,853,309		
Funds transfers from Fee- levying courses					(145,170,701)	145,170,701	
Fund transfers to Library Funds					(19,231,712)	19,231,712	
Allocation for committed expenditure			150,000,000		(150,000,000)		
Balance as at 31st December 2017	4,950,437,607	440,416,491	249,685,162	1,121,260,134	17,225,116	1,981,378,241	8,760,412,751
Surplus / (Deficit) for the Year					613,994,350		613,994,350
Transfers / Net movements	560,291,722	(196,527,555)	(40,569,456)	5,735,884,727	(10,126,821)	(38,848,086)	6,010,104,530
Funds Transfer to MBBS Grant					(21,184,571)	21,184,571	
Funds Transfers			25,000,000		50,000,000	(75,000,000)	
Funds transfers from Fee- levying courses					(142,264,489)	142,264,489	
Fund transfers to Library Funds					(17,281,930)	17,281,930	
Prior Year adjustment for Building Rent					20,000,000		20,000,000
Balance as at 31st December 2018	5,510,729,329	243,898,936	234,115,706	6,857,144,861	510,361,655	2,048,261,145	15,404,511,631



## UNIVERSITY OF KELANIYA - 2018

CASH FLOW STATEMENT  
FOR THE YEAR ENDED 31 ST DECEMBER

	2018	2017
	Rs.	Rs.
<b>Cash Flow From / (Used In ) Operating Activities</b>		
Surplus for the year.	613,994,350	365,899,881
<b>Adjustments</b>		
Depreciation	546,614,209	499,987,403
Amortization of Intangible Assets	6,526,063	4,255,704
Provision for Gratuity	44,852,387	90,957,089
Provision for Contingent Liabilities	-	5,502,937
Amortization of Government Grants	(523,626,209)	(394,134,094)
Interest Income	(323,056,243)	(304,698,721)
Profit on Disposal of Property and Equipment	-	(7,560,466)
Non Monetary Adjustment	(4,674)	-
<b>Operating Surplus before changes in working Capital</b>	<b>365,299,882</b>	<b>260,209,734</b>
<b>Increase / (Decrease) in Working Capital</b>		
Inventories	9,442,048	(16,855,203)
Debtors	300,000	200,000
Deposits & Advances	147,027,902	339,436,154
Prepayments & Deposits	1,353,877	(1,179,023)
Accounts Receivable	(189,363,229)	(53,123,516)
Accounts Payable	210,314,963	16,485,823
Accrued Expenses	50,052,868	(23,572,514)
Refundable Deposits	20,764,968	16,274,395
<b>Cash Generated from Operations</b>	<b>615,193,280</b>	<b>537,875,850</b>
Gratuity Paid	(39,480,908)	(31,957,306)
<b>Net Cash Flow from Operating Activities</b>	<b>575,712,372</b>	<b>505,918,544</b>
<b>Cash Flow from / (Used In) Investing Activities</b>		
Acquisition of Property Plant & Equipment	(409,787,930)	(868,485,938)
Investments	(584,087,275)	(779,300,281)
Work in Progress	(619,103,880)	(327,870,879)
Intangible Assets	(25,237,894)	(6,440,013)
Proceeds from Disposal of Property Plant & Equipment	-	5,160,466
Interest Received	323,056,243	304,698,721
Restricted Funds and Grants	74,084,623	(7,884,105)
<b>Net Cash used In Investing Activities</b>	<b>(1,241,076,113)</b>	<b>(1,680,122,029)</b>
<b>Cash Flow from / (Used In) Financing Activities</b>		
Government Grant for Capital Expenditure	649,040,167	601,984,779
Other special Capital Grants	50,000,000	45,000,000
Cash flows from External Sources	36,281,522	212,983,843
<b>Net Cash Flow From / (Used In) Financing Activities</b>	<b>735,321,790</b>	<b>859,968,622</b>
<b>Net Increase / (Decrease) in Cash &amp; Cash Equivalents</b>	<b>69,958,049</b>	<b>(314,234,863)</b>
Cash & Cash Equivalents at the beginning of the year	185,006,329	499,241,192
<b>Cash &amp; Cash Equivalents at the End of the Year</b>	<b>254,964,378</b>	<b>185,006,329</b>

UNIVERSITY OF KELANIYA -2017

5

## NOTES TO THE FINANCIAL STATEMENTS

### 1. Corporate Information

#### 1.1 Reporting Entity

University of Kelaniya was incorporated under the Universities Act No. 16 of 1978, and situated at Dalugama, Kelaniya, Sir Lanka. The University is functioned under the Ministry of City Planning, Water Supply and Higher Education.

#### 1.2 Nature of Operations and Principal Activities of the University

This is a national University mainly operates on government's funds.

The University consists of Seven Faculties namely Faculty of Commerce and Management Studies, Faculty of Humanities, Faculty of Social Sciences, Faculty of Science, Faculty of Medicine, Faculty of Computing & Technology and Faculty of Graduate Studies

The Vision of its is to become a Centre of excellence in creation and dissemination of knowledge for sustainable development. Main activities of the University are teaching, learning and promoting the research.

The Goals of the University are as follows:

- (i) To create a high quality and flexible teaching and learning environment.
- (ii) To develop the highest quality faculty and staff to attain the strategic goals of the University.
- (iii) To create a multi-disciplinary research culture of global standing.
- (iv) To improve the image of the university by widening the range of economic and social engagements.
- (v) To develop an excellent system of governance through efficient and effective administration and financial management.

**1.3 Date of authorization of Financial Statements**

The Financial Statements were authorized to issue by the Council on 28<sup>th</sup> February 2019.

**1.4 Responsibility for Financial Statements**

The Management is responsible for the preparation and fair presentation of the financial statements in accordance with Sri Lanka Public Sector Accounting Standards and for such internal control as the management determines is necessary to enable the preparation of financial statements that are free from material misstatements, whether due to fraud or error.

Components of Financial Statements are as follows:

- (i) Statement of financial position
- (ii) Statement of financial performance
- (iii) Statement of changes in net assets/equity
- (iv) Cash flow statement
- (v) Statement of comparison of Budget and Actual amount
- (vi) Notes, comprising a summary of significant accounting policies and other explanatory notes

**1.5 Financial period**

The financial period of the University represents a twelve month period from 1<sup>st</sup> January 2018 to 31<sup>st</sup> December 2018.

## **2. Basis of Preparation**

### **2.1 Statement of Compliance**

The Financial Statements comprise the Statement of Financial Position, Statement of Financial Performance, Statements of Changes in Net Assets / Equity, Cash Flow Statement and Notes to the Financial Statements. These statements have been prepared in accordance with the Sri Lanka Public Sector Accounting Standards (SLPSAS) Volume I, II & III issued by the Institute of Chartered Accountants of Sri Lanka and adopted by the University Grants Commission by its Financial Circular Letter No. 2/2018. The accounting policies adopted are consistent with those used in the previous financial year.

### **2.2 Basis of Measurement**

The Financial Statements have been prepared on the historical cost basis and apply consistently. No adjustments have been made for inflationary factors affecting to the Financial Statements except for the property, plant and equipment measured at fair value and retirement benefit obligations measured based on actuarial valuation method. The specific policies are explained in the succeeding notes.

### **2.3 Going Concern**

Financial Statements have been prepared on the assumption that University is a going concern. The Council have made an assessment of the University's ability to continue as a going concern in the foreseeable future. Furthermore, the Council is not aware of any material uncertainties that may cast significant doubt upon the University's ability to continue as a going concern and they do not intend either to liquidate or to cease operations of the University. Therefore, the financial statements continue to be prepared on the going concern basis.



**2.4 Accrual basis of Accounting**

The Financial Statements, except for information on Statement of Cash Flows have been prepared following the accrual basis of accounting.

**2.5 Functional and Presentation currency**

The financial statements are presented in Sri Lankan Rupees (Rs.), which is the University's functional and presentation currency.

**2.6 Materiality and Aggregation**

Each material class of similar items have been presented separately in the financial statements. Items of dissimilar nature or function have presented separately unless they are immaterial.

**2.7 Comparative Information**

Comparative information including quantitative, narrative and descriptive information as relevant is disclosed in respect of previous Financial Statements. The presentation and classification of the Financial Statements of the previous year are amended, where relevant for better presentation and to be comparable with those of the current year.

**2.8 Rounding**

All financial information presented in Sri Lankan Rupees has been rounded to the nearest rupee except when otherwise indicated as permitted by the Sri Lanka Public Sector Accounting Standards.

**2.9 Offsetting**

Assets and Liabilities or income and expenses, are not offset unless required or permitted by Sri Lanka Public Sector Accounting Standards.

**2.10 Events after the reporting period**

All material events after the reporting date has been considered and where appropriate adjustments or disclosures wherever necessary have been made in the Financial Statements.

**2.11 Transaction of foreign currencies and balances**

Foreign currency transactions are translated into the functional currency using the exchange rates prevailing at the dates of the transactions or valuation where item are re measured. Foreign exchange gains and losses resulting from the settlement of such transactions and from the translation at year end exchange rates of monetary assets and liabilities denominated in foreign currencies are recognized in the income statement.

**3. Summary of significant Accounting Policies**

**3.1 Assets and Basis of their Valuation.**

**3.1.1 Property, Plant & Equipment**

The University applies the requirement of SLPSAS on "Property, Plant & Equipment in accounting for its owned assets which are held for and use in the provision of the services or for administration purpose and expected to be used for more than one year.

**3.1.1.1 Basis of recognition**

Property, Plant and Equipment is recognized if it is probable that future economic benefit associated with the assets will flow to the University and cost of the asset can be reliably measured.

**3.1.1.2 Initial recognition**

Property, Plant & Equipment are initially recognized at cost including the cost of purchase with any incidental expenses incurred in bringing the assets to its working conditions, for its intend use, Subsequent to initial Recognition, and property plan

and equipment are measured at cost less accumulated depreciation and accumulated impairment loss.

### 3.1.1.3 Subsequent costs

The cost of replacing component of an item of property, plant & equipment is recognized in the carrying amount of the item if it is probable that the future economic benefits embodied within the part will flow to the University and its cost can be measured reliable. The carrying amount of the replaced part is derecognized in accordance with the derecognition policy given below.

The costs of the repair and maintenance of property, plant & equipment are recognized in the Statement of Financial Performance as incurred.

### 3.1.1.4 De recognition

The carrying amount of an item of property, plant & equipment is derecognized on disposal, or when no future economic benefits are expected from its use. Any gains and losses on derecognition are recognized (calculated as the difference between the net disposals proceeds and the carrying amount of the assets) in the Statement of Profit or Loss. Gains are not classified as revenue.

### 3.1.1.5 Depreciation

Depreciation is recognized in the statement of Financial Performance on the straight line basis on each component of an item of property, Plant and Equipment other than freehold land. Depreciation of an asset begins when it is available for use and ceases at the earlier of the date that the asset is classified as held for sale and the date that the asset is de-recognized.

The estimated useful lives for the current and comparative periods are as follows:

Buildings & Improvements	20years
Furniture & Equipment	10 years
Lab & Teaching Equipment	5 years
Motor Vehicles	5 years
Water & Electricity Supply Scheme	10 years

Library Books & Periodicals	5 years
Cloaks	5 years
Machinery	5 years
Others Assets	5 years

The assets residual values and useful live are reviewed, and adjusted if appropriate, at the end of each reporting period, as assets carrying amount is written down immediately to its recoverable amount if the asset's carrying amount is greater than its estimated recoverable amount.

Gains and losses on disposals are determined by comparing the proceeds with the carrying amount and gain/(Loss) is recognized in the statements of comprehensive income.

#### 3.1.1.6 Measurement after recognition

##### • Cost Model

After recognition all the Property Plant and equipment except the classes of Land are carried at it's cost less accumulated depreciation. Lands are carried at it's costs.

##### • Revaluation Model

After initial recognition below classes of Property Plant and equipment whose fair value can be measured reliably has been carried at revalued amounts, which is fair value at the date of revaluation less any subsequent accumulated depreciation and subsequent accumulated impairment losses.

Carrying value of property, plant & equipment and intangible assets are reviewed at each reporting date to determine whether there is any indication of impairment if any such indications exists, then the assets recoverable amount is estimated. An



impairment loss is recognized if the carrying amount of an asset exceeds its recoverable amount. Impairment losses are recognized in the statement of financial performances.

• Details of Revaluation of assets are as follows:

Assets	Date of revaluation	Revalued by	Net book value of assets	Revalued amount of assets	Revaluation surplus
Lands	31.12.2018	Department of Valuation	1,054,294,812	4,204,580,000	3,150,285,188
Buildings	31.12.2018	-do -	2,888,476,733	5,375,839,000	2,487,362,267
Cloaks	31.12.2018	- do -	884,446	12,020,320	11,135,874
Motor Vehicles	01.01.2018	- do -	27,838,603	114,940,000	87,101,397
<b>Total</b>					<b>5,735,884,726</b>

Revaluation surplus may be transferred to the general reserve proportionately as the assets are used by the university. In such a case, the amount of the surplus transferred would be the difference between depreciation based on the assets' original cost.

### 3.1.2 Investments

Investments represent investment in fixed deposits and savings accounts. These investments have been accounted in compliance with SLFRS 09. The investment in fixed deposits and savings accounts have been classified at amortized cost as per SLFRS 09. They are initially measured at fair value and subsequently measured at fair value less amortized cost by using effective interest rate as required by SLFRS 09.

### **3.1.3 Staff Loans**

The staff loans includes distress loan, computer loan, publication loan, vehicle loan and other staff loans. The staff loans have been classified as financial assets at amortized cost as per SLFRS 09. Impairment loss in any staff loan have been recognized on expected lost method as stipulated in SLFRS 09.

### **3.1.4 Capital work-in-progress**

Capital expenses incurred on PPE which are not completed as at the reporting date are shown as Capital Work – in – Progress and cost incurred on Capital Work – in – progress is transferred to Property, Plant and Equipment when it is available for use.

### **3.1.5 Intangible assets**

Computer softwares and online journals have been recognized as intangible assets when it is probable that future economic benefits that are attributable to the assets will flow the enterprise and the cost of the asset can be measured reliably. Intangible assets acquired are stated at cost less accumulated amortization and accumulated impairment losses. These cost are amortized over their estimated useful lives.

### **3.1.6 Current assets**

Current Assets classified in Statement of Financial Position are those which are expected to be realized in, or consumption in, in the University's normal operating cycle, expected to be realized within twelve months after the reporting date or cash or a cash equivalent.

### **3.1.7 Inventories**

Inventories are stated at cost and determined on First in First out (FIFO) basis. Inventories mainly comprise of stationaries and spare parts. Inventories are for consumption and not for resale.

### 3.1.8 Cash & cash equivalents

Cash and cash equivalents are defined as cash in hand, demand deposits and short term highly liquid investments readily convertible to known amounts of cash and subject to insignificant risk of change in value. For the purpose of cash flow statement, cash & cash equivalent includes cash in hand and deposits in banks. Investments with short term maturity of six months or less from the date of acquisition are also treated as cash equivalents. The cash flow statement is prepared based on the indirect method.

## 3.2 Accounting for government grants for capital expenditure

### 3.2.1 Recurrent grant

Recurrent grants are recognized in the Statement of Financial Performance on cash basis. Cost of rehabilitation of PPE and capital grants for construction and new work are recognized either as work in progress or Capital Assets where necessary.

### 3.2.2 Contribution to capital outlay from outside grants

The value of Property Plant & Equipment purchased out of generated funds & various project funds were shown as "Contribution to Capital Outlay from outside Grants".

### 3.2.3 Capital grants

Government Grants for the Capital expenditure has presented in the Financial Statements in accordance with the LKAS 20 due to the absence of SLPSAS. According to the LKAS 20 Capital Grants has been recognized as deferred income in the statement of financial position and amortized over the useful life of the asset.

### 3.2.4 Internally restricted funds

Internally restricted funds include funds committed for specific purpose. Faculty Development funds represent the cumulative position of Faculties/Departments. Funds with net unspent balances at the year end.

### **3.2.5 Endowment Fund**

Endowment funds include restricted donations received by the University and investment returns generated from endowment funds are used in accordance with the various purpose established by the donors.

### **3.3. Employee benefits**

#### **Defined contribution plans**

Employees are eligible for University Provident Fund (UPF) Contributions, Employees' Trust Fund (ETF), University pension fund, Contributions is in line with the respective statues and regulations. The University of Kelaniya pays fixed contributions on basic emoluments plus cost of Living allowances, academic allowances and monthly compensation allowances of employees to the University Provident Fund and Employees' Trust Fund, University pension fund and will have no legal or constructive obligation to pay further amounts. This obligation fall within the scope of the defined contribution plan SLPSA 19 on employment benefit. Obligation for contribution to define contribution plan are recognized in profit or loss as the related service is provided.

#### **Defined benefits plans**

Defined benefit plans are post-employment plans other than defined contribution plans. The University of Kelaniya is liable to pay gratuity in terms of the Payment of Gratuity Act No. 12 of 1983.

### **3.4 Liabilities and provisions**

#### **Current Liabilities**

Current Liabilities are stated at their book value.

#### **Provisions**

Provisions are recognized when the University has present obligations (legal and constructive) as a result of a past event, where it is probable that an outflow of



resources embodying economic benefits will be required to settle the obligation and a reliable estimate can be made of the amount of the obligation.

#### **3.4.1 Define benefit obligations**

In accordance with the Gratuity Act No. 12 of 1983, a liability arises for a defined benefit obligation to employees. Such defined benefit obligation is a post-employment benefit obligation falling within the scope of Sri Lanka Public Sector Accounting SLPSA 19 Employee Benefit. The liability recognized in the Statement of Financial Position is the present value of the defined benefit obligation at the reporting date. The calculation is performed annually by a qualified actuary using the projected unit method (PUC). Re-measurement of the defined benefit liability, which comprises actuarial gains and losses are recognized immediately in the statement of financial performances. The University recognizes the increase in defined benefit liability attribute to the services provided by employees during the year (current service cost) in profit or loss together with interest expenses. The discount rate has been derived considering the yield of government bonds.

#### **Accounting Estimate**

The actuarial valuation involves making assumptions about discount rates, expected rates of return on assets, future salary increase and mortality rates, due to the long term nature of the obligation, such estimates are subject to significant uncertainty.

#### **3.4.2 Contingent liabilities and contingent assets**

A contingent liability is a possible obligation that arises from past events whose existence will be confirmed by the occurrence or non-occurrence of one or more uncertain future events beyond the control of the programme or a present obligation that is not recognized because it is not probable that an outflow of resources will be required to settle the obligation.

A contingent liability also arises in extremely rare cases where there is a liability that cannot be measured reliably. The uncertainty does not recognize a contingent liability but disclose its existence in the financial statement.

A contingent asset is a possible asset that arises from past events whose existence will be confirmed by the occurrence or non-occurrence of one or more uncertain future events beyond the control of the University. The University does not recognize contingent asset but discloses its existence where inflow of economic benefits are probable but not virtually certain.

### **3.4.3 Revenue recognition**

#### **3.4.3.1 Income from fee levying courses**

Income from fee levying courses and other activities are recognized on accrual basis over the period of course and degrees.

#### **3.4.3.2 Finance Income**

Interest income is recognized on accruing basis using effective interest rate method according to SLFRS 09 due to the absence of SLPSAS.

### **3.4.4 Expenditure Recognition**

Expenses incurred in carrying out all activities of the University are recognized on an accrual and charged to the statement of Financial Performance.

### **3.4.5 Statement of cash flows**

The cash flow statement has been prepared by using the indirect Method in accordance with the SLPSAS 2 whereby gross cash receipts and gross cash payments of operating activities, finance activities and investing activities have been recognized. Cash and cash equivalents comprise short term, highly liquid investments that are readily convertible to known amounts of cash and are subject to an insignificant risk of changes in value.

## Notes to the Financial Statements

As at 31/12/2018	2018	2017
Note	Rs.	Rs.
<b>Government Grants for Recurrent Expenditure</b>	<b>2</b>	
Personal Emoluments	2,694,000,000	2,128,567,000
Other Recurrent	336,000,000	421,500,000
	<u>3,030,000,000</u>	<u>2,550,067,000</u>
<b>Tuition and Other Fees</b>	<b>3</b>	
Registration Fees (Undergraduate - Local)	7,418,750	9,261,750
Registration Fees (Post graduate)	2,325,750	1,747,250
Tuition Fees (Undergraduate)	2,295,538	4,947,822
Tuition Fees (Post graduate)	12,999,904	5,267,094
Tuition fees (Undergraduate - Foreign)	24,923,025	14,846,793
Examination Fees (Undergraduate)	4,569,252	1,075,344
Examination Fees (Post graduate)	29,920	161,200
	<u>54,562,140</u>	<u>37,307,254</u>
<b>Interest Income</b>	<b>4</b>	
Interest from Investments		
Gross Interest	327,303,727	325,643,659
WHT	(4,247,483)	(20,944,938)
Net Interest	<u>323,056,243</u>	<u>304,698,721</u>
Interest from Staff Loans	5,614,547	5,397,550
	<u>5,614,547</u>	<u>5,397,550</u>
<b>Total Interest Income</b>	<u>328,670,791</u>	<u>310,096,271</u>
<b>Other Internal Income</b>	<b>5</b>	
Sale of Publications	106,200	270,208
Rent from Properties	36,277,929	2,893,597
Library Fines	386,115	415,110
Medical fees	7,900	13,190
Ancillary Activities - Hostels	6,654,431	2,972,577
Sale of Old Stores	427,880	1,776,687
Sale of Produce	52,365	96,895
Miscellaneous income	56,347,994	91,942,866
	<u>100,260,813</u>	<u>100,381,130</u>
<b>Miscellaneous Income</b>	<b>5-1</b>	
Certificate Fees	1,926,880	1,765,720
Fines for Cloaks	49,675	69,750
Cloaks Hiring	409,150	277,000
Hire of Vehicles	47,580	112,120
Registration Fees from Suppliers	314,400	27,200
Convocation Fee	19,629,000	17,025,500
Postgraduate Library Income	115,000	277,000
Application & Other Fee	7,008,377	6,603,300
Provident Fund Charges	3,867,235	2,872,829
Fine from Contractors	-	12,806,162
Library cards & Identity Cards	110,275	113,300
Dental Clinic Charges	15,700	38,820
Other miscellaneous Income	22,854,723	49,954,165
	<u>56,347,994</u>	<u>91,942,866</u>

## Notes to the Financial Statements

As at 31/12/2018

	2018	2017
Note	Rs.	Rs.
<b>Income from External Examinations</b>	<b>6</b>	
Registration fees	83,152,600	71,156,500
Examination fees	143,965,200	131,641,798
Syllabus fees	3,000	4,830
Past papers fees	320	1,280
Certificate fees	1,741,790	412,100
Postage fees	197,140	46,840
Convocation income	10,933,890	5,869,000
Seminar Income	80,595,200	51,064,527
Course fees	168,902,211	53,954,533
Certificate Confirmation fees	44,000	25,000
ID Charges	61,100	52,500
Sundry Income	20,150	2,049
	<b>489,616,601</b>	<b>314,230,957</b>
<b>Personal Emoluments</b>	<b>7</b>	
<b>(a) Academic</b>		
Salaries & Wages	639,723,352	548,454,433
Provident Fund	140,831,911	112,437,146
Pension	64,645,606	46,206,444
E.T.F.	41,086,771	31,745,132
Acting Pay	-	45,484
Cost of Living Allowance	78,911,842	80,949,998
Academic Allowances	654,869,181	446,055,328
Special Allowance 20%	3,012,271	1,804,447
Research Allowance	145,684,969	105,119,708
Additional Monthly Allowance 20%	-	44,844,165
Interim Allowance	1,354,767	33,620,498
Visiting Lecturers Fees	47,143,233	38,963,015
Other Allowances	110,205,398	38,570,221
	<b>1,927,469,302</b>	<b>1,528,816,020</b>
<b>(b) Non-Academic</b>		
Salaries & Wages	337,168,601	306,273,595
Provident Fund	49,268,540	36,189,837
Pension	27,806,711	20,430,864
E.T.F.	15,430,489	11,335,057
Acting Pay	930,906	455,643
Over Time	45,658,104	47,842,181
Holiday Payments	1,396,838	1,005,907
Cost of Living Allowance	75,746,669	77,319,044
Special Allowances 20%	53,489,095	50,659,110
Research allowance	5,690,015	6,766,393
Additional Monthly Allowance 20%	114,033,491	30,405,160
Interim Allowance	1,100	48,412,649
Other Allowances	38,019,876	53,347,107
	<b>764,640,435</b>	<b>690,442,545</b>
<b>Total (a)+(b)</b>	<b>2,692,109,737</b>	<b>2,219,258,566</b>



## Notes to the Financial Statements

As at 31/12/2018

	2018	2017
Note	Rs.	Rs.
<b>Travelling Expenses</b>	<b>8</b>	
Domestic	802,179	925,210
Foreign	4,586,529	7,936,423
	<u>5,388,708</u>	<u>8,861,633</u>
<b>Supplies</b>	<b>9</b>	
Stationery & Office Requisites	37,634,962	41,544,384
Fuel & Lubricants	9,819,583	9,428,092
Uniform & Tailoring Charges	3,488,145	3,470,517
Mechanical & Electrical Goods	3,205,649	1,808,130
Chemical & Glassware	14,583,496	8,601,044
Medical Supplies	1,697,427	1,747,211
Other Supplies	23,561,316	24,873,205
	<u>93,990,579</u>	<u>91,472,583</u>
<b>Maintenance Expenses</b>	<b>10</b>	
Vehicles	6,124,729	4,445,496
Plant, Machinery & Office Equipment	31,307,793	15,400,383
Building & Structures	133,288	51,335
Furniture	326,225	(531,633)
Other	27,445	651
	<u>37,919,479</u>	<u>19,366,232</u>
<b>Contractual Services</b>	<b>11</b>	
Transport	23,168	(25,933)
Telecommunication	67,250,851	65,752,758
Postal Charges	4,181,976	4,679,509
Electricity	101,716,776	99,753,427
Security Services	49,256,592	38,590,932
Water	33,590,707	31,088,931
Cleaning Services	74,970,538	33,326,684
Rent & Hire Charges	11,765,026	8,939,744
Rates and taxes to local authorities	23,304,226	15,075,472
Printing, Advertising etc.	42,423,443	29,415,319
Sports Activities	3,125	349,300
Others	9,362,966	11,179,285
	<u>417,849,395</u>	<u>338,125,428</u>
<b>Other recurrent</b>	<b>12</b>	
Special Services - Council & Committees	3,956,080	4,182,656
Special Services - Professional & Other Fee	154,650	15,250
Workshops, Seminars	6,731,432	5,767,112
Academic Research	4,073,330	9,094,357
Staff Development	2,760,287	3,450,951
Grants to other organization	64,951,940	46,217,530
Holiday, Warrants & Season Tickets	1,269,215	1,305,645
Entertainment Expenses	3,320,083	2,587,176
Bank Charges	1,868	28,677
Awards & Indemnities	177,500	533,500
Contribution & Membership Fee	1,888,797	3,489,430
Convocation	22,346,988	21,241,753
Examination	88,477,446	108,292,353
Others - Newspapers, Magazines etc.	2,446,890	2,354,990
Field Trips	7,068,073	4,620,069
Students Development Initiative	137,860	65,294
	<u>209,762,459</u>	<u>213,246,742</u>
<b>Expenditure on Development fund</b>	<b>13</b>	
Personal Emoluments	56,585,088	39,457,994
Travelling Expenses	44,950,831	62,613,892
Supplies	13,772,503	13,101,821
Maintenance Expenses	7,558,336	4,140,471
Contractual Services	7,356,175	6,256,377
Other Recurrent	43,652,183	50,200,535
	<u>173,875,114</u>	<u>175,771,090</u>

## Notes to the Financial Statements

As at 31/12/2018

	2018	2017		
Note	Rs.	Rs.		
<b>Property Plant &amp; Equipment</b>				
<b>14</b>				
<b>Cost</b>	<b>Balance</b>	<b>Balance</b>		
	<b>As at</b>	<b>As at</b>		
	<b>01/01/2018</b>	<b>31/12/2018</b>		
	<b>Rs.</b>	<b>Rs.</b>		
	<b>Additions/Revalued amount</b>	<b>Disposals</b>		
	<b>Rs.</b>	<b>Rs.</b>		
Lands	1,008,646,698	4,250,228,114	1,054,294,811	4,204,580,000
Buildings & Improvements	4,697,181,876	5,470,693,189	4,792,036,065	5,375,839,000
Furniture & Equipments	1,652,492,368	195,229,982	-	1,847,722,350
Lab & Teaching Equipment	417,416,723	13,989,488	-	431,406,210
Motor Vehicles	132,818,487	114,940,000	132,818,487	114,940,000
Water & Electricity Supply Scheme	58,695,209	2,540,425	-	61,235,634
Library Books & Periodicals	325,565,196	8,453,754	-	334,018,950
Cloaks	6,114,306	12,020,320	6,114,306	12,020,320
Machinery	43,083,285	454,645	-	43,537,929
Others	276,114,580	51,058,672	-	327,173,252
	<b>8,618,128,726</b>	<b>10,119,608,588</b>	<b>5,985,263,669</b>	<b>12,752,473,645</b>
<b>Depreciation</b>	<b>Balance</b>	<b>Charge for the</b>	<b>Disposals</b>	<b>Balance</b>
	<b>As at</b>	<b>Year</b>		<b>As at</b>
	<b>01/01/2018</b>			<b>31/12/2018</b>
	<b>Rs.</b>	<b>Rs.</b>	<b>Rs.</b>	<b>Rs.</b>
Buildings & Improvements	1,666,479,249	237,080,083	1,903,559,332	(0)
Furniture & Equipment	1,020,610,801	177,787,476	-	1,198,398,277
Lab & Teaching Equipment	308,851,031	38,717,999	-	347,569,029
Motor Vehicles	104,979,883	22,988,000	104,979,883	22,988,000
Water & Electricity Supply Scheme	45,600,992	2,089,441	-	47,690,433
Library Books & Periodicals	278,242,287	18,570,827	-	296,813,115
Cloaks	5,229,860	-	5,229,860	0
Machinery	38,907,117	2,815,003	-	41,722,120
Others	197,246,838	46,565,381	-	243,812,220
	<b>3,666,148,059</b>	<b>546,614,209</b>	<b>2,013,769,075</b>	<b>2,198,993,193</b>
<b>Written Down Value</b>	<b>4,951,980,668</b>			<b>10,553,480,452</b>

Note: Cumulative depreciation for Machinery has re set as an error correction (Rs.54,424,528). The cost of Air conditioner has included under Other asset category. But mistakenly the depreciation charges of it had included in "Machinery" category.

## Notes to the Financial Statements

As at 31/12/2018

	2018	2017
Note	Rs.	Rs.
<b>Work in Progress</b>	<b>15</b>	
Six Storied Exam Building	391,310,779	359,937,257
Science Faculty Building	225,435,084	202,703,390
Extension of Gym	47,251,563	28,998,830
Industrial Management Building	364,413,172	148,837,106
ICTC Building	91,488,224	38,548,249
Multi Purpose Building- Faculty of Medicine	248,256,386	105,684,840
3rd and 4th Floor for Technology Faculty	106,383,779	41,574,291
New Lectur Theatre Complex -Science	56,064,883	-
Master Plan of the Faculty of Computing and Technology	11,021,447	-
Building for CKDU Information	3,762,523	-
	<b>1,545,387,842</b>	<b>926,283,962</b>
<b>Investments</b>	<b>16</b>	
Staff Security Deposits	66,845	64,180
Endowmwn Fund	12,732,055	12,148,870
Other Investments	3,467,532,154	2,884,030,728
	<b>3,480,331,053</b>	<b>2,896,243,778</b>
<b>Intangible Assets</b>	<b>17</b>	
Intangible Assets	52,306,132	27,068,238
Less: Amortization	(12,891,125)	(6,365,062)
	<b>39,415,007</b>	<b>20,703,176</b>
<b>Inventories</b>	<b>18</b>	
Stationery	20,460,454	25,981,430
Maintenance	10,064,911	14,201,303
Others	405,330	575,821
	<b>30,930,694</b>	<b>40,758,554</b>
<b>Receivables</b>	<b>19</b>	
Interest	29,466,802	23,615,736
Reimbursement from Treasury	199,433,388	-
Property Loan	-	384
Receivable from UGC	1,100,000	1,409,563
Rent from Properties	-	12,500
Mahapola Scholarship	14,226,100	32,218,450
Bursary	11,745,100	7,612,200
Receivable from other Institute	-	200,000
Others	1,901,463	3,440,792
	<b>257,872,853</b>	<b>68,509,624</b>
23	UNIVERSITY OF KELANIYA -2018	

## Notes to the Financial Statements

As at 31/12/2018

	2018	2017
Note	Rs.	Rs.
<b>Prepayments</b>		
20		
Service Agreements	948,970	2,541,282
Vehicles License & Insurance	499,981	106,910
Others	800,861	955,497
	<u>2,249,812</u>	<u>3,603,689</u>
<b>Deposits &amp; Advances</b>		
21		
<b>(a) Staff Loans &amp; Advances</b>		
Distress Loans	129,541,349	123,330,024
Staff Loans	333,370	426,478
Transport Loans	10,900,521	12,052,032
Computer Loans	4,294,025	4,163,792
Special Distress Loans	244,225	358,224
Festival Advances	803,363	758,908
Salary Advances	768,031	104,740
Special Advances	78,043	63,643
	<u>146,962,927</u>	<u>141,257,842</u>
<b>(b) Advances for Supplies &amp; Services</b>		
Research Advance	2,267,794	2,090,437
International Conference Advance	4,024,278	4,937,800
Miscellaneous Advance	8,689,094	15,813,101
Statutory Boards & Local Authorities	96,920	205,639
Capital Advance	163,010,143	309,525,039
	<u>178,088,230</u>	<u>332,572,015</u>
<b>(c) Other Advances &amp; Deposits</b>		
Fuel Deposit	510,000	510,000
Advance for Stamps	-	7,370
External Research Advance	185,306	111,691
Debtors-External Exam	-	38,010
Department Development Fund Advance	378,104	453,104
Advance for Special Degree	450,000	-
Generated Fund Advance	208,913	340,850
Confucius Institute Advance	6,353,145	5,382,961
Advance for Research Centre-Social Sciences	600,000	100,000
Advance for Seeds Programme	922,500	1,231,804
Awareness Programme Advance	18,620	150,000
Research Centre Development Fund Advance	450,000	-
	<u>10,076,587</u>	<u>8,325,789</u>
Total (a)+(b)+©	<u>335,127,744</u>	<u>482,155,647</u>

## Notes to the Financial Statements

As at 31/12/2018

		2018	2017
	Note	Rs.	Rs.
<b>Cash &amp; Cash Equivalents</b>			
	<b>22</b>		
Petty Cash Imprest		-	1,757
Cash Balance		254,964,378	185,004,572
		<b>254,964,378</b>	<b>185,006,329</b>
<b>Cabinet Approved Building Project Fund</b>			
	<b>23</b>		
CDCE Building Fund		24,221,008	40,190,464
Unique Multi Story Building Fund		200,850,000	200,450,000
Restricted fund for Social Sciences		9,044,697	9,044,697
		<b>234,115,706</b>	<b>249,685,161</b>
<b>Deferred Capital Grants</b>			
	<b>24</b>		
Capital Grant Account		4,026,548,513	3,498,474,277
Capital Contribution from Other Sources		909,316,536	871,052,277
Non Monetary Donations		574,864,281	580,911,053
		<b>5,510,729,329</b>	<b>4,950,437,607</b>
<b>Capital Grants Unspent</b>			
	<b>25</b>		
Acquisition of Fixed Assets		-	3,279,776
Rehabilitation & Improvements			
Building Grant		41,892,381	63,967,381
Construction Projects		199,901,342	363,138,908
Human Capital Development Projects		2,105,213	10,040,425
		<b>243,898,936</b>	<b>440,426,491</b>
<b>Endowment Funds</b>			
	<b>26</b>		
Prize Funds	<b>26-1</b>	4,249,691	4,249,691
Scholarship Funds	<b>26-2</b>	4,297,398	4,097,398
Income Balance - Prize Funds	<b>26-3</b>	5,526,486	4,910,648
Income Balance - Scholarship Funds	<b>26-4</b>	3,963,437	3,171,582
Other Funds	<b>26-5</b>	100,435	53,985
		<b>18,137,447</b>	<b>16,483,304</b>



## Notes to the Financial Statements

As at 31/12/2018	Note	2018	2017
		Rs.	Rs.
<b>Prize Funds</b>	<b>26-1</b>		
Gift Fund-Botany		5,000	5,000
Medha Sri Ariyawanse Fund		2,500	2,500
P.A.P.A. Chandrasekara Scholarship Fund		2,833,944	2,833,944
Prof. F.R. Jayasuriya Scholarship Fund		15,000	15,000
M.A.P Manthiriratne Scholarship Fund		5,000	5,000
Dr. P.D. Kannangara Scholarship Fund		15,900	15,900
Scholarship Fund - Investment(ind.man)		108,347	108,347
Prof. D.J. Wijeratne Foundation Fund		142,000	142,000
Rev.Pandith Mudukatuwe Sri Ganarama Fund		50,000	50,000
Rev. Dr. K. Anuruddha Scholarship Fund		50,000	50,000
Derick De Souza Memorial Scholarship Fund		36,000	36,000
Rev. K. Wangeesa Scholarship Fund		10,000	10,000
Budhadasa Galappatthi Scholarship Fund		10,000	10,000
Rev. Sik Vin Sin Scholarship Fund		100,000	100,000
Botany Society Scholarship Fund		60,000	60,000
Prof. A.S. Disanayaka Fund		275,000	275,000
Prof. Carlo Fonseka Scholarship Fund		106,000	106,000
Etsmen Kodak Scholarship Fund		50,000	50,000
Prof. S.B.P. Wickramasooriya Fund		75,000	75,000
Family Medicine Prize Fund		200,000	200,000
Prof. J.K.P. Ariyaratne Prize Fund		100,000	100,000
<b>Total</b>		<b>4,249,691</b>	<b>4,249,691</b>
<b>Scholarship Funds</b>	<b>26-2</b>		
P.P. Jayawardena Scholarship Fund		15,000	15,000
Pertter Silva Scholarship Fund		5,000	5,000
Dr. Chithra Fernando Scholarship Fund		200,000	200,000
Hawanpola Sri Rathanasara Scholarship Fund		100,000	100,000
Linus Silva Scholarship Fund		10,000	10,000
Agnus Peduru Scholarship Fund		132,063	132,063
Mary's Friends Scholarship Fund		100,000	100,000
Rathnakara Scholarship Fund		100,000	100,000
Prof. H.H. Costa Memorial Scholarship Fund		400,000	300,000
S. Jayawardena Scholarship Fund		200,000	200,000
Linus Silva/Agnus Peduru Scholarship Fund		54,274	54,274
Student Trust Fund - (HRM)		700,000	700,000
Prof. Shelton Gunaratne Memorial Scholarship Fund		1,181,062	1,181,062
Rajamanthree Scholarship Fund		150,000	150,000
Prof.P.Ranasinge Scholership Fund		200,000	200,000
Prof W.S.Karunathilake Memorial Fund		650,000	650,000
Prof.K.M.P.Kulasekara Scholership Fund		100,000	-
<b>Total</b>		<b>4,297,398</b>	<b>4,097,398</b>

## Notes to the Financial Statements

As at 31/12/2018

	2018	2017
Note	Rs.	Rs.
<b>Income Balance - Prize Funds</b>	<b>26-3</b>	
Scholarship Fund - Interest (ind.man)	2,305	2,305
Gift Fund-Botany (Interest)	5,563	4,728
Prof. F.R. Jayasuriya Scholarship Fund (Interest)	14,169	9,040
Medha Sri Ariyawanse Fund(Interest)	11,109	10,613
Rev. K. Wangeesa Scholarship Fund (Interest)	15,319	14,030
Rev. Sik Vin Sin Scholarship Fund (Interest)	187,675	176,675
Rev. Dr. K. Anuruddha Scholarship Fund (Interest)	233,043	218,661
Budhadasa Galappatthi Scholarship Fund (Interest)	25,173	23,188
Prof. D.J. Wijeratne Foundation Fund (Interest)	289,494	253,351
Derick De Souza Memorial Scholarship Fund (Interest)	20,588	18,885
Botany Society Scholarship Fund (Interest)	59,784	56,940
P.A.P.A. Chandrasekara Scholarship Fund (Interest)	3,928,506	3,479,311
Prof. Carlo Fonseka Scholarship Fund(Interest)	84,278	75,039
Prof. A.S. Disanayaka Fund (Interest)	272,502	244,548
Prof. S.B.P. Wickramasooriya Fund (Interest)	23,575	20,627
Etsmen Kodak Scholarship Fund (Interest)	51,124	44,618
Family Medicine Prize Fund (Interest)	140,150	120,031
Prof. J.K.P. Arlyaratne Prize Fund (Interest)	68,141	55,200
M.A.P Manthiriratne Scholarship Fund (Interest)	55,273	46,272
Dr. P.D. Kannangara Scholarship Fund (Interest)	38,715	36,587
<b>Total</b>	<b>5,526,486</b>	<b>4,910,648</b>
<b>Income Balance - Scholarship Funds</b>	<b>26-4</b>	
Dr. Chithra Fernando Scholarship Fund(interest)	1,684,253	1,389,469
Perter Silva Scholarship Fund (Interest)	20,336	19,614
P.P. Jayawardena Scholarship Fund (Interest)	70,078	61,875
Linus Silva/Agnus Peduru Scholarship Fund (Interest)	43,637	35,580
Agnus Peduru Fund (interest)	36,727	29,688
Mary's Friends Scholarship Fund (Interest)	127,035	108,325
S. Jayawardena Scholarship Fund(Interest)	112,536	95,450
Rathnakara Scholarship Fund (Interest)	90,225	70,381
Prof. H.H. Costa Memorial Scholarship Fund (Interest)	83,170	182,361
Prof. Shelton Gunaratne Memorial Scholarship Fund (Interest)	975,110	690,329
Rajamanthree Scholarship Fund( Interest)	113,452	84,938
Hawanpola Sri Rathanasara Scholarship Fund(Interest)	167,580	157,495
Student Trust Fund (HRM)	294,782	218,787
Prof .W.S.Karunathilake Fund Interest	97,132	-
Prof.P.Ranasinge Scholarship Fund (Interest)	47,383	27,290
<b>Total</b>	<b>3,963,437</b>	<b>3,171,582</b>
<b>Other Funds</b>	<b>26-5</b>	
UGC Scholarship fund	6,200	6,200
Prizes Awarding Scholarship Funds	18,696	18,696
Donations for Scholarships	16,650	16,650
Multistoried building Fund	58,889	12,439
	<b>100,435</b>	<b>53,985</b>

## Notes to the Financial Statements

As at 31/12/2018	2018	2017
Note	Rs.	Rs.
<b>Research Grants</b>	<b>27</b>	
Grants received from NSF	17,566,582	12,545,980
Grants received from Ministry of Science & Technology	5,769,516	1,000,000
Grants received from UGC	846,165	888,215
Grants received from other institutes	73,416,205	56,550,884
University research grants	29,477,935	29,736,235
	<b>127,076,403</b>	<b>100,721,314</b>
<b>Funds received for special purpose</b>	<b>28</b>	
Special Donations- Rev. Dia O Ci	5,423,868	5,423,868
Special Donations- Kong Meng San Phor Sarc See Monaste	1,026,890	1,026,890
Survey on Usage of High Way	-	4,673
One Asia Foundation	205,589	205,589
IT Project	-	39,917
UGC - QIG	4,149,700	8,460,434
Students Relief Fund	1,394,608	1,333,567
Vice Chancellor's Fund	18,962,614	11,437,797
Bond & Agreements Violation Fund	89,293,855	80,350,592
Interest of Bonds & Agreement Violations (*)	61,171,177	47,776,993
Gratuity Fund	36,166,402	26,332,081
E-Learning Centre Fund	3,251,331	2,387,066
Vidya 2017 Science Exhibition Fund	3,297,840	4,510,137
CKDU.Information Research Centre.Fund	10,629,208	-
	<b>234,973,082</b>	<b>189,289,603</b>

(\*) A sum of Rs.77,863,815.35 has been due from Bond Violators as at 31.12.2018

<b>Other Reserves</b>	<b>29</b>	
Accounting professional sec(APS)	-	213,789
Staff development fund - UGC	1,789,659	1,789,659
Presidency Exhibition fund	-	44,299
Career Guidance Unit deposit	988,628	1,061,628
Glass Blowing Unit deposit	432,758	425,758
Library deposit for Main Library	6,474,725	9,199,306
Library deposit for Faculty Libraries	10,849,705	10,032,407
Centre for Gender Studies Deposit	800,105	810,474
Funds Received from Mahapola trust fund	2,767,753	601,903
Felicitation Ceremony	-	455,650
Project for Special Degree	782,192	844,861
Seed Programme	2,437,967	5,564,991
BSc Physiotherapy	3,509,614	2,030,249
International Conferences	26,037,920	17,772,981
Other Deposites	29,374	29,374
	<b>56,900,400</b>	<b>50,877,328</b>



**Notes to the Financial Statements****As at 31/12/2018**

	<b>Note</b>	<b>2018 Rs.</b>	<b>2017 Rs.</b>
<b><u>Income Received in Advance</u></b>	<b>30</b>		
Fee - Levying Courses - Diploma & Certificates		76,057,738	56,998,070
Fee - Levying Courses - Postgraduate		204,643,477	204,758,646
Fee - Levying Courses - Medicine		5,046,760	4,453,303
Fee - Levying Courses - Others		3,948,534	
Other Internal Programmes		27,937,101	25,551,085
External Examination - Examination Fee		549,927,900	414,685,014
External Examination - Seminar Fee		68,295,318	68,253,490
Others		31,068,250	235,050
		<b>966,925,078</b>	<b>774,934,658</b>
<b><u>Provision for Retiring Gratuity</u></b>	<b>31</b>		
Balance as at 1st January		495,407,713	436,407,929
Add: Charge for the year		44,852,387	90,957,089
		540,260,100	527,365,019
Less: Payments made during the Year		(39,480,908)	(31,957,306)
Balance as at 31st December		<b>500,778,893</b>	<b>495,407,713</b>
<b><u>Provision for Contingent Liabilities</u></b>	<b>32</b>		
President of Labour Tribunal		-	6,002,937
		<b>-</b>	<b>6,002,937</b>

## Notes to the Financial Statements

As at 31/12/2018

		2018	2017
	Note	Rs.	Rs.
<b>Accounts Payable</b>	<b>33</b>		
Staff development programme		1,720,319	374,220
Sundry Deposits		8,634,784	6,804,238
Stamp Deposits		64,200	64,200
Tax Payable		1,231,393	(88,485)
Cancel cheques		1,373,258	1,557,828
Staff security deposits		73,932	70,406
Others		38,292,168	31,726,074
Capital Expenses		199,433,388	
		<b>250,823,444</b>	<b>40,508,480</b>
<b>Accrued Expenses</b>	<b>34</b>		
Audit Fee		3,298,345	1,498,345
Personal Emoluments		43,103,113	33,632,121
Travelling Expenses		100,057	251,707
Supplies Expenses		921,090	2,923,441
Stores Supplies		9,260,571	22,619,157
Maintenance Expenses		15,390,380	2,107,455
Contractual Services		56,781,927	29,901,237
Other Recurrent Expenses		59,820,139	40,897,897
Others		251,825	164,525
Accrued Expenses of Feelevying Courses		6,945,907	11,824,600
		<b>195,873,354</b>	<b>145,820,486</b>
<b>Refundable Deposits</b>	<b>35</b>		
Tender Deposits		162,000	473,750
Security Deposits		105,758,425	85,391,798
Library Deposits		41,852,091	39,885,500
Others - Hostel			1,256,500
		<b>147,772,516</b>	<b>127,007,548</b>

## 35. Related Party Transactions

Transactions entered into by the University with the organizations where Council members are Key Management Personnel of those organizations.

1). An amount of Rs. 46,274,859 had been paid during the year to Lanka Education and Research Network (LEARN) in connection with the service providing Leased Line Services and commodity Internet Access, the following key persons has acted as directors of the LEARN as bellow.

- Dr. K.G.H.D. Weerasinghe who is Director of the Information and Communication Technology Centre of the University has been appointed as a director of LEARN.

Details of payments made to Lanka Education and Research Network (LEARN)

Amount paid For University	37,503,089	38,185,082
Amount paid For Medical Faculty	8,771,769	9,389,191
Total	<b>46,274,859</b>	<b>47,574,273</b>

**36. Contingent Liabilities**

**Pending Legal cases as at the balance sheet date**

1. District Court Marawila Case No. 1538/L

Filed by a third party against the University and the Registrar, claiming ownership to the land called Dummaladeniya situated in Wennappuwa, belonging to the University. The value of the action is Rs. 4,00,000/-.

2. District Court Gampaha Case No. 1225/L

Filed by outside parties against the University, the Vice-Chancellor and the Registrar, claiming title to part of the Ragama Medical Faculty property, which is state land, handed over to the University by the Divisional Secretary, Jaela for the purposes of the University. The value of the action is Rs. 3,000,000/-.

3. District Court Gampaha Case No. 6411/M

Filed by a member of the academic staff of GWAI against the former Senior Assistant Internal Auditor of the University, claiming compensation for damages alleged to have been caused to the said member of academic staff by the action taken against him on the basis of an audit investigation. Compensation claimed is Rs. 5,000,000/-.

4. District Court Colombo Case No. 3785/16/DMR

Filed by the University against a member of staff who had acted in violation of the agreement he had entered into with the University for the purpose of granting study leave and against the two sureties to the bond. The University is seeking to recover a sum of Rs. 3,233,787.70 in this case.

**Concluded legal cases**

1. **Supreme Court Case No. 191/2015**

Filed by the University to appeal against an order made by the Court of Appeal where a former member of staff was reinstated with back-wages and awarded compensation in a sum of Rs. 500,000/-. This case was settled between the parties, University agreeing to reinstate the said member of staff agreeing to waive the compensation and to resign from the post in the University of Kelaniya. A sum of Rs. 7,649,419/16 (Salary & Allowances – Rs. 5,502,936.97, Gratuity – Rs: 961,287.50, Interest for UPF-1, 185,194.69) has been paid accordingly.

2. **District Court Colombo Case No. 3056/2015/DMR**

Filed by the University to recover the value of a performance bond furnished by a contractor in connection with a contract to tar the internal roads in the Faculty of Medicine, Ragama. This case was settled between the parties and a sum of Rs, 67,232.78 which was the total value of the bond, was paid to the University.



### **37. Accelerating Higher Education Expansion and Development (AHEAD), a World Bank funded Project**

Accelerating Higher Education Expansion and Development (AHEAD) Operation is another World Bank funded project aimed at supporting higher education sector in the entire country from 2018 to 2023. The scope of this operation will be the higher education activities under the Ministry of Higher Education, the UGC, and the 15 universities, SLIATE, ATIs and non-state HEIs approved by the Ministry of Higher Education and the University Grants Commission. The AHEAD will support three strategic result areas; (1) Increasing students' enrolment in Higher Education in priority disciplines for economic development, (2) Improving the quality of Higher Education and (3) Promoting Research, Development and Innovation. The project's support to expand students' enrollment in state universities, is focused on Science, Technology, Engineering, Mathematics, (STEM) Humanities, Education, Management and Social Science (HEMS) programs through a combination of demand and supply initiatives. The project further assists Enriching Learning, Teaching and Assessment (ELTA), English Language Skills Enhancement (ELSE), Professional Development and Quality assurance activities while promoting a culture of research, development, innovation and commercialization (RDIC) in Universities. The project also extend supports for University business linkage aimed at increasing collaboration with professional expertise in technology transfer, business model development, establishing business incubators, and enabling academics and students to obtain professional business advice and training.

Operations Technical Secretariat (OTS) has exclusively been established in the University headed by a Director and other staff to handle Finance, Procurement and other administrative work of the project. It is the responsibility of the project staff at OTS, to coordinate, monitor and facilitate the work of project activities at various faculties, and departments throughout the life of project operation. The Operations and Monitoring Support Team (OMST) at national level integrated with UGC, is also coordinating and monitoring the project implementation while extending technical, and operational expertise.

In University of Kelaniya, the AHEAD has approved many grants totaling to LKR 430 million so far and some of the activities have already been commenced and the details are as follows:

1. Faculty of Medicine – Department of Medical Education

AHEAD has granted Rs. 30,000,000/- for the Department of Medical Education, Faculty of Medicine for medical equipment for the Simulation Ward. It shows physical progress 86.66% by spending Rs. 22,958,850/- as at 31.12.2018 for the purchase these items.

2. Departments of Social Statistics, Accountancy, Finance, Industrial Management, Microbiology and Disability Studies

AHEAD has granted Rs. 67,751,935.14/- under HRD Scholarship to undergo the Doctoral studies to the academic staff members of the above Departments. Five staff members have commenced studies and it shows financial progress of Rs. 5,416,847.63 as at 31.12.2018.

**38. Science and Technology Human Resources Development Project.**

The Science and Technology Human Resource Development Project funded by the Asian Development Bank (ADB) supports the government to develop technology faculties in three universities viz. University of Kelaniya, Rajarata University of Sri Lanka and Sabaragamuwa University of Sri Lanka, and the Faculty of Engineering at the University of Sri Jayewardenepura to nurture a new breed of technology-oriented graduates equipped with market-relevant skills and entrepreneurial spirit. It will address lack of financing for technology degree programs, which are high in demand from students and industry. The project will provide innovative technology and industry-relevant education and research facilities, help quality curriculum design and academic staffing aligned with industry demand and international standards, and provide competitive industry and foreign university grant scheme and capacity development opportunities.

The project has five key outputs planned: (1). Innovative technology learning and research environment established, (2). Quality and industry-relevant higher technology education programs implemented, (3). Industry linkages and international collaborations strengthened, (4). Faculty management capacity strengthened, and (5). New higher education project preparation supported.

The total contribution for the project from the Asian Development Bank is USD 145 Million while the government contribution is USD 20 Million. The ADB funding is composed of two loan categories: Ordinary capital resources (USD 83.02 Million) and Concessional ordinary capital resources lending (USD 61.98 Million).

The Faculty of Computing and Technology of the University of Kelaniya has been allocated a total sum of USD 29.2 Million under this project and a further sum of USD 10 Million is available for the four universities to be utilised under competitive proposal basis.

The Faculty of Computing and Technology will utilise the above funding to construct a building complex at the proposed Mudun Ela premises, procure books, software & equipment, train the staff, establish partnership programmes with reputed international universities and develop collaborative programmes with the industry.

The overall project will be managed by the Project Management Unit (PMU) established under the Ministry of City Planning, Water Supply and Higher Education while the project coordination at the university level will be handled by the Project Implementation Unit (PIU) headed by a Deputy Project Director. The responsibilities of the PIU includes monitoring and supervising construction of the faculty buildings and designing and implementing project activities, including procurement of goods and services, within the scope of the project to develop the faculty with assistance of the University Council/Senate and university academic staff.

No disbursements related to the activities proposed by the Faculty of Computing and Technology have been made as of 31.12.2018. Details of the project are as follows:

SN	Project Component	Estimated Cost in (Rs)	Date of Commencement	Expected Date of Completion	Remarks
1	Construction of the building complex for the faculty.	3,690,000,000	Sep-19	Sep-22	Bidding document is being prepared.
2	Procurement of Goods	720,000,000	Jan-19	Dec-23	A tender for LKR 39,900,000 has been awarded for the procurement of laboratory furniture for the Chemistry and Physics laboratories. However, the contract has not been signed by 31.12.2018.
3	Staff Training	72,000,000	Jan-19	Dec-23	
	<b>Total</b>	<b>4,482,000,000</b>			



**UNIVERSITY OF KELANIYA**  
**STATEMENT OF THE COMPARISON OF BUDGET AND ACTUAL AMOUNTS - 2018**

CATEGORY	Actual 2018 Rs.	Final Budget 2018 Rs.	Original Budget 2018 Rs.	Difference Original Budget and Actual Rs.
<b>INCOME</b>				
Government Grant	3,030,000,000	3,030,000,000	2,750,000,000	(280,000,000)
Government Grants for Recurrent Expenditure	3,030,000,000	3,030,000,000	2,750,000,000	(280,000,000)
Other Income	1,497,728,006	597,000,000	457,000,000	(1,040,728,006)
<b>Total Income</b>	<b>4,527,728,006</b>	<b>3,627,000,000</b>	<b>3,207,000,000</b>	<b>(1,320,728,006)</b>
<b>EXPENSES</b>				
Personal Emoluments	2,692,109,737	2,692,500,000	2,369,000,000	(326,109,737)
Personal Emoluments - Academic	1,927,469,302	1,927,500,000	1,693,765,623	(233,703,679)
Personal Emoluments - Non Academic	764,640,435	765,000,000	672,234,377	(92,406,058)
Travelling Expenses	5,388,708	5,386,000	10,000,000	4,611,292
Domestic	802,179	800,000	920,000	117,821
Foreign	4,586,529	4,586,000	9,080,000	4,493,471
Supplies	93,990,579	93,986,000	71,300,000	(22,690,579)
Stationery and Office Requisites	37,634,962	37,635,000	32,000,000	(5,634,962)
Fuel & Lubricants	9,819,583	9,820,000	11,000,000	1,180,417
Uniforms	3,488,145	3,488,000	1,100,000	(2,388,145)
Mechanical & Electrical goods	3,205,649	3,200,000	500,000	(2,705,649)
Chemicals & Glassware	14,583,496	14,584,000	10,000,000	(4,583,496)
Medical Supplies	1,697,427	1,698,000	1,700,000	2,573
Other	23,561,316	23,561,000	15,000,000	(8,561,316)
Maintenance Expenses	37,919,479	37,911,000	25,075,000	(12,844,479)
Vehicles	6,124,729	6,125,000	4,500,000	(1,624,729)
Plant, Machinery and Equipment's	31,307,793	31,300,000	19,000,000	(12,307,793)
Buildings and Structures	133,288	133,000	50,000	(83,288)
Furniture	326,225	325,000	1,025,000	698,775
Other	27,445	28,000	500,000	472,555
Contractual Services	417,849,395	417,908,000	301,600,000	(116,249,395)
Transport	23,168	23,000	100,000	76,832
Postal and Communication	71,432,827	71,450,000	66,000,000	(5,432,827)
Electricity & Water	135,307,483	135,400,000	118,000,000	(17,307,483)
Rents and Local Taxes	35,069,252	35,000,000	15,000,000	(20,069,252)
Security Services	49,256,592	49,250,000	35,000,000	(14,256,592)
Cleaning Services	74,970,538	74,970,000	29,000,000	(45,970,538)
Printing Advertising etc.,	42,423,443	42,450,000	28,000,000	(14,423,443)
University Sports Activities	3,125	3,000	500,000	496,875
Other	9,362,966	9,362,000	10,000,000	637,034
Other Recurrent	444,469,213	451,430,200	433,025,000	(11,444,213)
Travel grants to University Teachers				
Special Services - Council & Committees	3,956,080	3,960,000	3,000,000	(956,080)
-Do- Professional & Other Fees	154,650	155,000	50,000	(104,650)
Workshops, Seminars	6,731,432	6,730,000	6,500,000	(231,432)
Academic Research & Publications	4,073,330	4,000,000	6,000,000	1,926,670
Staff Development (Training for Teachers, Administrators & Other Employees)	2,760,287	2,760,000	2,000,000	(760,287)
Postgraduate Research & Scholarships		5,400,000	1,000,000	1,000,000
Course Materials for Students & Learning Quality Improvement	100,000	100,000	100,000	-
Industry Internships, Practical & Career Guidance				-

**UNIVERSITY OF KELANIYA**  
**STATEMENT OF THE COMPARISON OF BUDGET AND ACTUAL AMOUNTS - 2018**

CATEGORY	Actual 2018	Final Budget 2018	Original Budget 2018	Difference
	Rs.	Rs.	Rs.	Original Budget and Actual Rs.
Students' Development Initiatives & Community Relations	137,860	138,000	400,000	262,140
Student Welfare, Employee Welfare, Student Councils & Social Harmony	500,000	500,000	600,000	100,000
Employee Welfare & Medical Insurance	11,753,200	11,753,200	9,000,000	(2,753,200)
Corporate Planning, Governance & Outreach	500,000	500,000		(500,000)
Grants to other Organizations	64,951,940	65,000,000	2,200,000	(62,751,940)
Interest Subsidy on Property Loan	14,481,818	14,500,000	13,000,000	(1,481,818)
Holiday Warrants Season Tickets	1,269,215	1,270,000	2,500,000	1,230,785
Entertainment Expenses	3,320,083	3,300,000	2,500,000	(820,083)
Bank Charges	1,868	2,000		(1,868)
Awards & Indemnities	177,500	200,000	300,000	122,500
Contributions & Membership Fees	1,888,797	1,900,000	3,500,000	1,611,204
Examination Fees	88,477,446	88,500,000	85,000,000	(3,477,446)
Expenditure on Extension Projects	208,471,736	210,000,000	260,000,000	51,528,264
Expenditure on Postgraduate Courses				
Others	30,761,971	30,762,000	35,375,000	4,613,029
<b>Total Expenses</b>	<b>3,691,727,111</b>	<b>3,699,121,700</b>	<b>3,207,000,000</b>	<b>(484,727,111)</b>
<b>Surplus / ( Deficit) for the period</b>	<b>836,000,895</b>			<b>(836,000,895)</b>

## 11.2 Total Income 2018

Description	2018
<b>Government Grant</b>	
<i>Recurrent Grant</i>	
Personnel Emoluments	2,694,000,000
Other Recurrent	336,000,000
Mahapola Grant	
University Grant Commission	125,586,500
Mahapola Higher Education Scholarship Trust Fund	126,075,500
Bursary Grants	36,224,900
Other Grants ( Please specify)	
<i>Capital Grant</i>	
Rehabilitation & Improvement of Capital Assets	111,461,768
Acquisition of Fixed Assets	170,327,156
Construction Projects	399,511,659
Human Capital Development Project	55,233,662
Research and Development	8,465,754
<b>Other Grants</b>	
Capital Grant	50,000,000
<b>Generated Income</b>	
Self- Financing Activities	350,736,225
All other Internal Income	1,146,991,781
<b>Total</b>	<b>5,610,614,906</b>

## 11.3 Capital Expenditure 2018

Capital Expenditure	Government Grant	Generated Income	Other Grants	Total Expenditure
Construction Projects	317,911,318	40,969,456	1,689,000	360,569,774
Acquisition of Assets	171,917,933	82,307,042	35,202,876	289,427,851
Rehabilitation & Maintenance of Capital Assets	133,536,768	22,487,288	7,789,358	163,813,414
Human Capital Development Project	113,438,231	-	-	113,438,231
Strengthening Research	8,196,397	-	-	8,196,397
<b>Total</b>	<b>745,000,647</b>	<b>145,763,786</b>	<b>44,681,235</b>	<b>935,445,668</b>

## 11.4 Recurrent Expenditure 2018

Object Programme	Personal Emoluments - Academic (Rs.)	Personal Emoluments - Non Academic (Rs.)	Travelling Expenses (Rs.)	Supplies (Rs.)	Maintenance Expenses (Rs.)	Contractual Services (Rs.)	Mahapola & Bursary (Rs.)	Other Recurrent Expenses (Rs.)	Grand Total (Rs.)
Programme 01- General Administration	11,318,408	188,436,078	955,891	17,162,099	7,679,122	96,432,387		5,360,281	327,344,265
Programme 02- Academic									
Faculty of Commerce & Management Studies	304,018,228	27,816,476	891,685	5,996,083	5,236,553	11,619,986	66,565,100	10,564,315	432,708,425
Faculty of Computing & Technology	47,879,107	7,792,940	30,529	1,517,975	752,668	7,955,421	7,531,450	1,995,189	75,455,280
Faculty of Graduate Studies	-	9,651,100	26,408	1,383,303	150,724	6,456,709		9,667,511	27,335,755
Faculty of Humanities	368,596,949	42,938,267	376,238	4,760,144	2,225,825	1,043,265	68,701,000	9,893,435	498,535,123
Faculty of Medicine	418,014,237	170,677,845	1,128,103	14,105,197	5,942,256	73,018,986	20,856,350	4,811,165	708,554,138
Faculty of Science	441,971,108	96,064,362	611,297	18,023,612	4,285,843	2,930,928	35,183,650	14,856,741	613,927,540
Faculty of Social Sciences	346,423,269	39,118,859	878,037	5,185,266	2,344,397	1,789,557	89,311,300	16,727,779	501,778,465
Examination	-	10,597,414	305,360	1,126,772	46,953	16,624,202		7,478,690	36,179,392
Programme 03- Teaching Resources									
Library Services	16,329,058	49,548,201	84,282	462,126	1,559,302	3,849,928		186,400	72,019,296
Programme 04- Welfare Services	2,553,787	45,347,487	90,580	3,120,581	1,098,072	50,661,827		4,369,525	107,241,860
Programme 05 - Maintenance		59,754,987	1,500	18,158,090	201,882	65,595,721		102,890	143,815,070
Programme 07 - Extension Services									
External Examinations		26,107,921	5,000	2,246,797	2,416,128	31,210,876		122,805,884	184,792,606
Programme 08 - Ancillary Activities									
Hostel		6,006,036	3,800	742,534	3,979,755	48,659,602		942,652	60,334,379
Expenditure From Generated Income	113,758,554	37,597,809	28,482,040	2,993,518	-	27,366,812		140,164,492	350,363,225
<b>Grand Total</b>	<b>2,070,862,704</b>	<b>817,455,783</b>	<b>33,870,748</b>	<b>96,984,097</b>	<b>37,919,479</b>	<b>445,216,207</b>	<b>288,148,850</b>	<b>349,926,950</b>	<b>4,140,384,818</b>

## 12. REPORT OF THE AUDIT GENERAL

HED/E/UOK/1/2018/18  
2019

31 May

Vice Chancellor  
University of Kelaniya

**Report of the Auditor General on the Financial Statements and Other Legal and Regulatory Requirements of the University of Kelaniya for the year ended 31 December 2018 in terms of Section 12 of the National Audit Act, No. 19 of 2018.**

### 1. Financial Statements

#### 1.1 Qualified Opinion

The audit of the financial statements of the University of Kelaniya for the year ended 31 December 2018 comprising the statement of financial position as at 31 December 2018 and the statement of financial performance, statement of changes in equity and cash flow statement for the year then ended, and notes to the financial statements, including a summary of significant accounting policies, was carried out under my direction in pursuance of provisions in Article 154(1) of the Constitution of the Democratic Socialist Republic of Sri Lanka read in conjunction with provisions of the National Audit Act No. 19 of 2018 and Sub – section 108(1) of the Universities Act, No. 16 of 1978. My report to Parliament in pursuance of provisions in Article 154 (6) of the Constitution will be tabled in due course.

In my opinion, except for the effects of the matters described in the basis for Qualified Opinion section of my report, the accompanying financial statements give a true and fair view of the financial position of the University as at 31 December and of its financial performance and its cash flows for the year then ended in accordance with Sri Lanka Public Sector Accounting Standards.

#### 1.2 Basis for Qualified Opinion

- (a) Material donations valued for Rs.2,441,337 received from outside parties had been stated as cash outflow in the cash flow statement under the financial activities. Further, without submitting sufficient evidences and explanations a cash inflow amounted to Rs.58,700 had been included.
- (b) Even though according to the physical verification report the stock balance as at 31 December 2018 was Rs.37,974,423, was stated in financial statements as Rs.30,930,694 and had a difference of Rs.7,043,729. The reasons for the difference had not been identified and action had not been taken to correct the accounts.
- (c) Capital grant amortisation in motor vehicles amounted to Rs.22,988,000 had omitted in the accounts during the year under review.

1

- (d) Estimated useful life time of intangible assets had not been assessed and disclosed in the financial statements and the value of those assets had been depreciated by 20 per cent annually.
- (e) Disposal fixed assets had not been identified annually and those values had not been removed from the accounts. A sum of Rs.427,879 received from the auction of disposed assets during the year had been adjusted in other income instead of adjusting in the assets disposal account. Further, adjustment in respect of disposal assets had not been made in the accounts since 2007.
- (f) Information such as the relevant deposit certificate, bank balance confirmation and receiving of interest income had not been submitted to the audit to verify the ownership and existence of fixed deposit of Rs.108,347 shown in the financial statements.
- (g) Total value amounted to Rs.70.4 million including annual rental paid for the building of the Faculty of Computer Technology amounted to Rs.24.3 million and the total cost of renovation amounted to Rs.46.1 had obtained from the capital grants and recognized as income and expenditure in the financial performance statement and accounted accordingly.

I conducted my audit in accordance with Sri Lanka Auditing Standards (SLAuSs). My responsibilities, under those standards are further described in the Auditor's Responsibilities for the Audit of the Financial Statements section of my report. I believe that the audit evidence I have obtained is sufficient and appropriate to provide a basis for my qualified opinion.

### **1.3 Responsibilities of Management and Those Charged with Governance for the Financial Statements**

Management is responsible for the preparation of financial statements that give a true and fair view in accordance with Sri Lanka Public Sector Accounting Standards, and for such internal control as management determine is necessary to enable the preparation of financial statements that are free from material misstatement, whether due to fraud or error.

In preparing the financial statements, management is responsible for assessing the University's ability to continue as a going concern, disclosing, as applicable, matters related to going concern and using the going concern basis of accounting unless management either intends to liquidate the University or to cease operations, or has no realistic alternative but to do so.

Those charged with governance are responsible for overseeing the University's financial reporting process.

As per Section 16(1) of the National Audit Act No. 19 of 2018, the University is required to maintain proper books and records of all its income, expenditure, assets and liabilities, to enable annual and periodic financial statements to be prepared of the University.

#### **1.4 Auditor's Responsibilities for the Audit of the Financial Statements**

My objective is to obtain reasonable assurance about whether the financial statements as a whole are free from material misstatement, whether due to fraud or error, and to issue an auditor's report that includes my opinion. Reasonable assurance is a high level of assurance, but is not a guarantee that an audit conducted in accordance with Sri Lanka Auditing Standards will always detect a material misstatement when it exists. Misstatements can arise from fraud or error and are considered material if, individually or in the aggregate, they could reasonably be expected to influence the economic decisions of users taken on the basis of these financial statements.

As part of an audit in accordance with Sri Lanka Auditing Standards, I exercise professional judgment and maintain professional scepticism throughout the audit. I also:

- Identify and assess the risks of material misstatement of the financial statements, whether due to fraud or error, design and perform audit procedures responsive to those risks, and obtain audit evidence that is sufficient and appropriate to provide a basis for my opinion. The risk of not detecting a material misstatement resulting from fraud is higher than for one resulting from error, as fraud may involve collusion, forgery, intentional omissions, misrepresentations, or the override of internal control.
- Obtain an understanding of internal control relevant to the audit in order to design audit procedures that are appropriate in the circumstances, but not for the purpose of expressing an opinion on the effectiveness of the Company's internal control.
- Evaluate the appropriateness of accounting policies used and the reasonableness of accounting estimates and related disclosures made by the management.
- Conclude on the appropriateness of the management's use of the going concern basis of accounting and based on the audit evidence obtained, whether a material uncertainty exists related to events or conditions that may cast significant doubt on the University's ability to continue as a going concern. If I conclude that a material uncertainty exists, I am required to draw attention in my auditor's report to the related disclosures in the financial statements or, if such disclosures are inadequate, to modify my opinion. My conclusions are based on the audit evidence obtained up to the date of my auditor's report. However, future events or conditions may cause the University to cease to continue as a going concern.
- Evaluate the overall presentation, structure and content of the financial statements, including the disclosures, and whether the financial statements represent the underlying transactions and events in a manner that achieves fair presentation.

I communicate with those charged with governance regarding, among other matters, significant audit findings, including any significant deficiencies in internal control that I identify during my audit.

## 2. Report on Other Legal and Regulatory Requirements

National Audit Act, No. 19 of 2018 include specific provisions for following requirements.

- Except for the effect of the matters described in the Basis for Qualified Opinion paragraph, I have obtained all the information and explanation that required for the audit and as far as appears from my examination, proper accounting records have been kept by the University's as per the requirement of section 12 (a) of the National Audit Act, No. 19 of 2018.
- The financial statements presented is consistent with the preceding year as per the requirement of section 6 (1) (d) (iii) of the National Audit Act, No. 19 of 2018.
- The financial statements presented includes all the recommendations made by me in the previous year as per the requirement of section 6 (1) (d) (iv) of the National Audit Act, No. 19 of 2018.

Based on the procedures performed and evidence obtained were limited to matters that are material, nothing has come to my attention;

- 2.1 to state that any member of the governing body of the University has any direct or indirect interest in any contract entered into by the University which are out of the normal cause of business as per the requirement of section 12 (d) of the National Audit Act, No. 19 of 2018;
- 2.2 to state that the University has not complied with any applicable written law, general and special directions issued by the governing body of the University as per the requirement of section 12 (f) of the National Audit Act, No. 19 of 2018;

	Reference to law/ direction	Description
(a)	Financial Regulation of the Democratic Socialist Republic of Sri Lanka.	
	(i) Financial Regulation 102,103 and 104, National Library and Documentation service Board Circular No. 2014/pw/1/2016 (amended) of 22 December 2016.	According to the library books survey report conducted on 31 December 2017 in accordance with the Financial Regulations and Circulars, 24,721 library books had lost and 4,366 books obtained by lecturers and students between 01 January 2013 and 31 December 2018 had not been returned till 7 February 2019.
	(ii) Financial Regulation 371	Even though advances should be settled immediately after the completion of the intended purpose for which it is granted, unsettled advance balance amounted to RS.3,667,108 was remained over more than one year.
	(iii) Financial Regulation 571	Action had not been taken to settle the various deposits amounted to Rs.50,751,301 had been



deposited in the University more than two years

- |     |  |  |
|-----|--|--|
| (b) | Section 6.5.1 of the Public Enterprises Circular No. PED/12 of 02 June 2003. | A copy of the draft annual report along with Annual Financial Statements had not been submitted to the Auditor General.  |
| (c) | Finance circular No.02/2015 of 10 July 2015                                  | Action had not been taken to dispose two buses which had been removed from the running condition for nearly two years due to the repair was not economically viable. |

2.3 to state that the University has not performed according to its powers, functions and duties as per the requirement of section 12 (g) of the National Audit Act, No. 19 of 2018 ;

- (a) 17 balances in the University Research Grant Account amounted of Rs.14,639,993 had not been utilized since 01 to 03 years period.
- (b) It was observed in test checks that Sports equipment valued for Rs.1,971,000, Laboratory equipment valued for Rs.1,232,072, Computer and Office Equipment valued for Rs.5,468,400 were underutilized during the year under review.
- (c) Even though balance of 38 Interest Accounts as at 31 December 2018 relating to Scholarship Fund and Rewarding Fund amounting to Rs.3,963,437 and Rs.5,526,486 respectively, a total sum of Rs. 206,300 had only been utilized during the year i.e. Rs.187,800 and Rs.18,500 respectively. Therefore, the objective of setting up the accounts was not fruitful.
- (c) A cash grant amounted to Rs.5,423,868 received in 2011 for the construction of a hostel for foreign students in the Pali and Buddhist Educational Division and another grant amounted to Rs.1,026,890 received in 2013 had not been for the intended purpose and remained idly.

2.4 to state that the resources of the University had not been procured and utilized economically, efficiently and effectively within the time frames and in compliance with the applicable laws as per the requirement of section 12 (h) of the National Audit Act, No. 19 of 2018 ;

- (a) Unidentified direct credit in 03 bank accounts amounting to Rs.2,905,653 coming since year 2016 and 2017 had not been identified and adjusted in the accounts.
- (b) A sum of Rs.11,959,101 had been incurred to purchase 110 laptops for the lecturers in the Faculty of Social Science, but 7 laptops had not been distributed even up to end of the year.
- (c) In accordance with the 8.9.1 (b) of the Government Procurement Guidelines Manual an agreement should be signed for all procurements exceeding value Rs, 500,000. But had not been done so for 09 procurements valued for Rs. 19,083,441.

## 2.5 Other Observations

- (a) In accordance with the code of ethics issued by the University Grant Commission to the academic staff in the University in March 2012, the minimum number of lecture hours which should be conducted by a lecturer had been decided. But in some instances even the minimum number of hours had not been allocated and it was revealed in the test check that, even though 91 lecture hours should have been allocated for 15 permanent academic staff in a certain academic faculty for the year 2016/2017, only 58 hours was allocated but, only 32 lecture hours was conducted by them and therefore, the allocated lecture hours also was not conducted.
- (b) Even though the primary document was the students signature register to prove the conducting lectures by the university lecturers, details such as dates conducted the lectures , subject code, name and signature of the lecturers, time conducted lecturers and academic year had not been mentioned in that documents in several occasions.
- (c) A large number of external lecturers had been employed to cover lectures by the University and a sum of Rs. 47,143,233 had been incurred during the year under review in a test check observed that, 285 external lecturers had been recruited in two faculties and 33 lecturers required to cover 871 lecture hours had not been conducted even a single lecture hour and 53 lecturers had been conducted less than 50 per cent out of the allocated lecturer hours. Attendance register for self supervision had not been maintained to make in and out of the external lecturers and temporary lecturers.
- (d) Even though 500 student can be accommodated in the male hostels of the University, boarding facilities had been given only for 328 students. Though 172 students could have been accommodated in that hostel a sum of Rs. 1,500,000 had been paid as annual rent to supply to boarding facilities to 114 male students.
- (e) Total registered number of students for Centre for Distance and Continuing Education in the university at the end of the year 2018 was 99,174 and the registered number of student in the year 2018 was 7,855 out of registered students between year 2003 to 2018, 4,587 students had been completed the degree during the year under review. A period of 09 months to 02 years had been spent to issue results of 04 degree programme in last 03 academic years.
- (f) Even though a sum of Rs.54,791,505 had been incurred for foreign doctorate for 12 lecturers, they have reported duties without completing qualifications.
- (g) In 2015 the supreme court had given its verdict the university in its judgement in a case filed by a staff member who has dismiss in 2008 and the University had gone to the appeal court against the judgement. The case was withdrawn in 2017 on the decision of the Governing Council that the officer was reinstated in 2018 with a salary arrears of Rs.7,649,419 and Rs.125,000 had been spent on legal fees.
- (h) It was observed that to a senior lecturer in the faculty of social science had not been allocated lecture hours in the study schedules from 2012 to 12 February 2018 due to disability. Even though if there was no evidence that she had engaged study works, without receiving any service from January 2014 to February 2018 a sum of Rs.6,186,190 had been paid to her as salaries and allowance.

- (i) Outstanding loan balance of Rs.1,599,159 issued to 19 University employees had remained without recovery and non-recoverable loan balance over 5 years was Rs.526,847 loan balance of 3-5 years was Rs.824,954 loan balance of 1-3 years was Rs.203,358. Adequate action had not been taken to recover those loan balances.
- (j) Three laptop computers valued for Rs.346,500 issued to three lecturers who retired and died after 2016 had not been returned.
- (k) In the checking of University Income the budgeted income for the years 2016, 2017 and 2018 was Rs.655,656,800, Rs.650,554,000, and Rs.597,000,000 respectively, and actual revenue was Rs.1,106,210,227, Rs.1,102,741,737 and 1,497,728,000 respectively and it was observed variances of 68.7 per cent, 69.5 per cent and 150 per cent.
- (l) Every public entity should act in accordance with the Circular No.NP/SP/SDG/17 dated 14 August 2017 . issued by the Secretary to the Ministry of National Policies and Economic Affairs and the 2030 'Agenda' of the United Nations on Sustainable Development. Accordingly, the University had not properly identified the scope of its work.

W.P.C. Wickramaratne  
Auditor General

## 13. AUDIT COMMITTEE REPORT

### Composition of the Audit Committee

The Audit Committee of the University established as a sub-committee responsible for the Council consists of three non-executive members. The following officers were engaged in audit committee activities in the year 2018.

<b>Members</b>	<b>Participation in the committee in 2018 (participation/ due to participate)</b>
1. Mr. Preethi Perera (Chairman)	4/4
2. Mr. H.M.N. Warakulla	4/4
3. Donat Nandasinha	4/4

In addition to the above members, the members from the Auditor General's Department were also invited to participate as observers.

### Meeting

As per Public Enterprises Circular No. P. E. D./31, committee meetings should be held at least four times a year. The Committee met four times in the year under review and the internal and external audit reports were discussed at these meetings. The Committee reports were submitted to the University Council for information and necessary action.

### Main Responsibilities

The main objective of the Auditor Committee is to assist the Council for the efficient functions of the financial matters of the University.

The main responsibilities are;

1. Review and supervision of the financial statements, financial reporting and the continuation of the audit process.
2. Examine any matter related to the finance of the University and other related matters.
3. Approving the annual internal audit plans and programmes.
4. Supervision of the internal audit plan and programme.
5. Investigate the external and internal audit reports and take follow up action on recommendations.
6. Review and supervision of the effective performance of the internal system controls.

## **Activities within the Year**

The Committee was engaged in the following activities within the year under review.

### **1. Approval and supervision of the annual internal audit plans and programmes.**

The Committee approved the internal audit plan and internal audit programme for the year 2018 and supervised it throughout the year. The Committee reviewed and supervised the effectiveness of the internal audits, performance of the queries and the performance of the Internal Audit Division.

### **2. Compliance with laws and regulations**

The compliance with the relevant laws and regulations were reviewed with the reports submitted by the external and internal auditors. The Committee further followed up on the preparation and presentation of the annual accounts reports of the University and the settlement of statutory payments such as gratuity, pensions and the Provident Funds.

### **3. Continuous review and supervision on the violation of contracts**

The Committee continuously reviewed and supervised the recovery process from the staff members who violated bonds. As a result, it was able to recover a complete bond amount from persons and Rs. 7.7million was recovered in the year under review. There were 16 bond violators at the beginning of the year 2018. It was able to recover the whole bond value from one person within the year. Twelve persons are paying the recoverable in installments and legal action has already being taken to recover the relevant amounts from the remaining seven persons.

### **4. Review and strengthening of the internal control system**

Necessary recommendations on the control of fixed assets, regulating the expenditure for contractual activities, lending library books, annual board of survey of stores/ survey of fixed assets, recovering the unsettled advances, settling the unrecognized and unsettled loan balances and strengthening the internal controls. Continuous review was done on the actions taken to correct the weaknesses depicted in the Auditor's Report and Audit Inquiry for the year 2018.

### **5. Audit Committee Meetings**

The Audit Committee meetings were held at four occasions within the year ended as at 31<sup>st</sup> December 2018. All the Audit Committee members actively participated in all the committees. A representative from the Auditor General's Department participated at every meeting of the Audit Committee as a supervisor. Other staff members from the University were also invited when required. Senior Assistant Internal Auditor acts as the Secretary of the Committee.

## **Conclusion**

The Committee was satisfied with the success of the follow up activities based on the recommendations on the matters considered by the Committee in the year 2018.

**Signed illegibly**  
**Chairman**  
**Audit Committee**  
**University of Kelaniya**

## **14. OBSERVATION OF THE COUNCIL OF THE UNIVERSITY OF KELANIYA ON THE REPORT OF THE AUDITOR GENERAL**

My No: UK/IA/FAR/2018

Your No: HED/E/UOK/1/2018/18

11<sup>th</sup> July 2019

Auditor-General,  
National Audit Office,  
No. 306/72,  
Poldoowa Road,  
Battaramulla

### **Report of the Auditor General on the Financial Statements of the University of Kelaniya for the year ending 31<sup>st</sup> December 2018 in terms of Section 12 of the National Audit Act No. 19 of 2018.**

The clarifications with reference to your equal number above and the report of the Auditor-General as per Section 12 of the Audit Act No. 18 of 2018 on the financial statements for the year ended on 31<sup>st</sup> December 2018 are presented as follows:

#### **1.2 Basis for the Qualified Opinion**

- (a) Steps have been taken to make the corrections with the presentation of accounts for the year 2019.
- (b) A report has been prepared after comparing with the stock board of survey ledger as at 31.12.2018. The reasons for the said difference have been identified and steps have been taken to make the corrections after adjusting with the 2019 ledger.
- (c) Steps have been taken to make the necessary adjustments by the journal entries for the year 2019.
- (d) Steps have been taken to make the necessary adjustments by the journal entries for the year 2019.
- (e) When the assets were disposed the whole amount has been adjusted to the income as adequate data on the assets that were disposed were not received (such as the purchased value and date). Action has been taken to update the fixed assets register in the year 2019 and it has been noted to make the adjustments after the revaluation process on the University assets is completed.
- (f) Letters have been sent to the Peoples' Bank, Bank of Ceylon and the National Savings Bank in order to obtain information on these fixed deposits.

- (g) The relevant expenses have been made in accordance to the fund estimates that have been approved for the work of the Faculty of Computer Technology. The finance for the rental and renovation of the said building has been approved under the grants of the General Treasury and the University Grants Commission. The essential renovations as per the contracts have been made on the relevant approvals and capitals in the nature of recurrent have been accounted as expenditure.

## 2.2.

<u>Reference to Laws, Regulations</u>	<u>Description</u>
(a) Financial Regulations of the Democratic Socialist Republic of Sri Lanka	
I. FR 102, 103 and 104 and Circular No. 2017/Lib/1/2016 (amended) dated 22 <sup>nd</sup> December 2016 of the National Library and Information Services Board	A report to remove 24,721 lost books from the library collection as mentioned in the 2017 Library Book Board of Survey, was prepared and submitted to the Vice Chancellor on 29.05.2019 in order to obtain the necessary approval from the Senate. A report on the books that have not been returned by the students and lecturers from 01 <sup>st</sup> January 2003 to 31 <sup>st</sup> December 2018 is been prepared and it is due to be submitted to the Library Committee and Internal Audit Division through the Vice Chancellor.
II. FR 371	The payment has been delayed due to the various shortcomings in the Advance Payment vouchers. Action has been taken to prepare a regular programme with more attention to this matter in the year 2019.
III. FR 571	These have been retained under the recommendations of the Section Heads as the

	final bills of the construction projects have not been settled and as the contractors have not made any request. However, the relevant sections have been informed to take necessary steps to release these deposits in the year 2019.
(b) Public Enterprises Circular No. EPD/12 dated 02 <sup>nd</sup> June 2013 Para. 06.05.1	The draft Annual Report was sent to the Ministry of Town Planning, Water Supply and Higher Education on 17/05/2019 and a copy of the draft Annual Report has been forwarded to the State Audit Division on the same day to be sent to the Audit Department.
(c) Public Finance Circular No. 02/2015 dated 10 <sup>th</sup> July 2015	As per Public Finance Circular No. 02/2015 necessary action will be taken to appoint a Survey Board and dispose these two vehicles after the recommendations of the said Board.

**2.3 (a)**

I. The value of the funds received for 08 research grants of the Medical Faculty is Rs. 3,862,363.00 and the current status of the said research is as follows:

	<b>Research</b>	<b>Current Status</b>
1	Child Sex Tourism Research	This research has been paused as the ethical clearance has not been received for its commencement.
2	Coconut Research	The research was not implemented in the year 2018 as the two lecturers in charge of this research have gone abroad.
3	HPV prehevilance Project	
4	ITREOH Workshop	
5	CRI Grant (Pathology)	
6	Fonterra II Research	These projects have been completed.
7	Influenza Research	



8	IAEA Research	Funds for this project have been received only for conducting research on the persons who have been exposed to radiation. The research was not implemented as such persons have not been presented for it in this year.
---	---------------	---

II. The funds of Rs. 1,197,539.00 received for six researches of the Medical Faculty have not been received for the researches and have been received for the laboratory facilities and programmes maintained by the Medical Faculty. The current status of the funds are as follows:

	<b>Research</b>	<b>Current Status</b>
1	Bio Chemistry Lab	These laboratories and the programmes are not in operation at present.
2	Bio Chemistry Lab	
3	Medical Laboratory Science Degree Practical Programme	
4	Sugery Education Fund	
5	Talsimia Project	
6	Lung Function Lab	Though these laboratories are in operation, no transactions has been made.

III. Medical Faculty WHO Research – Rs. 896,310.00

	<b>Research</b>	<b>Current Status</b>
1	TDR Research	This project has been completed.
2	HRP Grant	The relevant lecturer in charge of this research has informed that the funds received for this research have been amalgamated with the Reproductive Research Fund and a new programme is implemented.

#### IV. ISID Research – Rs. 1,103,552.00 (Medical Faculty)

The funds for this research have been received in the year 2018 and it is in operation at present.

(b) The relevant exercise equipment have been stationed at the Dharmarama hostel in February 2019 and they have been used. The Dean of the Faculty of Social Sciences has approved to obtain the finance for the building facility of the Physical Science Laboratory from the Faculty Development Fund and steps have been taken accordingly. The computers in the Faculty of Computing and Technology are to be used by the networking laboratory and the library. And the renovations in this regard have been initiated in the laboratory and library areas.

(c) Steps have been taken to consider the possibility of transferring these scholarship funds and prize funds to a common fund and take actions under a common policy. The relevant sections have been informed in this regard.

(d) The commencement of the project was delayed as the expected funds for the construction of the hostel for the foreign lecturers were not received. The land required for this purpose has been purchased by now and necessary approvals for starting the construction of the building are being taken.

2.4 (a) An amount of Rs. 95,000/- from the direct deposits that has not been identified and coming from the years 2016 and 2017 has been identified in the year 2019 and accounted by the journal No. E 117.

The remaining direct deposits could not be recognized due to the following reasons:

1. Direct deposits made from the Teller Machines
2. Depositors not mentioning the relevant data correctly in the Bank slips.

The steps to prevent this shortcoming have been discussed with the Bank and at present, accounts are checked every day and relevant adjustments are made after contacting the Bank.

(b) The Faculty of Social Sciences maintains three computer laboratories. Steps have been taken to use these remaining 07 laptops for the lectures conducted at this computer laboratory, for the meetings conducted at the Faculty Meeting Hall, for the international conferences and other seminars, for the activities held at the new auditorium of the Faculty of Social Sciences and for the use of the lectures conducted by the visiting lecturers of the Faculty of Social Sciences.

(c) It has been decided to sign the agreements for the future procurements in accordance with the Procurement Guidelines and the agreements are signed at present as well.

## **2.5 Other Observations**

(a) As discussed at the Departmental meetings of the Departments, at the commencement of the relevant half-year each lecturer will be given his/her personal timetable. They attend for lectures in accordance with this time-table. If a lecture is not conducted the Section Head is informed. And if a lecture is not conducted in the proper manner, undergraduates express their displeasure to the lecturers. Sometimes lectures are not conducted due to the sudden strikes launched by the undergraduates and various events organized by the Departments and students Unions. However, the relevant lecturers conduct additional lectures to minimize any disadvantage to students.

(b) Lecturers should engage in research activities in addition to the lecturing and other academic activities conducted by him. They have to visit other outside institutions for this purpose. Accordingly, University lecturers can not stay within the University premises on full time basis. The functions of lecturers are not limited to the activities he/ she performs within the University premises and it is a full time employment. Considering these matters, an attendance register is not maintained for the University lecturers from the inception. This is used as a custom to this day.

(c) The temporary lecturers maintain their attendance in the sign registers placed at the Faculty office under the supervision of the Deans. However, some lecturers have not obtained the student sign registers to prove their lectures. At the same time, the faculty office is maintaining the attendance registers for the temporary lecturers and information of their attendance can be obtained from the student sign registers.

(d) Before the male students are provided with the hostel facilities, hostel facilities were provided to 738 female students in 123 rooms of the CWW Kannangara hostel, six students in each room. As it was decided to provide hostel facilities to female students at premises that are in close proximity to the University with the aim of enhancing their security, the CWW Kannangara hostel was reserved for the male students and due to the limited request for hostel facilities by them, accommodation is provided on the basis of 4 students in each of the 123 rooms.

At the same time, with the aim of reducing the conflicts between the Science faculty students and the students from other faculties they were accommodated at another hostel. After lengthy discussions of the Hostel Committee on this matter, it has been decided to provide a separate hostel for the Science faculty students.

(e) The paper markings of the examination papers of the Distance and Continuous Learning Centre are done by a small percentage of lecturers and they are engaged in conducting lectures, paper marking of the internal examinations as well as engaging in the national level examinations. At the same time, one examination paper is marked by two lecturers separately. This is also a time consuming matter. Due to these reasons, the delay in marking the papers lead to the delay in issuing the results of the examinations. Assessing a large number of answer papers while maintaining a high standard also demands more time. In order to expedite the issuance of examination results, the conference marking system has been introduced and this method has been implemented by now.

(f)

Name of the lecturer	Current Status
Mrs. K Rajarathnam	The thesis for the Doctoral degree has been submitted to the Faculty of Graduate Studies on 19 <sup>th</sup> February 2018.
Mrs. Anusha Salwathura	Has informed that the academic period has been extended to October 2019.
Ven. Deniyaye Pangnaloka Thero	The research paper titled 'A Critical Study of the Kyushu and Lhasha Manuscripts of the Satasahasrika Prajnaparamita' has been submitted to the Kyushu University. Has

	informed that the Doctoral degree research would be completed in December 2020.
Mrs. Isha Gamlath	Has informed that the Doctoral degree research would be presented in December 2020.
Prof. Uda Hettige	Has informed that her thesis would be presented by the end of July 2020.
Mrs. GK Rathnayaka	Has informed that a presentation on her thesis was made in front of an expert panel of the Faculty of Graduate Studies and it has been approved by the said panel and it is to be produced to the Senate for its approval.
Ven. Galkande Dhammananda Thero	Has informed that the research thesis would be produced before the December month in 2019.
Mrs. DK Manathunga	Has informed that the NCAS has extended the thesis submission period till June 2019 and her thesis would be submitted within the said period.
Mr. MDP Peiris	Has informed through his Dean that he has completed his Doctoral degree within the time period stipulated in the Bond Agreement and he has reported to duty and he has not violated any bond conditions.
Senior Lecturer Mr. NGA Karunathilaka	As the provisions for the completion of the degree were not adequate, he has returned to Sri Lanka and has resumed service at the Mathematics Section of the Kelaniya University.
Dr. MM Gunawardna	As the results of the laboratory research of this lecturer has not been successful as expected, he has been unable to register as a Doctoral degree student and has not

	completed his doctoral degree.
Senior Lecturer Mr. EAAD Edirisinha	Has not completed the Doctoral degree as yet and as per the signed agreement, has reported for duty after studies. The University has awarded a promotion for him as he has completed a Post-Graduate degree acceptable as per the UGC Circular No. 01/ 2013.

(g) Mrs. RAC Nandani who had served in the post of Assistant Statistician II has filed a legal case in the University Services Appeal Board against the termination of her service and after its decision had been in favour of the University, she had appealed to the Court of Appeal challenging the said decision and the University has filed an appeal in the Supreme Court against the decision of the Court of Appeal which was in favour of the said officer. Considering the circumstances of the case, the Council has decided to settle the litigation and accordingly, the matter was settled between the parties in the year 2017. The amount of Rs. 125,000/- was the payment made to the Department of Attorney-General for obtaining the legal representation for the University in the Supreme Court litigation.

(h) Agree on the payment of salaries. Though Mrs. RA Kulasekara was not engaged in the examination hall observation work due to the difficulties resulted in the removal of her foot in the year 1995 due to an unexpected illness, the Department has informed that she had continuously engaged in the examination paper preparing and paper marking activities. The Department of Mass Communication of the Faculty of Social Sciences has informed that Mrs. RA Kulasekara had performed duties such as conducting lectures, examining the thesis and assignments as assigned by the Dean until her retirement and as such she had been continuously paid the salary.

(i) There is an outstanding in the loan balances issued to 19 employees in the academic and non-academic staff of the Kelaniya University and two of the employees have gone abroad on no-pay leave and action has been taken to recover such receivables from them when they are paid the salary once they have returned from abroad and recover the loan balances of 10

employees from their Provident Funds. At the same time, action has been taken to send the documents required to recover the loan balances from the employees who are transferred to the Moratuwa, Colombo and Ruhunu Universities. Though it has been unable to reveal the details of two staff members and such loan balances can be deducted from the Provident Funds of the said officers and action has been taken in this regard.

(j)

<b>Name of the Lecturer</b>	<b>Department</b>	<b>Current Status</b>
Prof. Kulathilaka Kumarasinha	Sinhala	The Department Head has agreed on 21.05. 2019 that the computer would be provided.
Prof. WMAP Abesekara	Sinhala	-
Prof. Gunawardana Nanayakkara	Sinhala	It has been returned to the Sinhala Department

(j) When the budgetary income of the University is calculated, the income has been calculated in the middle of the year on a practical basis. However, the annual income is subject to alter depending on the actual situation by the end of the year. For example, as there is a difference in the number of students generally enrolled to the Distance and Continuous Educational Centre and the actual number of recruits and as there is a discrepancy between the budgetary income and the actual income of the fee levying courses such matters may have contributed to the variants as mentioned in the report.

(k) The University of Kelaniya, operating as the first green University in Sri Lanka , has implemented five projects with the period of 2014 and 2018. The following projects are implemented in order to achieve the ‘No garbage Entity’ target.

- i. Waste management
- ii. Water Management
- iii. Energy Management
- iv. Accomodation Management
- v. Training Programmes

The University has implemented various programmes and procedures in order to achieve the Sustainable Development goals through these five projects.

- Has implemented awareness programmes and workshops to train the University staff.
- Internal Circulars have been issued to prevent the purchasing of the plastic water bottles and the usage of polythene and action has been taken accordingly.
- Action has been taken to prepare compost fertilizer and sell for a concessionary price.
- The Sustainable Development Unit has created a re-usable bag and it is produced by a small scale manufacturer.
- A rain water conservation project with the capacity of 60,000 liters of water has been in operation from the year 2015 and it has been able to save 5000 liters of water consumed by the University.
- Steps have been taken to construct a drainage system built in the year 2015 within the University female student hostel and it has been able to collect 10,000 to 15,000 of capacity water in a week to be used in the garden matters.

Professor DM Semasinghe

Vice - Chancellor

Copies :- 01. Chairman – University Grants Commission

02. Secretary – Ministry of Town Planning, Water Supply and Higher education.

03. Secretary – Ministry of Finance and Mass Media.



## 15. Report on activities Carried out and Future plans based on Sustainable Development Goals at University of Kelaniya

*The report produced based on sustainable development, 'to safeguard the environment and mitigate any negative impact on the environment' as per the directives given in No 17 (d), Part III of the National Audit act No 19 of 2018; this report is produced based on the sustainable development goals, specified in the website of Department of Census and Statistics.*

### **Introduction**

University of Kelaniya is ranked 1<sup>st</sup> according to UI Green metric ranking and remained the same for 4 Consecutive years since the time it was first declared the 1<sup>st</sup> State Green University in Sri Lanka in year 2014. The University of Kelaniya has been able to make this achievement since Sustainable Development Concept has been incorporated in to its vision itself;

***“To become a center of excellence in the creation and dissemination of knowledge for sustainable development”.***

The University has successfully completed a multitude of activities in keeping with the Sustainable Development goals and are constantly working as an institution with clearly defined future plans.

## 3. GOOD HEALTH



The University has its own established Health Center complex and it was renovated during year 2019 with several extensions to maintain a health service, efficient and friendly the university community.

Further, following actions are proposed in keeping with "Good Health and Well-being "under sustainable development goals. These activities are also incorporated the university Corporate Plan.

- Establish new ETU (Emergency Treatment Unit) and its maintenance
- Renovate and expansion of Day treatment Unit
- Improve Dental Care Facilities and services
- Enhance Pharmacy and Laboratory facilities
- Enhance Aurvedic medical care facilities & Services
- Commencement of Counselling services and Awareness programmes for students and staff.

#### 4. QUALITY EDUCATION



One of the main goals of the University of Kelaniya in Keeping its vision and mission, is

*“To create a high quality and flexible teaching and learning environment”*

Almost all the academic programmes and academic activities of the university and aligned to meet this goal. Following Strategies are currently being used to actualize these goals and these are incorporated to the 5 years corporate plan ensure their smooth operation.

1. Introduce and conduct innovative, quality and attractive study programs
2. Revise the existing curricula to meet national and international needs
3. Encourage lifelong learning in order to enable students and graduates to realize their full potential
4. Provide more opportunities for the development of students’ soft skills
5. Provide opportunities for students to get practical experience in the industry, where applicable
6. Conduct an annual, comprehensive assessment of the quality of teaching in each faculty and convey results to staff
7. provide students with more opportunities to participate in sports, clubs and societies, together with opportunities for leadership and formal recognition of their extra curricula activities

Further to the directives taken at the overall quality education, following activities are being carried out to develop knowledge and awareness on sustainable development concept among students and other stake holders of the university.

- Environmental Sustainability extension” I go Green 2018”: To give the awareness and hands on experience on solid waste management, hydroponics and use of sunlight in agriculture, (soilless culture of plants), dengue mosquito control and disease prevention to the children of the academic and nonacademic staff, university of Kelaniya.”
- Sustainability Leadership Program for Undergraduates of faculty of science and commerce
- Sustainability Leadership Program for Undergraduates of faculty of social science and humanities.
- Introduction of courses on sustainability to undergraduate programmes
- Trainings on sustainability to students
- Awareness programmes for University staff

## 5. GENDER EQUALITY



The University of Kelaniya has established Center for Graduate Studies aimed to provide a focus for research, teaching and consciousness raising on gender in the university and within the community.

Following activities are being carried out to ensure 'Gender Equality ' and maintained an ongoing activities incorporated into 5 years Cooperate plan.

- Orientation & Stage play programs for freshman
- Outdoor camping Gender Mainstreaming for student of University of Kelaniya
- A symposium for gender studies collaboration with UGC
- Academic/Non-academic (medical/computing/humanities/Social Sciences) Awareness programs on Gender equity/ equality
- Prevention on cyber violence in girl-child school program
- Curriculum Development in Gender Studies

## 6. CLEAN WATER AND SANITATION



The center for sustainability solution established in University of Kelaniya collaborated with the landscape division of the university are carrying out a multitude of activities aimed at providing. Clean water and sanitation to the university community as follows.

- Introduced a sprinkler system to irrigate grass mats.
- Treated sewage water recycling program
- The use of water efficient appliances (Water tap, toilet flush etc.)

## 7. AFFORDABLE AND CLEAN ENERGY



The Center for Sustainability Solution (CSS), established in University of Kelaniya collaborated with the landscape division of the university are carrying out a multitude of activities aimed at providing Affordable and clean energy in the university community as follows.

- Propose energy target for each hostel E.g.- 5% reduction of energy consumption within year 2020
- Use of solar energy for boilers – senior common room and student canteens

## 12. RESPONSIBLE CONSUMPTION AND PRODUCTION



University has taken several policy decisions and is carrying out a series of activities lead by Center for Sustainability Solution (CSS) in collaboration of landscape division which could be listed as followers.

- Say “No” to Polythene: Banning polythene usage in the university and introducing a reusable bag as an alternative
- Training Session on foreign students on waste segregation, 3-R concept and compost production
- Streamlining paper waste management of University of Kelaniya
- Streamlining solid waste Management Program
- Paper recycling project

### 13. CLIMATE ACTION



University of Kelaniya is taking several measures Address the 'Climate Action' defined in 'Sustainable Development Goals' and are carrying out several activities are led by CSS could be indicated as follows.

- Increase of total area on campus covered in planted vegetation by 10%, Green walls
- Extension to plant nursery
- Habitat enrichment for wildlife (Dalugama and Ragama premises)

### 15 LIFE ON LAND



CSS has carried out "Distribution of saplings to the community to commemorate the World Environment Day, 05th June 2018" to improve the "Life on Land" and it is expected that their activities will in the long term have a positive effect on Climate action, goal 13 mentioned above.

### 17 PARTNERSHIPS FOR THE GOALS



University of Kelaniya is also making 'Partnerships' to achieve sustainable development goals and recently signed a 'MOU between Department Forestry and University of Kelaniya to develop and manage 150 ha of forest residence in an area identified in Karuwalagaswewa in Puttalam district.

This activity was also coordinated by Center for Sustainable Solutions.