

**UNIVERSITY OF KELANIYA**  
**SRI LANKA**

**ANNUAL REPORT & ACCOUNTS**

**2019**

## University of Kelaniya

### Vision

To become a centre of excellence in creation and dissemination of knowledge for sustainable development

### Mission

To nurture intellectual citizens through creativity and innovation, who contribute to the National development

### Objectives

1. To create high quality and flexible teaching and learning environment
2. To develop the highest quality faculty and staff to attain the strategic goals of the University
3. To create a multi- disciplinary research culture of global standing
4. To improve the image of the University by widening the range of economic and social engagements
5. To develop an excellent system of governance through the efficient and effective administration and financial management



## VICE – CHANCELLOR’S MESSAGE



*“Redefining the DNA of UoK: This year we transform the university to a Zero Defect University for the first time in the Higher Education Sector in Sri Lanka.”*

We strive to put our best to go forward every day to serve the public in the most efficient and effective ways possible as a reputed public higher education institution. Completing

60 years of excellence in higher education, 2019 has been a significant year for the University.

During 2019, the University’s performance is improved with new improvements in both academic and administrative fields. Same as for previous years, several research symposia were held and various extra-curricular activities were organized by the staff as well as the students to ascend the teaching learning culture of the University. Moreover, 31 staff members were rewarded for bringing honour to the University by winning prestigious national or international awards.

With pleasure, I invite you all to explore the achievements and performance of the University declared in this report.

Finally, I would like to extend my gratitude to the ongoing dedication and commitment of the staff and students of the University who worked enthusiastically, which made 2019 a successful year and upgrading the University for the current level.

**Prof DM Semasinghe**  
Vice- Chancellor  
University of Kelaniya

## **ABOUT THE REPORT**

This is the report of annual information about the University of Kelaniya for the year 2019. This report seeks to demonstrate the general information, performance and achievements of the University descriptively from January 1, 2019 to December 31, 2019.

### **Reporting Frameworks and Scope**

The report consists information on students, graduate output, human resource, research and innovations, awards and achievements, sports activities and achievements, welfare facilities, infrastructure development projects and financial performances and annual accounts. The data and information exhibited in this report are collected over the administration and academic departments and the units and centers of the University of Kelaniya. The report is compiled by the University Statistics and Data Monitoring Unit.

## LIST OF TABLES

Table 1-1: Plans on time ahead.....	8
Table 2-1: Faculty Summary.....	9
Table 2-2: Departments of the Faculty of Humanities and respective subjects offered by the Departments .....	33
Table 3-1: New enrollment by the Faculty.....	49
Table 3-2: New entrants to the degree programmes - Local entry.....	50
Table 3-3: New entrants to the degree programmes - Foreign entry.....	51
Table 3-4: Total enrollment 2019 - Local entry.....	53
Table 3-5: Total enrollment 2019 - Foreign entry.....	55
Table 3-6: New entrants to the external undergraduate degree programmes - 2019.....	56
Table 3-7: Total enrollment in external undergraduate degree programmes - 2019.....	56
Table 3-8: Students by the postgraduate programme.....	57
Table 3-9: Local student enrollment in full time postgraduate studies - 2019.....	58
Table 3-10: Foreign student enrollment in postgraduate studies - 2019 .....	61
Table 3-11: Details of foreign students in short term training/ assignments .....	62
Table 4-1: Undergraduate output of the internal graduates 2019 .....	64
Table 4-2: Undergraduate output of the external graduates 2019 .....	65
Table 4-3: Postgraduate output 2019 .....	66
Table 5-1: Approved cadre and the existing staff .....	69
Table 5-2: Total University staff by the employee classification.....	70
Table 5-3: Approved cadre and the existing staff of the academic staff category.....	71

---

Table 5-4: Highest academic qualifications of the academic staff.....	72
Table 5-5: Highest academic qualifications and the professional qualifications of the administrative staff .....	73
Table 5-6: Existing members of the non- academic staff.....	74
Table 5-7: Highest qualifications of the non- academic staff.....	74
Table 5-8: Information of international staff visited .....	75
Table 6-1: Publications done by the academic staff - 2019 .....	78
Table 6-2: Science & Technology development output - 2019.....	79
Table 6-3: Details of patents .....	79
Table 6-4: Awards received by the University - 2019.....	80
Table 7-1: Number of students who received hostel facilities .....	88
Table 7-2: Permanent hostel utilization.....	89
Table 7-3: Rented hostel utilization.....	89
Table 7-4: Mahapola and bursary scholarship receivers - 2019.....	90
Table 8-1: Sports training programmes and events .....	94
Table 8-2: Performance of events at the Inter University Championship - 2019 .....	95
Table 10-2: Total income - 2019.....	154
Table 10-3: Capital expenditure - 2019.....	154
Table 10-4: Recurrent expenditure - 2019.....	155

## LIST OF FIGURES

Figure 1-1: Organizational Structure of the University.....	3
Figure 3-1: New enrollment by the Faculty .....	49
Figure 3-2: New enrollment by the gender .....	49
Figure 3-3: Total enrollment 2019 by Faculty .....	52
Figure 3-4: Total enrollment 2019 by the level of study .....	52
Figure 3-5: Total enrollment 2019 by the gender.....	52
Figure 3-6: Students by the postgraduate programme .....	57
Figure 5-1: Workforce by the staff category .....	68
Figure 5-2: Highest academic qualifications of the Academic staff.....	72

## LIST OF ACRONYMS

FCMS	:	Faculty of Commerce and Management Studies
FCT	:	Faculty of Computing and Technology
FGS	:	Faculty of Graduate Studies
FHU	:	Faculty of Humanities
FMED	:	Faculty of Medicine
FSC	:	Faculty of Science
FSOSC	:	Faculty of Social Sciences

**CONTENTS**Page  
No.

<b>UNIVERSITY OF KELANIYA</b> .....	<b>ii</b>
Vision.....	ii
Mission.....	ii
Objectives.....	ii
<b>VICE-CHANCELLOR'S MESSAGE</b> .....	<b>iii</b>
About the Report.....	iv
List of Tables.....	v
List of Figures.....	vii
List of Acronyms.....	vii

**PART ONE - ANNUAL REPORT – 2019**


<b>1 THE UNIVERSITY' OF KELANIYA</b> .....	<b>01</b>
1.1 The Year 2019 of the University.....	05
1.2 Achievements of the Year.....	06
1.3 Plans on Time Ahead.....	08
<b>2 FACULTIES OF THE UNIVERSITY</b> .....	<b>09</b>
2.1 Faculty of Commerce and Management Studies.....	10
2.2 Faculty of Computing & Technology.....	13
2.3 Faculty of Graduate Studies.....	23
2.4 Faculty of Humanities.....	32
2.5 Faculty of Medicine.....	35
2.6 Faculty of Science.....	39
2.7 Faculty of Social Sciences.....	44
<b>3 STUDENT INFORMATION</b> .....	<b>48</b>
3.1 New Enrollment 2017/18 – Internal Undergraduate Degree Programmes.....	49
a. Local Entry.....	50
b. Foreign Entry.....	51
3.2 Total Enrollment 2019 – Internal Undergraduate Degree Programmes.....	52
a. Local Entry.....	53
b. Foreign Entry.....	55
3.3 Students in External Undergraduate Degree Programmes – 2019.....	56
3.4 Students in Postgraduate Programmes – 2019.....	57
a. Local Students in Postgraduate Studies.....	58
b. Foreign Students in Postgraduate Studies.....	61
3.5 Foreign Students in Short Term Training/ Assignments 2019.....	62
<b>4. EXAMINATION DATA</b> .....	<b>63</b>
4.1 Undergraduate Output – Internal Graduate 2019.....	64
4.2 Undergraduate Output – External Graduate 2019.....	65
4.3 Postgraduate Output 2019.....	66
<b>5 HUMAN RESOURCES OF THE UNIVERSITY</b> .....	<b>67</b>
5.1 Staff of the University – Approved Cadre and Present Staff.....	68
5.2 Academic Staff – Approved Cadre and Present Staff.....	71
5.3 Highest Qualifications of Academic Staff, Administrative and Financial Staff 2019.....	72
a. Academic Staff.....	72
b. Administrative and Financial Staff.....	73



5.4	Non-Academic Staff.....	74
	a. Existing Members of the Non-Academic Staff.....	74
	b. Highest Qualification of the Non-Academic Staff.....	74
5.5	Information of International Staff Visited– 2019.....	75
<b>6</b>	<b>RESEARCH &amp; DEVELOPMENT ACTIVITIES.....</b>	<b>77</b>
6.1	Publications done by the Academic Staff 2019.....	78
6.2	Science & Technology Development Output 2019.....	79
6.3	Details of Patents 2019.. ..	79
6.4	Awards Received by the University – 2019.....	80
<b>7.</b>	<b>STUDENT WELFARE FACILITIES.....</b>	<b>87</b>
7.1	Hostel Facilities – 2019.....	88
	a. Permanent Hostel Utilization.....	89
	b. Rented Hostel Utilization.....	89
7.2	Mahapola and Bursary Scholarships – 2019.....	90
<b>8</b>	<b>SPORTS ACTIVITIES 2019.....</b>	<b>91</b>
8.1	Sports Facilities.....	92
8.2	Sports Events of the University.....	93
8.3	Sports Training Programmes & Events.....	94
8.4	Performances at the Inter University Championships –2019.....	95
8.5	Special Events Conducted by Department of Physical Education in 2019.....	96
8.6	Affiliated Sport Controlling Bodies – 2019.....	97
8.7	Other Positions Held by Staff Members During the Year –2019.....	98
<b>9</b>	<b>ACTIVITIES CARRIED OUT AND FUTURE PLANS BASED ON SUSTAINABLE DEVELOPMENT GOALS.....</b>	<b>99</b>
9.1	Introduction.....	99
9.2	Good Health.....	100
9.3	Quality Education.....	100
9.4	Gender Equality.....	102
9.5	Clean Water and Sanitation.....	102
9.6	Affordable and Clean Energy.....	103
9.7	Responsible Consumption and Production.....	104
9.8	Climate Action .....	104
9.9	Life on Land.....	105
9.10	Partnerships for the Goals.....	105

## **PART TWO - FINANCIAL INFORMATION & AUDIT INFORMATION**

<b>10</b>	<b>FINANCIAL INFORMATION .....</b>	<b>107</b>
10.1	Financial Statements.....	108
10.2	Total Income – 2019.....	154
10.3	Capital Expenditure–2019.....	154
10.4	Recurrent Expenditure 2019.....	155
<b>11</b>	<b>REPORT OF THE AUDITOR GENERAL.....</b>	<b>156</b>
<b>12</b>	<b>REPORT OF THE AUDIT COMMITTEE.....</b>	<b>164</b>
<b>13</b>	<b>OBSERVATION OF THE COUNCIL OF THE UNIVERSITY OF KELANIYA ON THE REPORT OF THE AUDITOR GENERAL.....</b>	<b>167</b>



*Opening the Bodhiprakaaraya with the golden fence and Patimaagaraya on November 01, 2019*

---

---

PART ONE

**ANNUAL REPORT 2019**

---

## **1. The University of Kelaniya**

The University of Kelaniya, located in the historical domain of the Kelaniya city outside the municipal limits of Colombo has seven different Academic Faculties, fifty-six (56) academic departments and three institutes with 652 academic staff members and 832 non-academic staff members. Also, the University has three other affiliated Institutes namely, Gampaha Wickramarachchi Ayurvedic Institute, Postgraduate Institute of Archaeology, Postgraduate Institute of Pali and Buddhist Studies.

Students of the University get various services under following categories such as Student Counselling Service, Career Guidance Unit, Personal Counselling Unit (Kalana Mithuru Sevana), Medical Centre, Physical Education, Cultural Centre, Arts Council, Library (including Faculty Libraries), Information and Communication Technology Center and International Student Affairs Unit. Except for these centres and units, there are several others for different but specific services. For example, Quality Assurance Centre, University Statistics and Data Monitoring Unit (USD MU), Media Unit, Staff Development Center, Technology and Innovation Support Centre, Sustainable Development Centre, Centre for Distance and Continuing Education (CDCE), Centre of Excellence for Strategic Brand Identity Development (CESBID) and the Inter - Faculty Center for Coordinating the Modular System (ICCMS). Ensuring the research culture of the University, the University has a research council which coordinates with each faculty's research service center.

Except for the Faculty of Medicine, which is located in Ragama premises, all the other faculties are located in Dalugama, twelve kilometers away from the capital city in a whole area of 55 acres. The main buildings on Dalugama premises are the Student Centre, Science Block, Humanities and Social Sciences Building Complex, Commerce and Management Studies Building Complex, Science Lecture Theatre Complex, Auditorium and Ancillary Building, Sri Dharmaloka Convocation Hall, Aquaculture and Microbiology Buildings, ICT Centre, the Library, and the

Administrative Block. Sri Dharmaloka Convocation Hall has a seating capacity of 1,000, while the Science Faculty Auditorium and Professor Sunil Shantha Memorial auditorium of the Faculty of Commerce and Management Studies can accommodate 250 & 300 persons respectively. Sri Dharmaloka Convocation hall and Social Sciences Auditorium were recently upgraded as state-of-art auditoriums with modern technology.

In terms of housing, the Bhikku Hostel and the Women's Hostel Complex are located within the Dalugama campus, while the Men's Hostels and some Women's Hostels are located nearby. Venerable Ratmalane Sri Dharmarama Girls' hostel complex was opened in December, providing accommodation facilities for 500 students. In providing IT facilities, in addition to the main ICT Centre, every Faculty possesses well-equipped ICT Centers which are managed either by the faculty or by the department. To facilitate teaching, learning and research Wi-Fi facility have been expanded to cover the entire University and the hostels. Three language laboratories are located in the Faculty of Humanities. All departments of the Faculty of Science and Faculty of Commerce & Management Studies consist of research laboratories in addition to classroom facilities.

At Ragama, the buildings include the Administration Block, Lecture Theatres and Laboratories Complex, Disabilities Studies Unit Building, Molecular Medicine Unit building, Preclinical Buildings Complex, Auditorium with a seating capacity of 200 and men's and women's hostels. Construction of two lecture theatres and a students' hostel was commenced at the faculty premises recently.

The human resource of the University comprises, concisely, academic staff members, administrative staff, academic support staff, executive staff and non- academic staff. The following figure illustrates the organizational structure descriptively

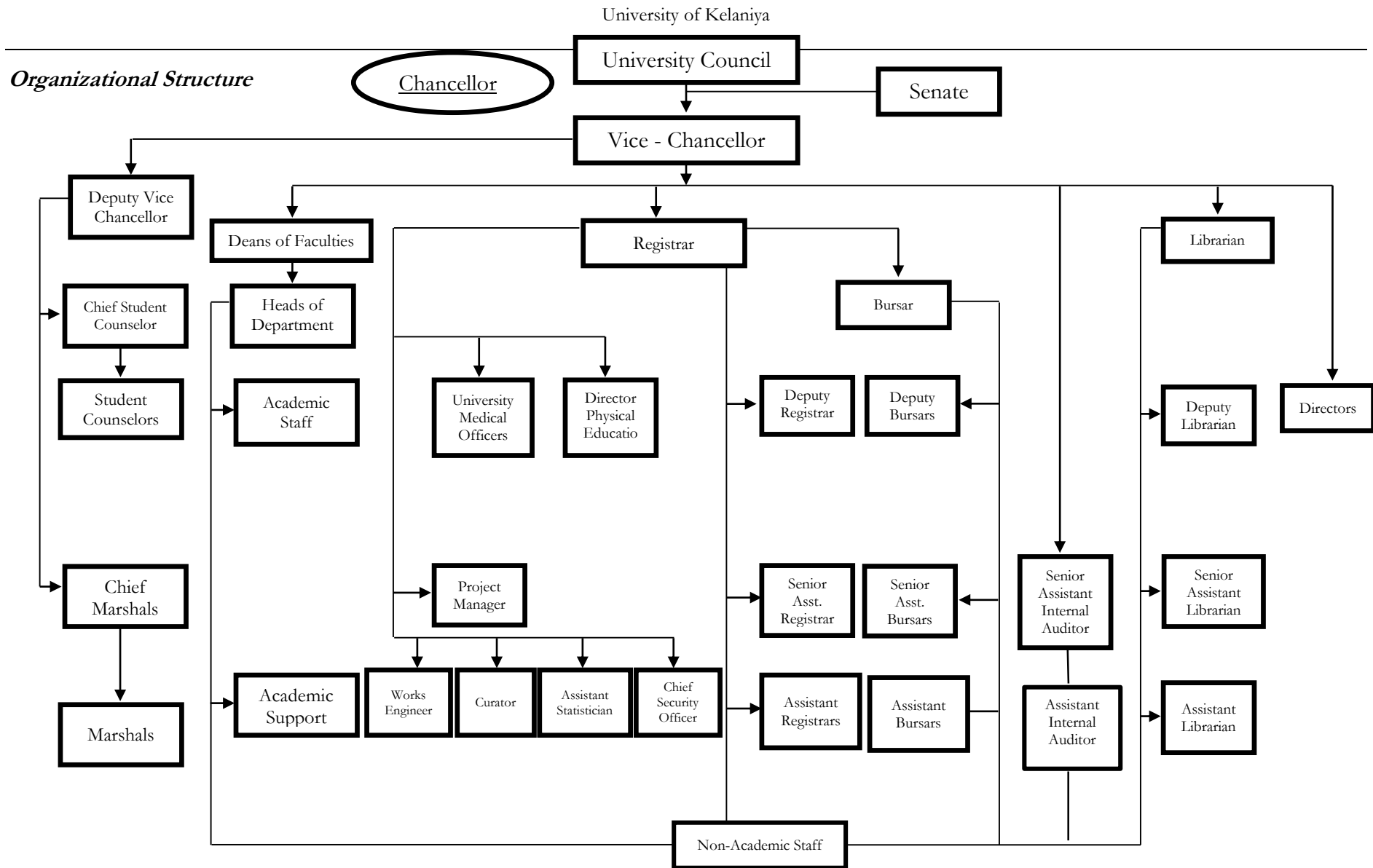


Figure 1-1: Organizational Structure of the University

**a. The Council**

<b>Vice - Chancellor</b>	Prof. D.M. Semasinghe	20.03.2017 to 19.03.2020
<b>Deputy Vice-Chancellor</b>	Prof. Lakshman Seneviratne	19.05.2017 to 18.05.2020
<b>Deans of Faculties</b>		
Dr. P.N.D. Fernando	Faculty of Commerce & Management Studies	07.04.2017 to 06.04.2020
Dr. P.G. Wijayarathna	Faculty of Computing & Technology	06.05.2019 to 05.05.2022
Prof. J.M.D. Ariyaratne	Faculty of Graduate Studies	09.03.2019 to 08.03.2022
Prof. R.M.P.F. Rathnayake	Faculty of Humanities	21.04.2017 to 20.04.2020
Prof. P.S. Wijesinghe	Faculty of Medicine	14.08.2018 to 22.09.2020
Prof. B.M. Jayawardena	Faculty of Science	03.01.2017 to 02.01.2020
Prof. M. M. Gunathilaka	Faculty of Social Sciences	15.12.2019 to 14.12.2022
<b>Members Elected</b>		
Prof. N.A.K.P.J. Seneviratne		04.02.2017 to 03.02.2020
Prof. P.M.C. Thilakeratne		04.02.2017 to 03.02.2020
<b>Members Appointed by the University Grants Commission</b>		
Prof. S.T.B. Amunugama		20.04.2018 to 20.12.2019
Prof. D.M.A. Dissanayake		20.04.2018 to 20.12.2019
Ven. Ambanwala Gnanaloka Thero		20.04.2018 to 20.12.2019
Mr. W.M.A.S. Iddawela		20.04.2018 to 20.12.2019
Mr. Asela Kalugampitiya		20.04.2018 to 20.12.2019
Mr. E.P. Donnet Nandasinghe		20.04.2018 to 20.12.2019
Mr. H.M.N. Warakaulle		20.04.2018 to 20.12.2019
Mr. Prithi Perera		20.04.2018 to 20.12.2019
Mr. P.M.P. Perera		20.04.2018 to 20.12.2019
Vidya Nidhi Prof. W.M.T.B. Wanninayaka		20.04.2018 to 20.12.2019
Prof. S.P. Lamabadusuriya		20.04.2018 to 20.12.2019
Mr. Nishan Premathiratne		20.04.2018 to 20.12.2019

**Secretary to the Council**

Mr. W.M. Karunaratne (Ex- Officio)

### **1.1. The Year 2019 of the University**

As per the academic calendar of the University, the academic year 2016/17 was ended on February 04, 2019, and the academic activities of the year 2017/18 was begun on February 05, 2019, and is scheduled to be completed on February 29, 2020. 3,377 local students were enrolled as new enrollment in the internal undergraduate degree programs in 2019 and 871 students were enrolled for postgraduate studies during 2019. The international recognition of the university was enhanced by the enrollment of 132 international students for both undergraduate and postgraduate studies to the university in 2019. Today, the University of Kelaniya has twelve thousand one hundred and seven (12,107) students following undergraduate degree programs and there are total of one thousand nine hundred and eighty-four (1,984) students for postgraduate studies. The University produced 1587 internal graduates and 984 postgraduates in 2019.

The University has taken several steps to build up the international image of the University and two international MoUs have been signed with several universities around the world with the purpose of research activities, staff and student exchange programmes. Centre of Excellence for Strategic Brand Identity Development (CESBID) has engaged in creating a strategic brand identity for the university. Afforcing the research culture of the University, the University has provided funds for the academic staff for research activities and for research conferences and symposia organized within the university.



## **1.2. Achievements of the Year**

The University of Kelaniya secured the first place among Sri Lankan universities in green practices and 272<sup>nd</sup> position in world rankings according to the UI Green Metrics ranking in 2019. UI Green Metric ranking is based broadly on the conceptual framework of Environment, Economy, and Equity. This year 779 universities in 83 countries participated, compared to last year 679 universities in 76 countries. The rankings look at six indicators of each university: setting and infrastructure, energy and climate change, waste, water, transportation and education.

The University had been recognized as the bronze winner under the University and educational institute category at the Best Web awards 2019. Best web 2019 was organized by the LK Domain Registry for the 9<sup>th</sup> time to recognize the best websites in Sri Lanka and is a web-based competition, providing an exclusive opportunity to promote and popularize Sri Lankan websites and showcase Sri Lankan abilities online.

Academic staff members of the Faculty of Medicine have received President's Awards for scientific publications. Several academic symposia and research conferences were held to enhance the research culture of the University in 2019. The Annual Research Symposium, 20<sup>th</sup> International Postgraduate Research Conference 2019 organized by the Faculty of Graduate Studies was held on December 30, 2019, on the theme of "Sustaining Multidisciplinary Research through Digital Transformation/s". As a member of the Association of South-East Asian Institutions of Higher Learning International (ASAIHL) Community, University of Kelaniya organized the ASAIHL International Conference on 9<sup>th</sup> and 10<sup>th</sup> December, at Hotel Galadari, Colombo. In addition to this symposium, 37 international and national level research conferences and symposia were organized and conducted by the faculties and academic departments for the advancement of the research culture within the University.

Celebrating the 60<sup>th</sup> anniversary, several events were organized to exhibit the excellence of higher education of the University of Kelaniya. The inauguration ceremony was held on June 17, 2019 followed by a “Pahan Poojawa” which was held with the participation of all staff members and the students of the University. The “Vidulakara Punarawalokana” educational exhibition was organized and held on November 27<sup>th</sup> to 29<sup>th</sup> 2019 successfully. Other programmes such as a Research Relations Symposium, a musical programme, an alms-giving, Pirith chanting ceremony were organized parallel to the event.

The new indoor stadium of the University of Kelaniya was declared open in relation to the 60<sup>th</sup> anniversary celebrations in August 2019. The celebration of the 90<sup>th</sup> anniversary of the Gampaha Wickramarachchi Ayurveda Institute affiliated to the University of Kelaniya was also marked in the year 2019.

With the aim of enhancing the artistic and literary skills of the undergraduates of the University Performances, Media, Art and Literature Competition, Sprout (Kalana) 2019 was organized and conducted by the Arts Council for the third time. The awards were presented to the winners of the 1<sup>st</sup> place in each category, while valuable cash prizes and certificates were awarded to all the winners of the 1<sup>st</sup>, 2<sup>nd</sup> and 3<sup>rd</sup> places in each category.

Additional to these programs, Stylish Marketer Fashion Show, The Inter-University Best Speaker Contest, Art Exhibitions, University Stage Drama Festivals, Photography exhibitions, Media Festivals, Talent shows, Colors Awarding Ceremony, Tree Plantation Programmes, Career Fair 2019, Welfare Projects and several workshops were some of the extra-curricular programmes conducted in 2019.

Students from every Faculty participated in national and international games and competitions held during the year 2019 and the students of the University of Kelaniya won several national and

international awards, bringing honour to the University. The University was able to secure the 4<sup>th</sup> place in the Inter University Championship 2019.

The different events and activities organized by students and staff as departments, faculties or organizations within the university bested for the advancement of the University's reputation as well as the talents and skills of students of the University.

### 1.3. Plans on Time Ahead

Under infrastructure development several building projects are proposed as list in the below table 1-1.

*Table 1-1: Plans on time ahead*

<b>Contract Name</b>	<b>Requested Date</b>	<b>Status as at 31/12/2020</b>
Proposed Modification in CKDU Building	21/02/2019	Contract Awarded & Ongoing works
Proposed Renovations & Modifications of Senaka Bandaranayake Open Theater, Department of Fine Arts	04/04/2019	Contract Awarded
Proposed Treatment Plant Worker's Room at Treatment Plant	16/05/2019	Contract Awarded
Proposed Modifications of Knowledge Centre, Faculty of Commerce & Management Studies	13//12/2019	Minor Procurement Committee Level for Document

## 2. Faculties of the University

The University of Kelaniya consists seven faculties with a variety of studies. Each faculty have/has unique degree programmes which are either solemnly taught at the University or being introduced to the public higher education system by the University.

Table 2-1: Faculty Summary

Faculty	Number of Students	Number of Staff
Faculty of Commerce & Management Studies	2,509	124
Faculty of Computing & Technology	569	20
Faculty of Graduate Studies	1,984	--
Faculty of Humanities	2,517	108
Faculty of Medicine	1,213	129
Faculty of Science	2,093	130
Faculty of Social Sciences	3,206	125
<b>Grand Total</b>	<b>14,091</b>	<b>636</b>

## **2.1. Faculty of Commerce and Management Studies**

### **Mission**

The mission of the Faculty of Commerce and Management Studies of the University of Kelaniya is to “produce academically and professionally competent personnel to take up managerial positions in organizations, create an entrepreneurial culture, and broaden the horizon of knowledge pertaining to the discipline of Commerce & Management”.

### **Introduction of the Faculty**

The Faculty of Commerce and Management Studies is one of fast developing faculties of the University of Kelaniya with unique features of becoming one of the finest faculties in the country. The origin of the Faculty could be traced back to the point where the Department of Commerce was established under the Faculty of Social Sciences in 1976. With the commitment and untiring efforts of academic staff, students and other stakeholders, we achieved the Faculty status by converting the department into the Faculty in 1995.

### **Current Progress**

#### ***Academic Programmes***

Since then, the Faculty has been able to draw attention of the stakeholders and popularity within the university community in a rapid phase in terms of quality more than the quantity. Some of the best examples to prove the improvement of quality are, graduate employability rate of 85.5% of the Faculty which is the highest among the Management Faculties in the country, ISO certification to the Department of Marketing which is the only department to have obtained this recognition among the Management fraternities in the island that currently offering an ISO certified degree programme and the recognition granted by Chartered Financial Analysts (CFA) Institute-USA in 2014 for the BBMgt. (Finance) Special Degree programme offered by the Department of Finance.

In 2019, Faculty obtained the membership of AACSB (The Association to Advance Collegiate Schools of Business) as another milestone of Quality Business Management education.

The Faculty currently consists of five (5) departments, with the strength of 126 academic staff members, 30 non-academic staff members and 2561 undergraduate students. The five (5) departments namely; Commerce & Financial Management, Human Resource Management, Accountancy, Marketing Management and Finance are offering eleven (11) Undergraduate Degree Programmes, five (05) Master Degree programmes, two (02) Postgraduate Diplomas, four (04) Diplomas and six (06) Higher Diplomas in addition to a Doctor of Business Administration (DBA) programme. In 2019 the Department of Finance has introduced a new degree programme - BBMgt. Honours in Financial Engineering. The Department of Accountancy is going to introduce two new degree programmes - BBMgt. Honours in Auditing & Forensic Accounting and BBMgt. Honours in Accounting Information System and the Faculty is going to introduce BBMgt. Honours in Business Information Systems.

The Faculty offers a semester based academic programmes and underwent a further revision of curriculum, the implementation of which was introduced from the academic year 2013/14 while catering to the latest trends of the subject field, interests of the academia and current demands of the dynamic job market. The Faculty is continuously in process of introducing new courses to be offered to the general public apart from main academic programme, as an additional service to the community.

### ***Academic Staff***

Faculty's academic staff are genuinely enhancing their research interests and bring out their researches substantially in research publications which in turn contribute to the academic programme. In fact, in 2019 itself the Faculty staff has made approximately 308 publications, obtained 10 awards consisting of 01 international and 09 national awards. 43 members of the

academic staff are having Doctoral Degrees (PhD) while 98 members are with Master Degrees, out of whom, 27 are currently reading Doctorates.

### ***Extra-Curricular Activities***

All the departments of the Faculty have unique extracurricular activities conducted by the undergraduates. Some of the significant events so conducted are, Young entrepreneurs' Day organized by Department of Commerce and Financial Management, Investment week by Department of Finance, 'Stylish Marketer'- A Fashion show organized by Department of Marketing Management, '3D's' –Talent show by Department of HRM, and 'Idea Night'- an Internship certificate awarding ceremony and ICARE by Department of Accountancy.

With this capacity and in line with the mission, the Faculty has been rendering its distinctive services to prepare scholars and professionals with capability, skills and attitude, driving the economy, supporting civil society and government and make essential decisions in the interest of whole society. Accordingly, the Faculty of Commerce and Management Studies has so far produced more than 8000 graduates and most of them are in the forefront of managerial ranks in public and private sector organizations, both locally and internationally with some of our graduates being prominent entrepreneurs in the country.

**Dr. PND Fernando**

Dean/ Faculty of Commerce & Management Studies

## **2.2. Faculty of Computing and Technology**

The Faculty of Computing and Technology (FCT) was established on the 30<sup>th</sup> of December 2015 by the Gazette notification 1947/24 of the Government of Sri Lanka with three departments, namely, Department of Applied Computing, Department of Computer Systems Engineering and Department of Software Engineering. The new Faculty commenced its operations on 18<sup>th</sup> January 2016.

Academic registration of students in the FCT commenced from the academic year 2015/2016. The FCT started to offer degree programmes from the academic year 2015/2016 for the technology stream students, namely, Bachelor of Information and Communication Technology (BICT) Honours and Bachelor of Engineering Technology (BET) Honours. From the academic year 2016/2017 the Faculty started offering the BSc Honours in Computer Science Degree programme.

In addition, the faculty will cater to unique computing needs of other faculties too. This will help to improve the computer literacy and the computer usage by undergraduates of other faculties, which is identified as a critical determinant of employability of the graduates.

The Faculty will offer the Postgraduate Programmes in the areas of Computer Science, Software Engineering, Information Technology and Engineering Technology. The Master of Information Technology in Education programme is developed for the Ministry of Education to train ICT teachers. This programme will commence from year 2019.

The faculty will conduct research in diverse fields of significant impact. The research enterprise at FCT will expand from fundamental Computer Science research to the development of new technologies with applications to the industry and society as a whole. The discovery and creation of new technology are the essence of the doctoral programs in Computing and Technology. The



Faculty is in the process of establishing several Research and Development Centres. The following two research centres are already established:

- Center for Nanotechnology and
- National e-Learning Resource Centre (NELRC)

The FCT is planning to establish the following Research and Development Centres in near future:

- Language Engineering Research Centre
- Centre for Geoinformatics
- Centre for Computational Mathematics
- Centre for Data Science
- Centre for Cyber Security

Faculty of Computing and Technology has established the Industry Cell for Computing and Technology (IICfCT) with the following objectives:

1. To encourage computing and technology experts in the university to contribute their knowledge/ experience for the development of national economy.
2. To develop computer based systems necessary for the government sector and SMEs at an affordable cost.
3. To provide training opportunities for the students with real world jobs
4. Encourage external experts to collaborate with FCT for R & D activities.

The Faculty of Computing and Technology is currently located at No.407, Kandy Road, Kelaniya.

The proposed building complex for the Faculty will be constructed at Mudunela, Kelaniya by the financial support of the Asian Development Bank.

### **Bachelor of Information and Communication Technology Honours Degree**

The Bachelor of Information and Communication Technology is a four-year degree programme.

The regular intake is 75. Students who followed the Technology Stream in their A/L are eligible to register for this programme. This degree programme will help students to build necessary skills, knowledge and attitudes required to function as software developers, network administrators and ICT professionals in the industry. Strong fundamental knowledge in electronics and data communication with supporting hands-on laboratory sessions will provide the necessary skills and knowledge required to design, build and maintain industry standard software and computer networks. Incorporation of highly demanded application areas such as Virtualization and Cloud

Computing, Network Management, Wireless and Mobile Communications, Computer Security, Web Programming, Mobile Application Development, Computer Games and Animation, Virtual Reality into the curriculum provides ample flexibility for students to specialize in their own areas of interest. The first two years of the curriculum aims at developing the common competencies expected of an ICT professional while the final two years are devoted for developing specific competencies in chosen areas of specialization. The pathways that are currently on offer are:

- Computer Networking
- Software Systems
- Games and Animation

Students will get an opportunity to work in the industry for six months through the internship module in the 4<sup>th</sup> year. The medium of instructions and examinations is English.

### **Bachelor of Engineering Technology Honours Degree**

The Bachelor of Engineering Technology is a four-year degree programme. The regular intake for this degree is 75. Students who followed the Technology Stream in their A/L are eligible to register for this programme. This Engineering Technology Honours degree programme will have a strong focus on practical applications of science and technology with the view of preparing the graduates for a wide variety of industry applications. The first two years of the curriculum aims at developing the common competencies expected of an engineering technologist while the final two years are devoted for developing specific competencies in chosen areas of specialization. The pathways that are currently on offer are:

- Material and Process Technology
- Industrial Automation and Robotics
- Sustainable Technologies

Students who follow Industrial Automation will be able to develop skills required to use control systems such as computer or robots and ICT for handling different process and machineries in an industry. The Material and Process teaching specialization focusses on design operation and control of all the activities required to convert raw materials and commodity materials into valuable

products, whereas sustainable technology focuses on developing sustainable solutions for the current global and local socio-economic issues.

Students will get an opportunity to work in the industry for six months through the internship module in the 4<sup>th</sup> year. The medium of instructions and examinations is strictly in English only.

### **BSc Honours in Computer Science Degree**

This is a four-year degree programme leading to the Bachelor of Science Honours in Computer Science Degree offered by the University of Kelaniya. The regular intake for this degree programme is 50. Students who followed the Physical Science Stream in their A/L are eligible to register for this programme. The course structure of the B.Sc. Honours in Computer Science Degree is designed to align with the recommendations of the Standing Committee on Computing of the UGC, and the computing guidelines of the Association for Computing Machinery (ACM) and the Institute of Electrical and Electronics Engineers (IEEE).

This degree programme will help students to build necessary skills, knowledge and attitudes required to function in the software industry, conduct research and disseminate knowledge in Computer Science. Deep fundamental knowledge in theoretical Computer Science with supporting hands-on laboratory sessions will provide the necessary skills and tacit knowledge required to analyze, design, implement and maintain industry standard software. Knowledge on Database Systems, Machine Learning, Data Security, Theory of Compilers, Parallel Computing, High Performance Computing, Digital Forensics, Semantic Web and e-business technologies, Computer Games and Animation, Virtual Reality to the curriculum provides ample flexibility for students to specialize in their own areas of interest. The Students can choose the standard pathway in Computer Science or choose one of the following pathways:

- Data Science
- Artificial Intelligence
- Cyber Security
- Scientific Computing

Students will get an opportunity to work in the industry for six months through internship module in the 4<sup>th</sup> year. The medium of instructions and examinations is strictly in English. In the final year all students should carry out a research project relevant to their area of interest.

### **Industry Cell for Computing and Technology (IICfCT)**

The Faculty of Computing and Technology (FCT) at the University of Kelaniya has established the Industry Interaction Cell for Computing and Technology (IICfCT) to provide consultancy services for both engineering and computing industries, product development and acceleration to the market, and to establish the industry-faculty business linkage. Through the partnerships with the private and public partner industries, the IICfCT intends to provide reliable and cost-effective solutions to the industries while providing a learning experience to the university students, and collaborative research opportunities to the faculty members. IICfCT obtains human resources from FCT for most of its projects. As of today, the staff members attached to FCT has provided numerous computing and software solutions to private and public entities. The IICfCT also coordinates the professional activities and employability enhancement programs for the students to enhance their soft skills, knowledge, and understanding of the corporate sector. Dr PW Samarasekera is currently serving as the Director of this cell.

### **Learning Centred Education**

The Faculty has adopted the learning centred education pedagogy for its programme design and delivery for the first time in Sri Lanka. A series of workshops were conducted both in Sri Lanka and at the University of Oxford, UK under the guidance of Prof. Lynn McAlpine, Professor Emerita of University Education Development, Oxford Learning Institute, University of Oxford to train the staff and adopt the curriculum to reflect learning-centeredness.

The learning centred education approach promotes active learning where the emphasis is placed on creating and managing tasks and activities which will empower student learning, both inside and outside the class. The pedagogical style required to enable active learning is different to traditional lecturing. A different set of instructional and assessment strategies are adopted in the learning centred approach to facilitate independent learning by the students. The lecturer will select appropriate interactive techniques from a host of such techniques available, in addition to mini-lectures, to achieve the intended learning outcomes. The lecturer will also use a set of different assessment strategies, both formative and summative, to assess the level of achievement of the intended learning outcomes by each student, based on pre-defined rubrics, during the entire course module. This places less importance on the traditional end of the semester exams, and a considerable percentage of marks will be earned by the students through continuous assessment throughout the module.

### **Industry Advisory Board**

The Faculty of Computing and Technology has established an Industry Advisory Board composed of eminent professionals from the industry, representatives from industry associations as well as representatives from professional associations.

The role of the Industry Advisory Board (IAB) of the Faculty of Computing and Technology (FCT) is to serve as a liaison between the FCT and the industry as well as other institutional stakeholders in order to support the FCT in the formulation and attainment of its Mission and Strategic Objectives. It plays a key role in providing inputs and recommendations to the FCT from an industry perspective and guiding the strategic directions of the FCT in terms of academic programs, research and partnerships.

Mr. Anuradha Tennakoon, Former Country Head/ Engineering Director, Zebra Technologies Lanka (Pvt) Ltd serves as the current chairman of the IAB.

### **Outbound Training (OBT)**

The FCT has introduced an outbound training program as an annual event for all its undergraduate students. Through the OBT programme, the faculty has taken another step towards changing the attitudes and mindset of students from the traditional class room environment, and providing a valuable learning experience for accomplishing the life challenges and making a positive impact on their work performance.

The program was successfully held in 2017 & 2018 for the young leaders of the University of Kelaniya, Faculty of Computing and Technology, at the Police Training College Kalutara. The two-day interactive program was organized by the faculty to improve the group dynamics and personality development of the undergraduates of the first-year students of the faculty. The event was geared towards enhancing the skills in competent leadership, building energetic and high-performing teams, trust-building, personality and self-confidence building, effectively working in diverse environments, facing and succeeding the challenges, creating an open-mind, effective and efficient decision making, and various other important skills that are necessary in improving the quality of student's academic and personal lives.

### **Annual Conference**

The International Conference on Advances in Computing and Technology organized by the Faculty of Computing and Technology, University of Kelaniya was inaugurated in 2016 on 25<sup>th</sup> November 2016 at JAIC Hilton, Colombo. The second conference was held on 25<sup>th</sup> July 2017, at the University of Kelaniya. The third International conference on Advances in Computing and Technology (ICACT) was held on 26<sup>th</sup> July 2018, at Pegasus Reef Hotel Wattala.

This conference is expected to bring together researchers, educators, students, practitioners, technocrats and policymakers from across academia, government, industry and non-governmental organizations to discuss, share and promote current works and recent accomplishments across all

aspects of Computing, Nano Technology, Materials and Process Engineering, Robotics and Automation.

### **Department of Applied Computing**

The Department of Applied Computing will be one of the main contributors for the undergraduate degree programmes in Bachelor of Information and Communication Technology and Bachelor of Engineering Technology. This department will be the collaboration hub for the other faculties to offer proposed joint-major computing degrees and to offer necessary course modules for existing degree programmes offered by other faculties. Applying computer technology in other specialized areas such as agriculture, education, healthcare, transportation, etc., is the main focus of the department. In addition to undergraduate degree programmes, the department contributes to the proposed postgraduate degree programmes of the Faculty of Computing and Technology. The department will highly contribute towards the Industry Interaction Cell for Computing and Technology (IICfCT) and support research centres proposed by the Faculty of Computing and Technology.

### **Department of Computer Systems Engineering**

Department of Computer Systems Engineering offers all the core course modules in Computing for Computing and Technology degree programmes conducted by the faculty. Computational Mathematics, Artificial Intelligence, Computer Systems, Computer Networks and Data Security are some of the core areas specialized by the department. In addition to undergraduate degree programmes, the department contributes to the proposed postgraduate degree programmes of the Faculty of Computing and Technology. Graduates with relevant qualifications can pursue higher studies leading to MPhil and PhD degrees at the department. Also, the department intends to contribute towards the Industry Interaction Cell for Computing and Technology (IICfCT) and support research centres proposed by the Faculty of Computing and Technology.

## **Department of Software Engineering**

The department of Software Engineering came into existence with the establishment of the Faculty of Computing and Technology on 30<sup>th</sup> of December 2015. The department jointly with the other two departments will offer all core and optional course modules for the degree programmes offered by the faculty. Software Engineering, Data Science and Human Computer Interaction are some of the core areas specialized by the department. In addition, the department will extend its services to the other faculties by teaching and support services in computing. The department will also contribute to the proposed postgraduate programmes actively. Prospective graduates will be able to pursue higher studies leading to MPhil and PhD degrees. The department will highly contribute towards the Industry Interaction Cell for Computing and Technology (IICfCT) and support research centres proposed by the Faculty of Computing and Technology.

### **FCT Student Takes 2nd in BIZMINDS'19!**

An undergraduate student from Faculty of Computing and Technology at the University of Kelaniya bested the competitors from several other universities to take the 2<sup>nd</sup> place at the BIZMINDS'19 - Inter University and Inter School Business Plan Competition.

Chamil Ravindu Geekiyanage, a 3<sup>rd</sup> year undergraduate of the faculty, has developed a revolutionary product to improve the exhaust emission in vehicles that will significantly reduce the harmful exhaust gases. Chamil's business plan focused on commercializing this highly efficient and automated electrolytic cell that provides a greener, eco-friendly, CO<sub>2</sub>-free fuel as an alternative and sustainable energy source.

Chamil's business plan is part of a program adopted by the Industry Interaction Cell for Computing and Technology (IICfCT) at the faculty to have the students create business plans around the innovative technologies while providing the resources, mentoring support, and knowledge, on entrepreneurship, marketing, and financing.



BIZMINDS is an annual competition organized by Young Entrepreneurial Association of the Department of Commerce and Financial Management at the University of Kelaniya. The competition provides a platform to highlight young entrepreneurs whose seed ideas and business plans exemplify the ideals of entrepreneurial thinking.

**Dr PG Wijayarathne**

Dean/ Faculty of Computing and Technology

### **2.3. Faculty of Graduate Studies**

#### **Vision**

The vision of the Faculty of Graduate Studies (FGS) is based on the purpose of education from ancient times: Natthi vijjaa Sama.m pa~n~naa (Pali), ‘there is no power comparable to knowledge’ or ipsa scientia potestas est [Latin] ‘knowledge is power.’ Therefore, FGS envisages that its graduates will have the knowledge to wield power in different spheres and make the world a better place, through their dedication to research, openness to new ideas, and mastery of analytical skills.

#### **Mission**

The mission of the Faculty of Graduate Studies is to encourage research and dissemination of knowledge at postgraduate level. FGS works with academic staff, students and administrative staff in all the Faculties of the University of Kelaniya to promote excellence in postgraduate education. Hence, FGS works together with all academic departments across the university to provide graduate programs at postgraduate Diplomas, Master’s, MPhil, and PhDs to create a dynamic intellectual climate for its students.

#### **Programmes offered by the FGS**

FGS offers a variety of programs, ranging from postgraduate diploma level to doctoral level. Currently, there are over fifty-two programs offered by the FGS in association with all faculties and affiliated institutions. Some of the courses are based only on course work, while others are based on research, and some others are a mix of course work and research. Master of Business (Accounting/Finance) programme conducts in online mode. Curriculum of all postgraduate programmes prepared in par with Sri Lanka Qualification Framework (SLFQ) and approved by the University Grants Commission (UGC). These courses are usually conducted during weekends or evenings, to enable people who are already employed to enhance their knowledge and skills. In

order to be more flexible, FGS hopes to be in a position to launch distance learning programmes in the near future.

Postgraduate study at MPhil (Master of Philosophy) and PhD (Doctor of Philosophy) levels are possible in all disciplines of the University of Kelaniya. Research students involve an applicant being assigned to a supervisor for guidance in conducting research. The applicant and supervisor/s work together to achieve the objectives of the research program.

### **Doctoral Programmes (PhD/DBA/DM)**

Doctoral degree is the highest level of degree a student can obtain. The duration of study for a PhD/DBA/MD is three years, with extensions possible, on recommendations by the supervisor/s. PhD applicants should submit a research proposal to FGS. Purpose of this qualification is to develop a person with a capacity to generate substantive insights in a particular area of study through high quality original research. The qualification holder should be able to provide evidence for generating new knowledge by publications in peer reviewed indexed journals. For a doctoral degree, a candidate is required to carry out high level research under the guidance of a supervisor holding a qualification of this SLQF level or equivalent and make a significant and original academic contribution creating new knowledge. The candidate should submit a thesis incorporating research findings which are assessed and accepted.

The candidate may also be required to follow some course work as preparatory work or for value addition to research. However, this course work shall not contribute to the credits accumulated towards the qualification. The research may be purely discipline-based or multidisciplinary. The qualification holder should be able to design and carry out independent pure and/or applied research contributing significantly towards the development of new knowledge, supervise and evaluate original research carried out by others in the field of specialization. S/he should be able

to demonstrate critical awareness of current issues in the subject area and apply techniques relevant to professional practice.

### **Masters of Philosophy Degree (MPhil)**

The duration of study for MPhil is two years, and the program consists mainly of research. Purpose of this qualification is to develop a person with a capacity of conducting high quality original research without supervision. For an MPhil degree, a candidate is required to carry out high level research under the guidance of a person holding equal or above qualification and make a significant contribution to a particular discipline or field. The research may be pure discipline-based or multidisciplinary. The candidate should submit a thesis incorporating research findings, which is assessed and accepted. The candidate may also be required to follow some course work as preparatory work or for value addition to research. However, this course work shall not contribute to the credit accumulated towards the qualification.

The qualification holder should be able to carry out independent pure and/or applied research contributing significantly towards the development of new knowledge, supervise and evaluate original research carried out by others in the field of specialization leading to qualifications of SLQF levels up to 10. S/he should also be able to make judgments on complex issues in the area of expertise and communicate her/his ideas and conclusions clearly to specialist and non-specialist audiences. S/he should demonstrate self-direction and originality in tackling and solving problems and be able to plan and implement tasks at a professional level. The qualification holder should also be able to demonstrate critical awareness of current issues in the subject area and be able to apply techniques relevant to professional practice.

---

**Masters programmes -Coursework and Coursework plus research programs.**

<b>Field of Study</b>	<b>No of Programmes offered</b>
Commerce & Business Management	07
Humanities	09
Social Sciences	18
Science	07
Medical Sciences	01
Multidisciplinary Studies related to Health	03
Computing	01

***Commerce & Business Management***

- Master of Business (MBus) - 2 years (Course & Research work)
- Master of Business Administration (MBA) - 2 years (Course & Research work)
- Master of Commerce (MCom) - 2 years (Course & Research work)
- Master of Human Resource Management (MHRM)- 2 years (Course & Research work)
- Master of Business Management in Marketing Programme- 2 years (Course and Research work)
- Postgraduate Diploma in Human Resource Management (PGDHRM) - 1 year
- Postgraduate Diploma in Marketing (PGDMKT) - 1 year

***Humanities***

- MA in Buddhist Studies - 2 years (Course & Research work)
- MA in Buddhist Studies - 1 year (Coursework)
- MA in Christian Studies - 1 year (Coursework)
- MA in Dancing - 2 years (Coursework)
- MA in Drama and Theatre - 1 year (Coursework)
- MA in Fine Arts - 2 years (Coursework)
- MA in Linguistics - 2 years (Course & Research work)
- MA in Music - 2 years (Coursework)
- MA in Sinhala - 2 years (Course & Research work)

### ***Science***

- MSc in Applied Microbiology - 2 years (Course & Research work)
- MSc in Food & Nutrition - 2 years (Course & Research work)
- MSc in Industrial and Environment Chemistry - 2 years (Course & Research work)
- MSc in Management and Information Technology - 2 years (Course & Research work)
- MSc in Crop Protection and Plant Biotechnology - 2 years (Course & Research work)
- MSc in Aquaculture and Fisheries Management - 2 years (Course & Research work)
- Postgraduate Diploma in Information Technology (PGDIT) - 1 year

### ***Social Sciences***

- MA in Archaeology - 1 year (Coursework)
- MA in Economics - 1 year (Coursework)
- MA in History - 1 year (Coursework)
- MA in Library and Information Science - 1 year (Coursework)
- MA in Mass Communication - 1 year (Coursework)
- MA in Philosophy - 1 year (Coursework)
- MA in Political Science - 1 year (Coursework)
- MA in Sociology - 1 year (Coursework)
- MA in Geography - 1 year (Coursework)
- MSc in Archaeology - 2 years (Course & Research work)
- MSc in Economics - 2 years (Course & Research work)
- MSc in Geography - 2 years (Course & Research work)
- MSc in History - 2 years (Course & Research work)
- MSc in Library and Information Science - 2 years (Course & Research work)
- MSc in Mass Communication - 2 years (Course & Research work)
- MSc in Philosophy - 2 years (Course & Research work)
- MSc in Political Science - 2 years (Course & Research work)
- MSc in Sociology - 2 years (Course & Research work)

### ***Medical Sciences***

- Master of Public Health - 2 years (Course & Research work)

### ***Multi-Disciplinary Studies***

- Master of Health Service Management
- Master of Health Economics
- Master of Health Statistics

### ***Computing and Technology***

- MSc in Information Technology in Education – 2 years (Course & Research work)

### ***Programmes offered by the FGS at International Education Centers***

- Benhuan University, China – Master of Arts in Buddhist Studies.
- Malaysian Buddhist Academy, Malaysia – Master of Arts in Buddhist Studies.
- Cambrian International Study Centre (CISC), Bangladesh - MBA Programme.
- CQ University, Australia and University of Kelaniya – Joint degree programme -MBA (Accounting/Finance) and MPA Programme.

### ***Foreign Collaborations***

- Deakin University, Australia
- Shinshu University, Japan
- Kyoto College of Graduate Studies for Informatics, Japan

### ***Benhuan University, China and Malaysian Buddhist Academy – Master of Arts in Buddhist Studies.***

FGS conducts Master of Arts in Buddhist Studies programme in China and Malaysia.

### ***MBA- Programme- Cambrian International Study Centre (CISC), in Bangladesh***

FGS provides MBA programme of the University of Kelaniya in Bangladesh through an exclusive corporate partner, Cambrian International Study Centre (CISC) in Dakha. The CISC is a part of the BSB-Cambrian Education Group, one of the leading private education providers in Bangladesh. CISC and UoK agreed to conduct Master of Business Administration (MBA) in Bangladeshi students commencing from Academic year 2018. Fourteen students were enrolled in 2018 and 20 students were enrolled in 2019.

### ***Deakin University, Australia and University of Kelaniya.***

Memorandum of Understanding (MoU), between Deakin University, Australia and University of Kelaniya signed on 26<sup>th</sup> of April 2018. Prof Gary Smith, Deputy Vice-Chancellor, Global

Engagement and Prof D.M. Semasinghe, Vice-Chancellor, University of Kelaniya signed the MoU. The MoU signifies the joint aspirations of Deakin University and University of Kelaniya to develop a strategic alliance in international education between Australia, and Sri Lanka. Deakin University hopes to deliver offshore PhDs in collaboration with Kelaniya University in Sri Lanka and exchange of staff, students, educational resources and publications, joint research, teaching and learning, and collaborative projects are envisaged through the new partnership.

***CQ University, Australia and University of Kelaniya.***

Memorandum of Understanding (MoU), between Central Queensland University (CQ University), Australia and University of Kelaniya signed on 4<sup>th</sup> of June 2018. Prof Scott Bowman, Vice-Chancellor and President (CQ University), and Prof DM Semasinghe, Vice-Chancellor, University of Kelaniya signed the MoU. The MoU signifies the joint aspirations of CQ University and University of Kelaniya to develop a strategic alliance in international education between Australia, and Sri Lanka. University of Kelaniya and CQ university agreed jointly offers Accounting degree programme. Accordingly, the university has commenced Master of Professional Accounting (MPA) Programme in Collaboration with CQ University, Australia in 2019.

***Kyoto College of Graduate School for Informatics, Japan and University of Kelaniya.***

Memorandum of Understanding (MOU), between the Kyoto College of Graduate School for Informatics (KCGI), Japan and University of Kelaniya signed on 23<sup>rd</sup> of May 2019 at the Vice-Chancellor's Office, University of Kelaniya to offer joint degree programmes. The education model is based on professional style school which emphasizes practical knowledge and aims to develop high-quality human resources who are familiar with Japanese, English and IT.



### **Improvement of Research Skills of Postgraduate Students**

FGS Started in 2017 a short term programme for Improvement of Research Skills of Postgraduate Students research students who are interested in their knowledge and skills in research methodology and scientific writing. Fifty-seven students participated in 2017 and 87 students participated in 2018.

### **Computer System**

The University of Kelaniya is moving towards becoming the first university to successfully adopt green practices in Sri Lanka. We are beginning to move towards a 'paperless' society. In keeping with the concept, FGS established fully digitalized management system in 2016 for students' administration and online access will be available through System. All online information will be accessible via smart phone or iPad.

### **International Postgraduate Research Conference (IPRC) 2019**

International Postgraduate Research Conference organized by the Faculty of Graduate Studies, University of Kelaniya was held on the 30<sup>th</sup> of December 2019 at the Auditorium of the Faculty of Social Sciences. "Sustaining Multidisciplinary Research through Digital Transformation/s" was the theme of the conference in 2019. From 2016, the conference was organized using an online conference management platform that facilitated a smooth organizing process and better data management in registration and reviewing. The event which was being organized for the 20<sup>th</sup> consecutive time, provided a platform for practitioners, academics, policy makers, researchers and postgraduate students to share their experience and expertise by presenting high- quality research.

### **FGS Journal – 2019**

Journal of the Faculty of Graduate Studies Volume 07 published in year 2019 with 17 full paper articles.

### **Special Achievements of the Year**

- Continuation of the MoU between Cambrian International Study Centre (CISC), Bangladesh and University of Kelaniya
- Continuation of the MoU between Central Queensland University, Australia and University of Kelaniya
- MoU between the Kyoto College of Graduate School for Informatics, Japan (implementation is in progress)
- Established the 1st Smart Board Room in the University
- Launched a new website for FGS
- Established a new office for Assistant Bursar Office
- Zoom video conferencing – Currently using for Presentations/Viva and online meeting

### **Prof JMD Ariyaratna**

Dean/ Faculty of Graduate Studies

## **2.4. Faculty of Humanities**

### **Vision**

To become a centre of excellence in the field of Humanities

### **Mission**

To strengthen human resources through education and research in the fields of Language, Arts and Religion.

### **Brief overview of the faculty**

The academic tradition and the history of the Faculty of Humanities dates back to the inception of the Vidyalkara Pirivena. The Vidyalkara Higher Educational centre was established in 1875 by the initiative of The Most Venerable Sri Dharmaloka Thero and eventually it was upgraded as the Vidyalkara University in 1959. The Most Venerable Kiriwaththuduwe Sri Pangnasara Thero was the first Vice Chancellor of the Vidyalkara University. Today, the former faculties of the Vidyalkara Pirivena, the Faculty of Languages, the Faculty of Buddhism and the Faculty of Arts come under the aegis of the Faculty of Humanities.

### **Objectives of the Faculty are to:**

- Maintain highest standards in the disciplines of Language studies, Arts and Religious studies.
- Provide quality education to students by developing the cutting-edge academic curriculum.
- Provide students with an opportunity to gain foreign exposure through student exchange programs and collaboration.
- Render practical experience to students and make them career- ready/ employable graduates through intern-ship.
- Disseminate knowledge through research agenda and explore and solve issues related to the field of humanities.
- Embrace modern pedagogies including student-centred and outcome based teaching and learning.
- Improve the infrastructure facilities of the faculty and to create a learner friendly environment.
- To establish Smart Classrooms to make teaching and learning more enjoyable.

## Introduction to the Degree Programmes of the Faculty

The Faculty of Humanities consists of nine academic departments which offer Bachelor of Arts (General) degree and Bachelor of Arts (Honours) degree courses to the undergraduates in the faculty. The names of the departments and the subjects offered by the departments are listed below.

Table 2-2: Departments of the Faculty of Humanities and respective subjects offered by the Departments

Department		Subjects
Department of Sinhala		Sinhala, Literary Criticism
Department of English		English Language and Literature
Department of Pali and Buddhist Studies		Pali, Buddhist Culture, Buddhist Philosophy
Department of Sanskrit and Eastern Studies		Sanskrit, Vastu Vidya
Department of Hindi		Hindi
Department of Modern Languages		French, German, Russian, Japanese, Chinese, Korean
Department of Linguistics		Linguistics, Translation Methods, Tamil, Tamil as a Second language
Department of Western Classical Culture and Christian Culture		Western Classical Culture, Christian Culture
DELT (Department of English Language Teaching)		Teaching English as a Second language
Department of Fine Arts	Drama & Theatre and Image Arts Unit	Drama and Theatre, Image Arts (Photography, Television and Cinema)
	Visual Arts & Design and Performing Arts Unit	Visual Arts (Arts, Computer Design), Performing Arts (Music, Dancing)

## **Research Highlights and Research Conferences**

- The highlight of research activity in 2018 was the organizing of the International Conference on the Humanities themed “(Re) valuing the Humanities: Humanities Values and the Value of Humanities”. The conference was held on the 14<sup>th</sup> and 15<sup>th</sup> of March, 2019.
- The undergraduate research symposium of the faculty was a highlight of the academic calendar in 2019 and the one-day conference was held on the 19<sup>th</sup> of December, 2019. The colloquium provided with an opportunity to the undergraduates to present their original research projects to a wider audience.
- The department of Sanskrit and Eastern organised its 4<sup>th</sup> International Conference on Sanskrit and Eastern Studies 07<sup>th</sup> November 2019.
- Special Achievements of the Year
- The faculty of humanities won the research grant for ELTA-ELSE under the AHEAD project.
- The Vice Chancellor’s Award was given to the faculty team for winning the research grant under the AHEAD project.
- The faculty signed a Memorandum of Understanding (MOU) with Shinshu University of Japan for academic collaboration and student exchange in the future.

## **Future Prospects**

The faculty plans to build a 12 story building to the faculty with smart classrooms with the aim of increasing the number of intake of foreign students to the faculty and to develop infrastructure facilities to the students.

## **Evolution and Milestones**

The faculty envisions to:

- strengthen collaborations with foreign universities in order to enable students to study in those universities under student exchange programs.
- To upgrade the faculty to an International standard.

## **Prof RMPF Rathnayake**

Dean/ Faculty of Humanities

## 2.5. Faculty of Medicine

### Overview

The Faculty of Medicine is located in Ragama, in a spacious, campus of about 35 acres. It commenced activities in September 1991. In 2019, the 24<sup>th</sup> batch of medical students and the 7<sup>th</sup> batch of BSc (Speech & Hearing Sciences) students graduated from the Faculty. The 30<sup>th</sup> and 31<sup>st</sup> batches of students for the MBBS degree program, and the 12<sup>th</sup> batch of students for the BSc (SHS) degree program were enrolled in 2019.

Postgraduate programs include the Master of Public Health (Epidemiology) program, and research degrees leading to award of PhD, MD and MPhil in medical sciences. The Faculty also offers two external degree programs in conjunction with the Centre for Distance & Continuing Education: a BSc in Occupational Therapy, and a BSc in Physiotherapy.

As of December 2019, the Faculty had 1325 undergraduate students. They include 45 students from overseas, mainly from other South Asian countries. The Faculty has 130 academic staff on the permanent cadre, as well as about 40 on the temporary cadre, and over 60 visiting staff that include consultants who are attached to the affiliated teaching hospitals.

The Faculty prides itself on its research activities, and its output is amongst the highest in medical faculties in Sri Lanka. Twenty-one academic staff members received President's Awards for Scientific Publications in 2018, at the ceremony conducted in 2019.

## **Vision**

The Faculty aspires to be an internationally recognized institution of higher education in a culture of excellence and integrity that helps to generate and impart knowledge in the medical sciences.

## **Mission**

The Faculty of Medicine

- Educates medical students, postgraduate doctors, allied health care professionals and the public,
- Provides patient oriented medical care to prevent, diagnose and treat human illness, and
- Conducts basic, applied and clinical research,

in an environment of high quality education that nurtures a spirit of inquiry, initiative, equality and social responsibility.

Graduates of the Faculty will have the knowledge, the skills and attitudes to be successful in providing services to the community, country and beyond as individuals and opinion leaders in a globalized health care environment.

At the Faculty of Medicine, knowledge is advanced by an academic community with a passion for teaching, student training and scientific enquiry. By providing an excellent environment for learning and research, we will encourage scholarship at the highest level.

## **Qualifications offered by the faculty**

The qualifications offered by the Faculty at present are as follows:

### ***Undergraduate degrees:***

- Bachelor of Medicine & Bachelor of Surgery
- Bachelor of Science (Speech & Hearing Sciences)

***Postgraduate degrees***

- Doctor of Philosophy (PhD)
- Doctor of Medicine (DM)
- Master of Philosophy (MPhil)
- Master of Public Health (MPH)

Faculty of Medicine aims to produce a graduate who is:

A Practitioner with competence in

- Clinical Assessment and management of patients
- Communication
- Populations health and health systems and
- Information management

A Scientist with competence in

- Scientific basis of medicine
- Critical thinking and research

And a Professional with competence in

- Professional values, attitudes, and ethics.

The MBBS study program is of 5-year duration with an organ system based, integrated curriculum.

It has 3 phases of study with a bar examination as listed below;

- First Examination for Medical Degrees
- Second Examination for Medical Degrees
- Final Examination for Medical Degrees.



### **The BSc Speech and Hearing Sciences degree program**

This program offered by the Faculty of Medicine is the first approved professional training program leading to a BSc Degree in Speech and Hearing Sciences (specializing in speech & Language Therapy or in Audiology) in Sri Lanka. The BSc (SHS) is a four-year program of study. The curriculum is based on the course unit system.

The Training Centre, Ayati ('Hope' in Sanskrit) centre was setup in 2019 to help clients with various disabilities. The Centre is supported by the Ayati Trust with technical expertise being provided by the Faculty of Medicine, University of Kelaniya.

The Sri Lanka Army constructed this state-of-the-art building which was handed over to the University of Kelaniya on the 18th of July 2019. Since then, the staff members and external faculty such as Audiologists, Educational therapists, Occupational therapists, Paediatricians, Physiotherapists, psychologists, speech and language therapists and supported employment officers offer facilities

#### **Future prospects:**

Commencement of a new degree program leading to the degree of Bachelor of Science Honours in Occupational Therapy for 50 students is planned for the academic year 2019/2020.

**Prof PS Wijerathne**

Dean/ Faculty of Medicine

## **2.6. Faculty of Science**

### **Mission**

The mission of the Faculty of Science of the University of Kelaniya is to produce highly motivated graduates and postgraduates capable of making a significant contribution towards national development and the wellbeing of mankind, to conduct research and provide advice and consultancy services in various scientific disciplines to foster a better understanding of the environment for sustainable use and conservation of natural resources.

### **Introduction of the Faculty**

The Faculty of Science, University of Kelaniya is one of the five Faculties of Vidyalankara University established at its inception in 1959. Currently, the Faculty of Science consists of eight academic departments, namely the Departments of Chemistry, Industrial Management, Mathematics, Microbiology, Physics & Electronics, Plant & Molecular Biology, Statistics & Computer Science, and Zoology & Environmental Management.

#### **Brief Introduction on Degree Programmes of the Faculty**

Currently, the Faculty of Science offers three Bachelors' Degree programmes of 3-year duration and four Honours Degree programmes of 4-year duration. The Bachelors' Degree programmes are Bachelor of Science [BSc], Bachelor of Science in Environmental Conservation & Management [BSc (ENCM)], and Bachelor of Science in Physics & Electronics [BSc (PHEL)]. The Honours Degree Programmes are Bachelor of Science Honours [BSc Hons], Bachelor of Science Honours in Environmental Conservation & Management [BSc Hons (ENCM)], Bachelor of Science Honours in Management & Information Technology [BSc Hons (MIT)], and Bachelor of Science Honours in Software Engineering [BSc Hons (SENG)].

The intake of students for 2017/2018 Academic year to the faculty was 660. Currently, the faculty is serving 2080 undergraduates. The faculty consists of 130 academic staff, 01 academic supportive staff and 98 non-academic staff.

Annually, the Faculty of Science admits 185 and 300 students to the Biological Sciences and the Physical Sciences streams respectively. The faculty also admits 100 students to the BSc Hons in MIT, 60 students to the BSc in ENCM, and 50 students each for the BSc Hons in SENG and BSc in PHEL Degree Programmes through separate windows.

Students from Physical Sciences and Biological Sciences are offered a range of Auxiliary courses from the Faculties of Commerce & Management Studies, Humanities, and Social Sciences. At present, the Faculty of Science conducts 4 MSc Degree Programmes and 1 Postgraduate Diploma Programme.

Academic programmes of the Faculty operate on a 'Course Unit System' i.e. a modularised, credit based system within a two-semester academic year with end-of-semester examinations and continuous assessments. It offers a variety of course unit combinations designed to provide maximum possible flexibility in the choice of subjects.

### **Current Progress**

The Faculty of Science was able to secure the following grants under the AHEAD operation (one of the World Bank funded project) during the year 2019:

1. ELTA – ELSE Faculty proposal – LKR 100 million
2. Development Oriented Research – LKR 40 million
3. ELTA – ELSE Department vice proposals
  - a) Department of Industrial Management – LKR 15 million
  - b) Department of Plant & Molecular Biology – LKR 15 million
4. Results Area I to increase the intake – Department of Industrial Management – LKR 50 million
5. Research Innovation and Commercialization (RIC)
  - a) Department of Chemistry – LKR 40 million
  - b) Department of Physics & Electronics – LKR 40 million

Due to the diversification of subjects, two academic departments in the faculty were renamed in 2019 as follows:

1. Department of Botany renamed as Department of Plant & Molecular Biology
2. Department of Physics renamed as Department of Physics & Electronics

The Faculty of Science made a significant contribution to the 60<sup>th</sup> Anniversary celebration of the University of Kelaniya by hosting eleven exhibition stalls during the period from 27<sup>th</sup> to 29<sup>th</sup> November 2019.

The six storied building in the Faculty of Science is nearing completion and will be used by the Department of Industrial Management to conduct the BSc Hons in MIT Degree Programme. The construction of the new Lecture Theatre Complex is in progress, and it will facilitate Student Centred Learning activities in the Faculty of Science.

The following centres and units have also been established and functioning under the Faculty of Science;

- Repair and Instrumentation Unit is maintained by the Department of Physics & Electronics. This unit carries out repair and maintenance works of the electric and electronic items including laboratory equipment, instruments, devices etc.
- Glass Blowing Centre of the Faculty provides a unique service to government and private sector by undertaking manufacture and repair of a variety of glassware for their needs.
- Research and Services Centre (RSC) was set up under the HETC Window 4 project. It is meant for facilitating and promoting commercialization of research and related activities at the Faculty of Science.
- The Regional Centre for "Ant Research" was established at the Department Zoology & Environmental Management in 2016. Conducts international training programmes on sampling methods and identification of Ants, and contains information on their habitats, families and unique behaviors.
- Solar Solutions Centre (SSC) was established in February 2016 in order to strengthen the green concept of the University of Kelaniya. The centre has designed and manufactured a full featured solar powered wheel chair, and a solar power assisted boiler for the main canteen. At present the centre is focusing on manufacturing a low cost small-scale energy solution in order to make solar energy far more affordable for the communities.
- Central Equipment Laboratory provides facilities to conduct centralized research activities at the Faculty. It was established in June 2012 as an activity of the HETC QIG Window 3 Program. At present this Laboratory is equipped with equipment worth around LKR 20 Million.

### **Special Achievements of the year**

For the first time in the history of the University of Kelaniya, Department of Physics & Electronics played an instrumental role in partnering with OREL Corporation (Pvt) Ltd to license an innovative product “Remotely Controllable Regulator Connected in Series with Resistive and Inductive Loads”. This invention was made by a BSc Hons graduate in Physics through his final year undergraduate research project.

The Faculty of Science organized an International Research Symposium on Pure and Applied Sciences under the theme “Technovation: Inspiring the Next Generation of Technology Entrepreneurs” which was held on 25th October 2019.

### **Future Prospects**

Faculty of Science is expecting to introduce the following degree programmes in future.

1. BSc Honours in Electronics and Computer Science
2. BSc Honours in Electronics and Computer Science in Computer Science
3. BSc Honours in Electronics and Computer Science in Electronics
4. BSc in Electronics and Computer Science
5. BSc in Electronics and Computer Science in Computer Science
6. BSc in Electronics and Computer science in Electronics
7. BSc in Data Science & Analytics
8. 3 plus 1 degree programme – BSc Honours Degree
9. BSc in Software Engineering – External Degree
10. Diploma in Astronomy
11. Diploma in Computer Science
12. Diploma in Information Technology

Due to dedication and inspiration of the staff and students, the Faculty of Science of the University of Kelaniya has now become a Centre of Excellence in Tertiary Education. An environment has been created at the Faculty to promote freedom of thought, innovation and creativity. The Graduates who are endowed to the nation from the Faculty of Science will undoubtedly contribute significantly to the wellbeing of the mankind.

With this capacity and in line with the mission, the Faculty of Science has been rendering its distinctive services to prepare and produce scholars and professionals with capability, skills and attitude, to drive the economy, support civil society and government and to make essential decisions in the interest of mankind.

**Prof (Mrs) BM Jayawardena**  
Dean/ Faculty of Science

## **2.7. Faculty of Social Sciences**

### **Introduction of the Faculty**

The Faculty of Social Sciences consists of twelve Departments, namely Archaeology, Economics, Geography, History, International Studies, Library and Information Science, Mass Communication, Philosophy, Political Science, Social Statistics, Sociology and Sport Science and Physical Education. The Faculty offers Bachelor of Arts (BA) and Bachelor of Arts (Honours) Degrees in eighteen subject areas. Well qualified academic staff members disseminate their knowledge pertaining to each subject area while the Faculty invites renowned scholars on each subject area as visiting lecturers. The students are always encouraged to engage in independent learning too. Each Department has designed its syllabi and teaching and learning processes with a view to enhance the theoretical and practical knowledge, skills and creativity of the students of the Faculty. The courses also promote interdisciplinary and multidisciplinary approaches in studying and in conducting research pertaining to the Social Sciences. In the processes of learning and engaging in research, the students are given a myriad of opportunities and facilities within each department. In addition, in the Faculty in general separate institutes, units and venues such as the Palm Leaf Manuscript Study and Research Library, Computer and Information Technology Laboratories, the Research Center for Social Sciences (RCSS), the Faculty Research Library and auditoriums serve various levels of the learning processes to the students.

### **Vision of the Faculty**

To maintain excellence by nurturing independent thought, critical analysis, a sense of social responsibility, respect for cultural diversity and ethical values through multidisciplinary and interdisciplinary collaboration with a commitment to the development of Sri Lanka in particular, and South Asia in general.

### **Mission of the Faculty**

To advance and promote the socioeconomic, political, cultural and academic development of Sri Lankan society through teaching, research, innovation and intellectual leadership.

### **Brief Introduction on Degree Programmes of the Faculty**

The Faculty conducts academic programmes at both undergraduate and postgraduate levels. While BA and BA (Honours) programmes are conducted at undergraduate level, Master of Arts (MA) (with coursework) and Master of Social Sciences (MSSc) (with both coursework and research) degrees are offered by each Department at postgraduate level. In addition, several Postgraduate Diplomas are offered by certain Departments of the Faculty. Further, most of the Departments handle the supervision and monitoring processes of MPhil and PhD degrees pertaining to the Social Sciences offered by the Faculty of Graduate Studies of the University.

### **Current Progress**

The Faculty of Social Sciences both as a Faculty and in the form of individual Departments conduct seminars, research symposia, conferences and research projects alike at both national and international levels. Furthermore, activities such as book launches, commemorative and research publications, academic fora, workshops and guest lectures are being organized by the Departments of the Faculty. However, for the time being most of the activities of the Faculty have been suspended due to the closure of the University for the students as a result of measures taken by



the UGC for the prevention of the spread of the COVID 19 pandemic. In fact, almost all the departments successfully conduct online teaching programmes for most of the course units of undergraduate level.

### **Special Achievements of the Year**

During the academic year 2019/2020, the Department of Archaeology and the Shanghai Museum, China started a five-year excavation project (2019-2023) in the Jaffna Peninsula. The first phase of the project was completed in December 2019. Furthermore, the Department started archaeological excavations at the Mantai ancient sea port in collaboration with Sichuan University, China.

Moreover, a research team of the Faculty of Social Sciences won a prestigious research grant worth LKR 10 million under the DOR HEMS projects of the AHEAD (Accelerating Higher Education Expansion and Development) Operation. The research is entitled “The Impact of Social Protection on Sustainable Development Goals in Sri Lanka: An Empirical Analysis”.

### **Future prospects**

The overall aim of the Faculty is to be one of the top-ranking Faculties of Social Sciences or Arts from among the state universities in Sri Lanka. In order to achieve this goal, the need for the development and enhancement of human resources, research capacity and infrastructure facilities of the Faculty has been recognized. Further, it has been recognized that the design and formulation of curricular and extracurricular activities to develop academic activities and learning processes are of vital importance. The need to develop or enhance the ICT skills and English knowledge of students while developing their soft skills is a significant issue that needs to be addressed. Moreover, the Faculty is aiming at expanding research activities and initiating the origin of a broader and more pragmatic research culture which involves the academic staff as well as the students with a view to produce a more research-oriented graduate to serve the nation. Furthermore, several key initiatives, particularly curriculum development in undergraduate and

postgraduate programmes and staff development based on the national and international standards and norms aligned with Sustainable Development Goals (SDGs) have been planned. As for collaborative ventures, more emphasis would be given to working with industry and foreign universities and maintaining an ongoing discussion with the stakeholders.

**Prof MM Gunathilaka**  
Dean/ Faculty of Social Sciences

### 3. Student Information

In 2019, the University has newly enrolled 3,381 students for undergraduate degree programmes, 4,602 students for external undergraduate degree programmes and 883 candidates for postgraduate degree programmes. By the end of 2019, the University has a total of 12,107 undergraduates and 1,984 postgraduate students whilst 101,705 students are following external undergraduate degree programs.



*“විදුලකර පුනරාවලෝකන” Educational Exhibition was held on November 27, 2019 at the University Premises*

### 3.1. New Enrollment 2017/18 – Internal Undergraduate Degree Programmes

For the academic year 2017/18, total of 3,377 local students and 4 foreign students have been enrolled in undergraduate degree programmes. The majority of the students are females and they represent 68% out of 3,381. Table 3-1 and the figure 3-1 shows the distribution of students by the Faculty and figure 3-2 indicates the student distribution by the gender.

Table 3-1: New enrollment by the Faculty

Faculty	Enrollment
Faculty of Commerce & Management Studies	731
Faculty of Computing & Technology	207
Faculty of Humanities	774
Faculty of Medicine	219
Faculty of Science	674
Faculty of Social Sciences	776
Total	3381

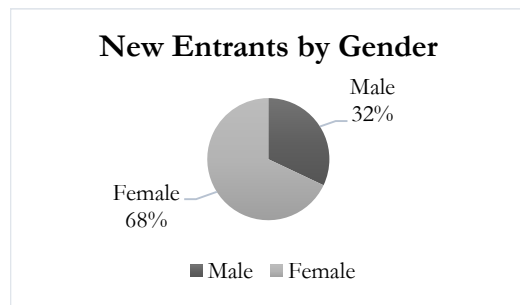


Figure 3-2: New enrollment by the gender

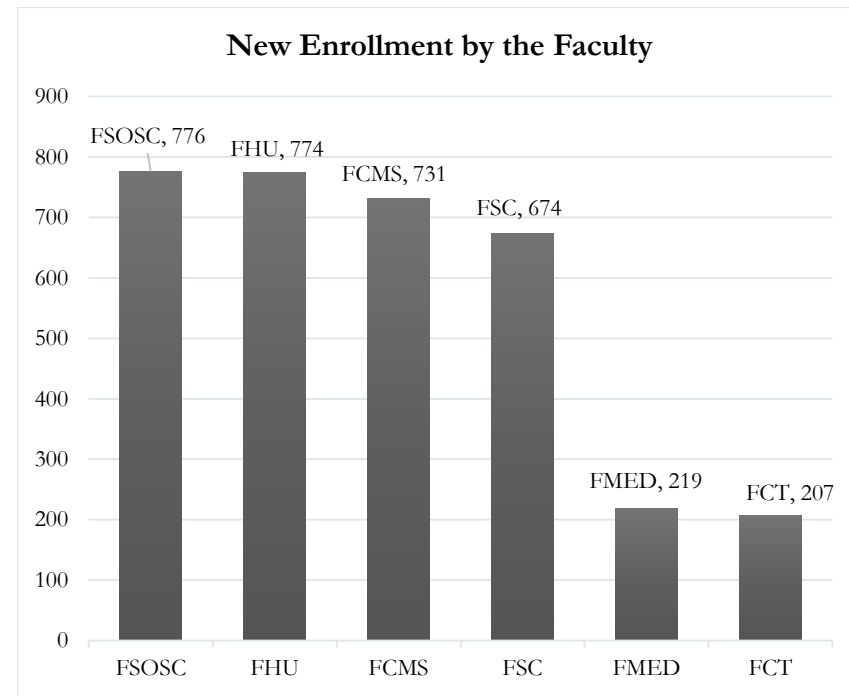


Figure 3-1: New enrollment by the Faculty

**a. Local Entry**

Following table 3-2 indicates the new entrants of intake year 2017/18 by Faculty, by degree programme and corresponding intake provision and the actual number who are following each course.

Table 3-2: New entrants to the degree programmes - Local entry

Faculty	Degree Programme	Year of Intake	Agreed Intake	Number Following
FCMS	Commerce	2017/18	200	195
	Financial Engineering		50	49
	Management		500	487
FCT	Engineering Technology		75	85
	Information Communication Technology		75	73
	Computer Science		50	49
FHU	Translation Studies		25	26
	Film & Television Studies		50	50
	Teaching English as a Second Language		50	28
	Hindi		15	9
	Russian		20	10
	German		20	18
	English		25	21
	Literary Criticism		20	15
	Western Classical Culture		10	7
	Christian Culture		10	7
	French		15	11
	Sanskrit		20	16
	Pali		20	18
FMED	Medicine		165	171
	Speech & Hearing Science	50	44	
FSC	Biological Science	185	169	
	Physical Science	300	268	
	Management & Information Technology	100	96	
	Environmental Conservation Management	60	50	
	Software Engineering	50	48	
	Physical Science - ICT (Physics & Electronics)	50	43	
FSOSC	Peace & Conflict Resolution	35	34	
FHU & FSOSC	Art	1200	1280	
<b>Total New Enrollment – Undergraduates – Local Entry</b>			<b>3445</b>	<b>3377</b>

**b. Foreign Entry**

Foreign enrollment for the year of intake 2017/18 is 4 students and all of them are registered for the Medicine degree program offered by the Faculty of Medicine. Table 3-3 indicates the country of the foreign students and the number of students from each country.

*Table 3-3: New entrants to the degree programmes - Foreign entry*

Faculty	Degree Programme	Year of Intake	Country	Number of Students
FMED	Medicine	2017/18	Bhutan	3
			USA	1

### 3.2. Total Enrollment 2019 – Internal Undergraduate Degree Programmes

As of December 31, 2019, the University has 12,107 undergraduates studying at the University. Among them, 88 students are enrolled under foreign category. A higher percentage of students are studying at level 1 (Year of intake 2017/18) and the majority of the students belong to the Faculty of Social Sciences. However, when considered about the foreign entry, most of the students are studying at level 3 (Year of intake 2015/16) and belongs to the Faculty of Humanities.

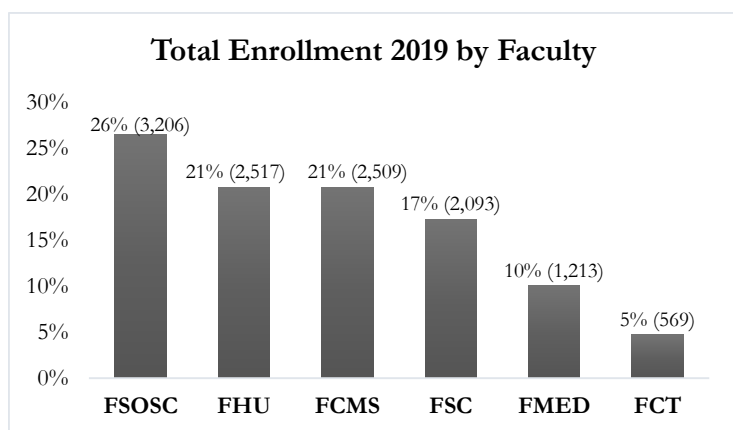


Figure 3-3: Total enrollment 2019 by Faculty

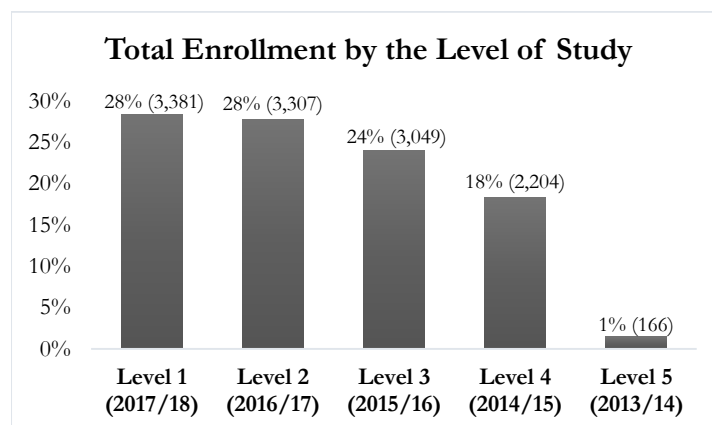


Figure 3-4: Total enrollment 2019 by the level of study

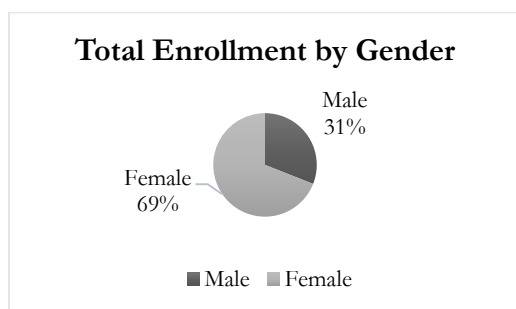


Figure 3-5: Total enrollment 2019 by the gender

**a. Local Entry**

In 2019, total of 12,019 students have been studying at the University in 30 different undergraduate study degree programmes. Table 3-4 lists the student enrollment with respect to the degree programmes by the level of study and the gender.

Table 3-4: Total enrollment 2019 - Local entry

Faculty	Degree Programme	1 (2017/18)		2 (2016/17)		3 (2015/16)		4 (2014/15)		5 (2013/14)		Total		Grand Total
		Male	Female	Male	Female	Male	Female	Male	Female	Male	Female	Male	Female	
FCMS	Commerce	64	131	68	123	127	63	73	125	--	--	332	442	774
	Management	189	298	171	320	160	221	133	193	--	--	653	1032	1685
	Financial Engineering	14	35	--	--	--	--	--	--	--	--	14	35	49
FCT	Engineering Technology	78	7	73	15	57	26	--	--	--	--	208	48	256
	Information Communication Technology	56	17	46	29	42	26	--	--	--	--	144	72	216
	Computer Science	40	9	36	12	--	--	--	--	--	--	76	21	97
FHU	Humanities	72	466	90	361	104	444	70	222	--	--	336	1493	1829
	Film & Television Studies	16	34	15	29	9	39	17	32	--	--	57	134	191
	Translation Studies	2	24	2	21	--	22	1	24	--	--	5	91	96
	Teaching English as a Second Language	1	27	1	27	1	38	1	39	--	--	4	131	135
	Sanskrit	16	--	36	--	--	--	--	--	--	--	52	--	52
	Pali	18	--	17	--	--	--	--	--	--	--	35	--	35
	Cristian Culture	1	6	--	3	--	--	--	--	--	--	1	9	10
	German	2	16	--	19	--	--	--	--	--	--	2	35	37
	Russian	--	10	--	--	--	--	--	--	--	--	--	10	10
	English	--	21	--	14	--	--	--	--	--	--	--	35	35
	Hindi	--	9	--	--	--	--	--	--	--	--	--	9	9
	Literary Criticism	1	14	--	--	--	--	--	--	--	--	1	14	15
	Western Classical Culture	--	7	--	--	--	--	--	--	--	--	--	7	7
French	2	9	--	--	--	--	--	--	--	--	2	9	11	



Faculty	Degree Programme	1 (2017/18)		2 (2016/17)		3 (2015/16)		4 (2014/15)		5 (2013/14)		Total		Grand Total
		Male	Female	Male	Female	Male	Female	Male	Female	Male	Female	Male	Female	
FMED	Medicine <sup>1</sup>	64	107	68	104	61	104	76	92	54	118	357	605	962
	Speech & Hearing Science	1	43	10	34	4	37	4	27	--	--	27	188	215
FSC	Biological Science	56	113	45	118	31	110	11	41	--	--	143	382	525
	Physical Science	132	136	122	131	129	105	26	33	--	--	409	405	814
	Management & Information Technology	63	33	47	50	30	18	25	25	--	--	165	126	291
	Environmental Conservation Management	11	39	14	38	5	23	2	10	--	--	32	110	142
	Software Engineering	36	12	41	11	35	13	34	9	--	--	146	45	191
	Physical Science-ICT (Physics & Electronics)	32	11	34	14	19	16	--	--	--	--	85	41	126
FSOSC	Social Science	110	632	136	712	71	617	120	675	--	--	437	2636	3073
	Peace & Conflict Resolution	6	28	8	26	6	26	11	20	--	--	31	100	131
<b>Grand Total</b>		<b>1083</b>	<b>2294</b>	<b>1080</b>	<b>2211</b>	<b>891</b>	<b>1948</b>	<b>604</b>	<b>1567</b>	<b>54</b>	<b>118</b>	<b>3712</b>	<b>8138</b>	<b>11850</b>

<sup>1</sup> As at December 2019, the Faculty of Medicine has 169 (66 males, 103 females) students studying for MBBS program in 2012/13 intake year, which is excluded from this table.

**b. Foreign Entry**

As depicted in table 3-5, 88 foreign students have been studying in 6 different degree programmes in the Faculty of Commerce and Management Studies, Faculty of Humanities, Faculty of Medicine, Faculty of Science and Faculty of Social Sciences. Most of the students have enrolled in the Humanities degree programme conducted by the Faculty of Humanities and second most students have enrolled for the Medicine degree programme conducted by the Faculty of Medicine.

Table 3-5: Total enrollment 2019 - Foreign entry

Faculty	Programme of study	Year of study	Country	Year of Intake	Student Enrolment		
					Male	Female	Total
FCMS	Management	4	Nigeria	2014/2015	1	-	1
FHU	Humanities	2	Myanmar	2016/2017	7	-	7
			Bangladeshi		6	-	6
			Cambodia		1	-	1
			China		1	-	1
			Vietnam		3	-	3
		3	Myanmar	2015/2016	12	-	12
			Bangladeshi		5	-	5
			Indonesia		1	-	1
			Cambodia		2	-	2
			Vietnam		-	2	2
		4	Bangladesh	2014/2015	1	-	1
			Cambodia		2	-	2
			Indonesia		1	-	1
			Hong Kong		-	1	1
FMED	Medicine	1	Bhutan	2017/18	-	3	3
			USA		-	1	1
		2	Bhutan	2016/2017	-	5	5
			Bhutan	2015/2016	5	-	5
		3	Bhutan	2014/2015	3	3	6
			Australia		1	-	1
		4	Bhutan	2013/2014	1	8	9
	5	Bhutan	2012/2013	2	2	4	
		India		-	1	1	
		Speech & Hearing Science	4	Maldives	2014/2015	-	1
FSC	Software Engineering	3	Kenya	2015/2016	1	-	1
			Pakistan	2014/2015	2	-	2
		Kenya	1		-	1	
FSOSC	Social Sciences	4	Uganda	2014/2015	1	-	1
			Bhutan		1	-	1
<b>Grand Total</b>					<b>61</b>	<b>27</b>	<b>88</b>

### 3.3. Students in External Undergraduate Degree Programmes – 2019

In 2019, 4,602 students have been newly enrolled in the external undergraduate degree programmes. Most of the new entrants are enrolled for the Bachelor of Arts (General) degree programme and the least are enrolled for the Bachelor of Commerce (Special) degree programme. Number of new entrants with respect to the programme of study are shown in the table 3-6.

Table 3-6: New entrants to the external undergraduate degree programmes - 2019

Programme of study	Year of study	New Entrants		
		(January – December 2019)		
		Male	Female	Total
Bachelor of Arts (General) Degree	2016	542	3413	3955
Bachelor of Business Management (General) Degree	2016	162	441	603
Bachelor of Commerce (Special) Degree	2016	4	40	44
<b>Grand Total</b>		<b>708</b>	<b>3894</b>	<b>4602</b>

The most famous degree programme among the external undergraduate programmes is Bachelor of Arts (General) degree, since it has the highest number of students. table 3-7 illustrates the total number of students for each external degree programme.

Table 3-7: Total enrollment in external undergraduate degree programmes - 2019

Programme of study	Student Enrolment		
	Male	Female	Total
Bachelor of Arts (General) Degree	17472	71326	88798
Bachelor of Business Management (General) Degree	3739	8607	12346
Bachelor of Commerce (Special) Degree	112	224	336
Bachelor of Science	76	106	182
Bachelor of Science (Occupational Therapy)	17	4	21
Bachelor of Science (Physiotherapy)	14	8	22
<b>Grand Total</b>	<b>21430</b>	<b>80275</b>	<b>101705</b>

According to the table 3-7, it is clearly shown that female enrollment in each degree programme other than the Bachelor of Science (Occupational Therapy) degree and Bachelor of Science (Physiotherapy) degree is higher than that of the male students.

### 3.4. Students in Postgraduate Programmes – 2019

The Faculty of Graduate Studies has enrolled 883 students, including 12 foreign students in various postgraduate programmes in 2019. With this new enrollment, the University of Kelaniya has a total of 1,984 postgraduate students with 44 foreign students. Most of the students have enrolled in the Master’s degree programmes while a few numbers have enrolled to the Postgraduate Diplomas. Most of the foreign postgraduate students follow the postgraduate programmes in which the board of study belongs to the Faculty of Humanities. Figure 3-6 and table 3-8 illustrates the percentage of students and the exact number of students in each type of postgraduate courses.

Table 3-8: Students by the postgraduate programme

Name of the Programme	Number of Students
Postgraduate Diploma	68
Master’s Degree	1667
MPhil Degree	92
Doctoral Degree	157
<b>Grand Total</b>	<b>1984</b>

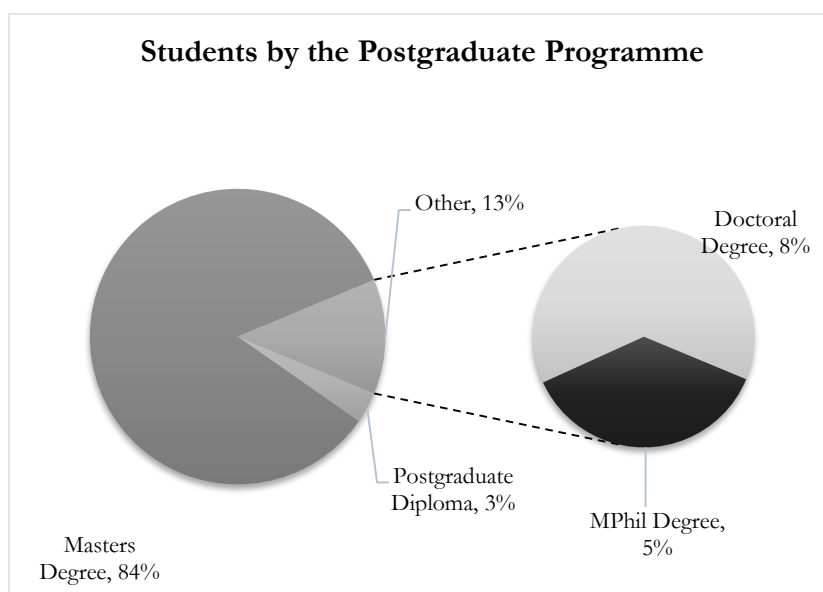


Figure 3-6: Students by the postgraduate programme

**a. Local Students in Postgraduate Studies**

1,940 local students are studying for postgraduate programmes offered by the University. Most of the students, study for the Master’s programmes and most of the students follow the programmes in which the board of study belongs to the Faculty of Humanities. In 2019, the new enrollment in the postgraduate programmes is 871 where 705 students have enrolled for Master’s programme while 50 students have enrolled for Doctoral studies. Detailed figures are shown in the table 3-9.

Table 3-9: Local student enrollment in full time postgraduate studies - 2019

BoS	Programme of Study	New Entrants			Student Enrolment		
		Male	Female	Total	Male	Female	Total
FCMS	<b>POSTGRADUATE DIPLOMA</b>						
	PG Dip in Marketing	5	3	8	5	3	8
	<b>MASTER'S DEGREE</b>						
	Master of Commerce	0	0	0	11	13	24
	Master of Business (Accounting/Finance)	39	48	87	72	89	161
	Master of Business Administration	73	77	150	145	135	280
	Master of Business Management in Marketing	0	0	0	24	9	33
	Master of Human Resources Management	9	34	43	24	62	86
	<b>MPHIL STUDIES</b>						
	MPhil in Management	0	2	2	0	2	2
	<b>DOCTORAL STUDIES</b>						
	Doctor of Business Administration	19	4	23	60	11	71
	PhD in Human Resource Management	2	0	2	3	1	4
	PhD in Entrepreneurship	1	0	1	2	0	2
	PhD in Accountancy	0	0	0	1	0	1
	PhD in Marketing	1	0	1	1	0	1
	PhD in Commerce	0	2	2	1	3	4
PhD in Management	0	0	0	9	1	10	
<b>Total</b>	<b>149</b>	<b>170</b>	<b>319</b>	<b>358</b>	<b>329</b>	<b>687</b>	
FCT	<b>MPHIL STUDIES</b>						
	MPhil in Computer Science	0	2	2	1	4	5
	<b>DOCTORAL STUDIES</b>						
	PhD in Information Technology	0	0	0	1	0	1
<b>Total</b>	<b>0</b>	<b>2</b>	<b>2</b>	<b>2</b>	<b>4</b>	<b>6</b>	
FHU	<b>MASTER'S DEGREE</b>						
	MA in Buddhist Studies (1 Year) - Sinhala	9	1	10	9	1	10
	MA in Buddhist Studies (1 Year) - English	3	0	3	3	0	3
	MA in Buddhist Studies (2 Years) - Sinhala	21	7	28	50	17	67
	MA in Buddhist Studies (2 Years) - English	7	5	12	45	6	51
	MA in Sinhala (2 Years)	19	34	53	36	82	118
	MA in Linguistics - Sinhala (2 Years)	6	3	9	14	7	21
	MA in Linguistics - English (2 Years)	17	95	112	43	200	243
	MA in Christian Studies (1 Year)	4	20	24	4	20	24
	MA in Drama & Theater (1 Year)	21	48	69	21	48	69
	MA in Fine Arts (2 Years)	0	0	0	19	17	36
	MA in Music (2 Years)	0	0	0	19	34	53
	<b>MPHIL STUDIES</b>						
	MPhil in Sinhala	0	1	1	5	3	8
	MPhil in Linguistics	0	3	3	1	8	9
	MPhil in Fine Art	0	0	0	0	1	1
	MPhil in Image Art	0	0	0	1	0	1
	MPhil in Buddhist Culture	0	1	1	0	1	1
	MPhil in Buddhist Philosophy	1	0	1	3	0	3
MPhil in English Language Teaching	0	0	0	1	0	1	

BoS	Programme of Study	New Entrants			Student Enrolment		
		Male	Female	Total	Male	Female	Total
FHU	MPhil in Sanskrit	2	0	2	2	0	2
	MPhil in Performing Arts	1	0	1	1	0	1
	MPhil in Film and Television	1	0	1	1	0	1
	<b>DOCTORAL STUDIES</b>						
	PhD in Sinhala	4	0	4	7	1	8
	PhD in Linguistics	2	2	4	3	8	11
	PhD in Buddhist Philosophy	0	0	0	1	0	1
	PhD in Buddhist Culture	0	0	0	0	1	1
	PhD in Sanskrit	1	0	1	2	0	2
	PhD in Drama & Theatre	0	0	0	1	0	1
<b>Total</b>	<b>119</b>	<b>220</b>	<b>339</b>	<b>292</b>	<b>455</b>	<b>747</b>	
FMED	<b>MPHIL STUDIES</b>						
	MPhil in Molecular Entomology	0	0	0	0	1	1
	MPhil in Entomology	0	0	0	1	0	1
	MPhil in Medicine	0	1	1	0	1	1
	MPhil in Pharmacy	0	1	1	0	1	1
	MPhil in Public Health	0	1	1	0	2	2
	MPhil in Medical Microbiology	0	1	1	0	1	1
	MPhil in Molecular Medicine	0	1	1	0	2	2
	<b>DOCTORAL STUDIES</b>						
	PhD in Clinical Medicine	0	0	0	0	1	1
	PhD in Obstetrics & Gynecology	0	0	0	1	0	1
	PhD in Entomology	0	0	0	1	0	1
	PhD in Molecular Biology	0	0	0	0	1	1
	PhD in Medical Entomology and Geo Informatics	0	0	0	1	0	1
	PhD in Public Health	1	1	2	1	1	2
	PhD in Medical Entomology	1	0	1	1	0	1
	PhD in Medical Laboratory Science	0	1	1	0	1	1
	PhD in Medicine	0	1	1	0	1	1
	PhD in Medical Education	0	0	0	0	1	1
	<b>Total</b>	<b>2</b>	<b>8</b>	<b>10</b>	<b>6</b>	<b>14</b>	<b>20</b>
FSC	<b>POSTGRADUATE DIPLOMA</b>						
	PG Dip in Information Technology	24	36	60	24	36	60
	<b>MASTER'S DEGREE</b>						
	MSc in Industrial & Environmental Chemistry	22	53	75	54	103	157
	MSc in Crop Protection & Plant Biotechnology	5	25	30	7	50	57
	MSc in Applied Microbiology	0	0	0	4	18	22
	MSc in Food & Nutrition	0	0	0	7	8	15
	<b>MPHIL STUDIES</b>						
	MPhil in Molecular Biology and Plant Bio Technology	0	1	1	0	1	1
	MPhil in Environmental Biotechnology	0	1	1	0	1	1
	MPhil in Environmental Chemistry	0	2	2	0	2	2
	MPhil in Mathematics	0	1	1	0	1	1
	MPhil in Biological Science	0	1	1	0	1	1
	MPhil in Solar Energy Materials	0	2	2	0	2	2
	MPhil in Molecular Microbiology	0	1	1	0	1	1
	MPhil in Environmental Analytical Chemistry	0	1	1	0	1	1
	MPhil in Applied Chemistry	1	0	1	1	0	1
	MPhil in Plant Biology	0	1	1	0	1	1
	MPhil in Chemistry	0	1	1	0	4	4
	MPhil in Statistics	0	1	1	0	1	1
	MPhil in Botany	0	2	2	0	3	3
	MPhil in Electronic	0	0	0	1	0	1
	MPhil in Microbiology	0	1	1	1	1	2
MPhil in Physics	0	0	0	1	0	1	
MPhil in Biochemistry	0	0	0	0	1	1	
MPhil in Computer Science	0	0	0	2	0	2	

BoS	Programme of Study	New Entrants			Student Enrolment		
		Male	Female	Total	Male	Female	Total
FSC	<b>DOCTORAL STUDIES</b>						
	PhD in Industrial Management	0	0	0	0	1	1
	PhD in Zoology	0	0	0	1	0	1
	PhD in Bio Chemistry	0	0	0	1	0	1
	<b>Total</b>	<b>52</b>	<b>130</b>	<b>182</b>	<b>104</b>	<b>237</b>	<b>341</b>
FSOSC	<b>MASTER'S DEGREE</b>						
	MSSc in Sociology (Sinhala Medium)	0	0	0	2	10	12
	MSSc in Sociology (English Medium)	0	0	0	1	1	2
	MSSc in Archeology	0	0	0	2	5	7
	MSSc in Economics (Sinhala Medium)	0	0	0	2	3	5
	MSSc in Economics (English Medium)	0	0	0	0	3	3
	MSSc in Geography	0	0	0	3	15	18
	MSSc in History	0	0	0	1	6	7
	MSSc in Mass Communication	0	0	0	7	23	30
	MSSc in Political Science	0	0	0	1	5	6
	MSSc in Library Information Science	0	0	0	1	5	6
	MSSc in Philosophy	0	0	0	0	1	1
	<b>MPHIL STUDIES</b>						
	MPhil in Sociology	2	0	2	5	0	5
	MPhil in Mass Communication	1	3	4	2	5	7
	MPhil in History	0	3	3	1	3	4
	MPhil in Library Science	0	0	0	1	0	1
	MPhil in Psychology	1	0	1	1	0	1
	MPhil in Development Studies	1	0	1	1	0	1
MPhil in Geography	0	1	1	1	1	2	
FSOSC	<b>DOCTORAL STUDIES</b>						
	PhD in Sociology	2	2	4	3	4	7
	PhD in Library & Information Science	1	0	1	2	1	3
	PhD in Mass Communication	1	0	1	2	0	2
	PhD in Philosophy	0	0	0	2	0	2
	PhD in History	0	1	1	2	1	3
	PhD in Geography	0	0	0	0	1	1
	PhD in Economics	0	0	0	2	0	2
	<b>Total</b>	<b>9</b>	<b>10</b>	<b>19</b>	<b>45</b>	<b>93</b>	<b>138</b>
Multi-Disciplinary	<b>DOCTORAL STUDIES</b>						
	PhD in Multi-Disciplinary Studies	0	0	0	1	0	1
	<b>Total</b>	<b>0</b>	<b>0</b>	<b>0</b>	<b>1</b>	<b>0</b>	<b>1</b>
	<b>Grand Total</b>	<b>331</b>	<b>540</b>	<b>871</b>	<b>808</b>	<b>1132</b>	<b>1940</b>



Inauguration ceremony of Doctor of Business Administration programme 2019

**b. Foreign Students in Postgraduate Studies**

12 foreign students have enrolled in the Master’s programmes in which the board of study belongs to the Faculty of Humanities. Thus, the total foreign enrollment in postgraduate studies of the University of Kelaniya as at the December 31, 2019 is 44 students. Table 3-10, describes the corresponding postgraduate programme of study, number of foreign students and the respective country of them.

Table 3-10: Foreign student enrollment in postgraduate studies - 2019

Board of Study	Programme of Study	Country	New Entrants (2019)			Student Enrolment		
			Male	Female	Total	Male	Female	Total
FCMS	<b>DOCTORAL STUDIES</b>							
	PhD in Marketing Management	Palestine	0	0	0	1	0	1
	<b>Total</b>		<b>0</b>	<b>0</b>	<b>0</b>	<b>1</b>	<b>0</b>	<b>1</b>
FHU	<b>MASTER'S DEGREE</b>							
	MA in Sinhala	China	0	1	1	0	3	3
	MA in Buddhist Studies (2 Years)	Japan	0	0	0	1	0	1
	MA in Buddhist Studies (2 Years)	Bangladesh	0	0	0	5	0	5
	MA in Buddhist Studies (2 Years)	Nepal	0	0	0	2	0	2
	MA in Buddhist Studies (2 Years)	Vietnam	0	4	4	2	4	6
	MA in Buddhist Studies (2 Years)	Myanmar	1	0	1	14	0	14
	MA in Buddhist Studies (2 Years)	Cambodia	3	0	3	3	0	3
	MA in Buddhist Studies (1 Year)	India	1	0	1	1	0	1
	MA in Buddhist Studies (1 Year)	Bangladesh	2	0	2	2	0	2
	MA in Buddhist Studies (1 Year)	Myanmar	0	0	0	3	0	3
	<b>DOCTORAL STUDIES</b>							
	PhD in Chinese	China	0	0	0	1	0	1
	PhD in Linguistic	China	0	0	0	1	1	2
<b>Total</b>		<b>7</b>	<b>5</b>	<b>12</b>	<b>35</b>	<b>8</b>	<b>43</b>	
<b>Grand Total</b>		<b>7</b>	<b>5</b>	<b>12</b>	<b>36</b>	<b>8</b>	<b>44</b>	



### 3.5. Foreign Students in Short Term Training/ Assignments 2019<sup>2</sup>

In the year 2019, 6 students from Germany and 10 students from China has visited the University of Kelaniya. The students from China has come to participate in a certificate course, while the students from Germany as visited under the student exchange programme between the University of Kelaniya, Humboldt University and Kiel University of Applied Sciences. Table 3-11 shows a summary of the programmes in which foreign students have visited the University of Kelaniya for short term trainings.

Table 3-11: Details of foreign students in short term training/ assignments

Faculty	Programme of study	Country	Number of Students visited/trained			Remarks
			Male	Female	Total	
FCMS	Bachelor	Germany	1	1	1	Humboldt University, Germany exchange student
FCMS	MBA	Germany	1	1	1	Kiel University of Applied Sciences, Germany Exchange student
FHU	Certificate Course in Sinhala for Foreign Students	China	1	9	10	Chongqing Normal University, China
FHU	Bachelor	Germany	1	2	3	Humboldt University Germany exchange students
FSC	Bachelor	Germany	1		1	Humboldt University Germany exchange students



*“Chinese Food Culture Festival” organized by the Confucius Institute, University of Kelaniya was held on October 24, 2019 at the Auditorium of Faculty of Humanities, University of Kelaniya*

<sup>2</sup> Not less than one- month duration

## 4. Examination Data

The University of Kelaniya has created 2,449 internal first graduates and 2,071 external first graduates in 2019. Under postgraduate programmes, she has been able to generate 902 Master's degree holders, 32 MPhil degree holders and 26 of doctoral degree holders.



*108th General Convocation of the University of Kelaniya held on July 11, 2019 at BMICH*

#### 4.1. Undergraduate Output – Internal Graduates 2019

Out of the total undergraduates passed out from the University 78% has obtained a class. Most received class award is second upper and least received class award is first class. Table 4-1 illustrates the undergraduate output descriptively.

Table 4-1: Undergraduate output of the internal graduates 2019

Faculty	Programme of Study	Total Number Graduated									
		First Class		Second Upper		Second Lower		Pass		Total	
		Male	Female	Male	Female	Male	Female	Male	Female	Male	Female
FCMS	BBMgt (Special) Degree in Accountancy	7	27	15	44	8	10	6	4	36	85
	BBMgt (Special) Degree in Finance	2	11	5	23	3	4	6	9	16	47
	BBMgt (Special) Degree in Human Resource	-	4	5	24	4	15	9	5	18	48
	BBMgt (Special) Degree in Marketing	1	11	7	16	6	7	20	4	34	38
	BCom (Special) Degree	-	6	4	20	9	18	23	25	36	69
	BCom (Special) Degree in Business Technology	-	2	2	2	1	2	1	2	4	8
	BCom (Special) Degree in Entrepreneurship	-	4	4	8	-	2	13	6	17	20
BCom (Special) Degree in Financial Management	-	5	2	12	4	8	5	3	11	28	
FHU	BA (General)	-	5	3	64	5	13	16	16	24	98
	BA (Special)	8	51	21	143	5	12	13	16	47	222
FMED	MBBS	4	4	12	24	20	40	31	51	67	119
	BSc in Speech & Hearing Sciences	-	1	1	8	4	14	3	24	8	47
FSC	BSc Biological Science(General)	1	1	5	25	8	24	17	16	31	66
	BSc Physical Science(General)	-	-	7	13	18	20	75	41	100	74
	BSc Environmental Conservation and Management(General)	2	4	3	9	4	4	4	2	13	19
	BSc Management and Information Sciences(General)	-	-	-	-	-	-	2	2	2	2
	BSc Biological Science(Special)	11	3	10	16	1	6	1	2	23	27
	BSc Physical Science(Special)	5	19	10	9	4	2	2	-	21	30
	BSc Environmental Conservation and Management(Special)	-	3	2	4	1	-	-	-	3	7
BSc Management and Information Sciences(Special)	1	13	9	9	1	1	1	-	12	23	
FSOSC	BA (General)	-	2	5	34	2	9	4	4	11	49
	BA (Special)	2	30	82	610	8	8	26	23	118	671
<b>Grand Total</b>		<b>44</b>	<b>206</b>	<b>214</b>	<b>1117</b>	<b>116</b>	<b>219</b>	<b>278</b>	<b>255</b>	<b>652</b>	<b>1797</b>

## 4.2. Undergraduate Output – External Graduates 2019

Table 4-2: Undergraduate output of the external graduates 2019

Programme of Study	General/ Special	Number Graduated		
		Male	Female	Total
Bachelors of Arts (General) Degree	General	255	1726	1981
Bachelor of Management Degree	General	10	73	83
Bachelor of Science Degree	General	-	7	7
<b>Grand Total</b>		<b>265</b>	<b>1806</b>	<b>2071</b>

As shown in the table 4-2, from three external general degree programmes 2,071 students has passed out during 2019 and the majority of the graduates are female students.

### 4.3. Postgraduate Output – 2019

The most popular postgraduate programme conducted by the University is known to be as the Master's degree programmes. Thus, the highest output of the postgraduate programmes is recorded from the Master's degree programmes which is 91.7% of the total output. Number of students who completed the postgraduate studies and the corresponding postgraduate study programmes are shown in table 4-3.

Table 4-3: postgraduate output 2019

Faculty	Name of the Programme of Study	Degree	No. Graduated		
			Male	Female	Total
<i>Postgraduate Diploma Programmes</i>					
FCMS	PG Diploma in Commerce	PD	2	3	5
	PG Diploma in Marketing	PD	5	2	7
FSC	PG Diploma in Industrial & Environmental Chemistry	PD	5	2	7
	PG Diploma in Biodiversity & Integrated Environmental Management	PD	1	0	1
	PG Diploma in Food and Nutrition	PD	0	1	1
FSOSC	PG Diploma in Mass Communication	PD	2	0	2
	PG Diploma in Regional Planning	PD	0	1	1
<b>Total</b>			<b>15</b>	<b>9</b>	<b>24</b>
<i>Master's Degree Programmes</i>					
FCMS	Master of Business	MBus	12	24	36
	Master of Business Management in Marketing	MBMM	18	7	25
	Master of Business Administration	MBA	16	18	34
	Master of Commerce	MCom	2	4	6
	Master of Human Resources Management	MHRM	6	21	27
FHU	Master of Arts	MA	99	210	309
FMED	Master of Public Health	MPH	3	9	12
FSC	Master of Science	MSc	16	34	50
FSOSC	Master of Social Sciences	MSSc	5	20	25
	Master of Arts	MA	204	174	378
<b>Total</b>			<b>381</b>	<b>521</b>	<b>902</b>
<i>MPhil Degree Programmes</i>					
FHU	Master of Philosophy	MPhil	12	7	19
FMED	Master of Philosophy	MPhil	1	1	2
FSC	Master of Philosophy	MPhil	0	6	6
FSOSC	Master of Philosophy	MPhil	4	1	5
<b>Total</b>			<b>17</b>	<b>15</b>	<b>32</b>
<i>Doctoral Degree Programmes</i>					
FCMS	Doctor of Philosophy	PhD	2	2	4
FHU	Doctor of Philosophy	PhD	6	2	8
FMED	Doctor of Philosophy	PhD	3	0	3
FSC	Doctor of Philosophy	PhD	4	3	7
FSOSC	Doctor of Philosophy	PhD	2	2	4
<b>Total</b>			<b>17</b>	<b>9</b>	<b>26</b>
<b>Grand Total</b>			<b>430</b>	<b>554</b>	<b>984</b>

## 5. Human Resources of the University

The University has provided permanent employment to a total of 1,554 persons and as at December 31, 2019 and she has given the opportunity to temporary work with her to 349 persons. At the end of the Year, the University has 230 permanent cadre vacancies and 144 vacancies are for the academic positions.



*111<sup>th</sup> General Convocation of the University of Kelaniya held on November 26, 2019*

### 5.1. Staff of the University – Approved Cadre and the Present Staff

The University staff is a combination of Academic staff, Library staff, Administrative and Financial staff, Executive staff, Academic Support staff, Non- Academic staff (Technical staff, Clerical & Allied staff, Primary staff) and Temporary academic staff. The majority of the staff belongs to the Non- Academic staff, which represents 43.8% (832) and the least are University Medical Officers which in which the University has only two. Following figure describes the composition of the University staff as at December 31, 2019. Following figure

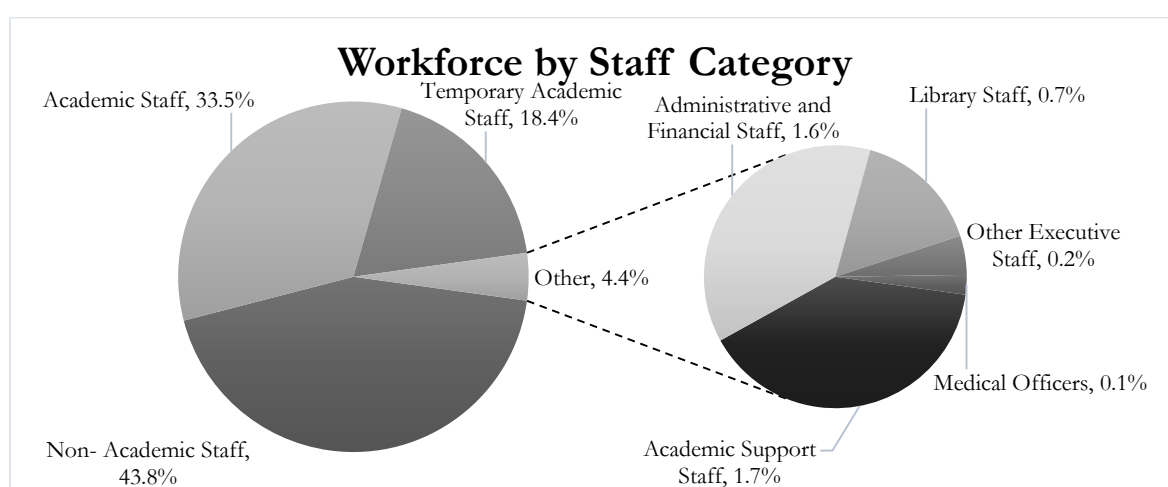


Figure 5-1: Workforce by the staff category

In addition, there are more male workers than female workers at the University, which represents 51% (964) and 49% (936) respectively. Moreover, the University's temporary Academic staff represents 18% of the total staff.

The following table 5-1 illustrates the approved cadre and the existing staff of the University as at December 31, 2019.

Table 5-1: Approved cadre and the existing staff

Staff category	Salary Scale	Approved Cadre	Existing Staff						Permanent Cadre Vacancies
			Permanent			Temporary			
			Male	Female	Total	Male	Female	Total	
Academic Staff	U-AC 3 to U-AC 5	783	307	329	636	-	-	-	147
	U-AC 1 to U-AC 2	280	-	-	-	99	250	349	-
Library Staff	U-AC 5	1	1	-	1	-	-	-	-
	U-AC 4	1	-	-	-	-	-	-	1
	U-AC 3	12	4	8	12	-	-	-	-
Administrative Staff & Financial Staff <sup>3</sup>	U-EX 3	2	1	1	2	-	-	-	-
	U-EX 2	14	5	10	15	-	-	-	-
	U-EX 1	15	2	12	14	-	-	-	1
Other Executive Staff	U-EX 3	-	-	-	-	-	-	-	-
	U-EX 2	2	1	1	2	-	-	-	-
	U-EX 1	2	2	0	2	-	-	-	-
Medical Officers	U-MO 2	1	1	-	1	-	-	-	-
	U-MO 1	3	1	-	1	-	-	-	2
Academic Support Staff	U-AS 2	51	14	8	22	-	-	-	18
	U-AS 1		4	7	11	-	-	-	
Technical Staff	U-EX 2	148	-	1	1	-	-	-	31
	U-EX 1		1	6	7	-	-	-	
	U-MN 4		21	13	34	-	-	-	
	U-MN 3		4	-	4	-	-	-	
	U-MN 2		-	-	-	-	-	-	
	U-MN 1		-	-	-	-	-	-	
Clerical & Allied Staff	U-MT 1	331	48	23	71	-	-	-	9
	U-MN 4		15	76	91	-	-	-	
	U-MN 3		17	10	27	-	-	-	
	U-MN 2		10	6	16	-	-	-	
Primary Staff	U-MN 1	417	69	119	188	-	-	-	24
	U-PL 3		96	7	103	-	-	-	
	U-PL 2		38	22	60	-	-	-	
	U-PL 1		203	27	230	-	-	-	
<b>Grand Total</b>		<b>1783<sup>4</sup></b>	<b>865</b>	<b>686</b>	<b>1551</b>	<b>99</b>	<b>250</b>	<b>349</b>	<b>230</b>

<sup>3</sup> Designations as given in the Commission Circular No: 905

<sup>4</sup> Excluding U- AC 1 and U- AC 2 approved cadre



University's total staff categorized per the employee classification of the Department of Management Services is depicted in the 5-2.

*Table 5-2: Total University staff by the employee classification*

<b>Service Category</b>		<b>Number of Staff</b>
Primary Level	U- PL 1	393
	U- PL 2	
	U- PL 3	
Secondary Level	U- MN 1	431
	U- MT 1	
	U- MN 2	
	U- MN 3	
	U- MN 4	
Tertiary Level	U- AS 1	56
	U- EX 1	
	U- AS 2	
Senior Level	U- MO 1	671
	U- MO 2	
	U- EX 2	
	U- EX 3	
	U- AC 3	
	U- AC 4	
	U- AC 5	
<b>Grand Total</b>		<b>1551</b>

## 5.2. Academic Staff – Approved Cadre and Present Staff

Table 5-3 describes the summary of the approved cadre and the existing staff depicted in table 5-1.

Table 5-3: Approved cadre and the existing staff of the academic staff category

Staff	Salary Scale	Approved Cadre	Existing Staff						Permanent Cadre Vacancies	
			Permanent			Temporary				
			Male	Female	Total	Male	Female	Total		
Professor Chair	Senior Professor	U-AC 5 (I)	47	11	6	17	-	-	-	21
	Professor	U-AC 5 (II)		5	4	9	-	-	-	
Senior Professor/ Librarian	U-AC 5 (I)	750	25	5	30	-	-	-	127	
Professor	U-AC 5 (II)		44	29	73	-	-	-		
Associate Professor/ Deputy Librarian	U-AC 4		3	2	5	-	-	-		
Senior Lecturer Gr I/ Senior Assistant Librarian Gr I	U-AC 3(I)		74	66	140	-	-	-		
Senior Lecturer Gr II/ Senior Assistant Librarian Gr II	U-AC 3(II)		91	118	209	-	-	-		
Lecturer/ Assistant Librarian	U-AC 3(III)		23	24	47	-	-	-		
Lecturer (Probationary)/ Assistant Librarian	U-AC 3(IV)		36	83	119	-	-	-		
Temporary Lecturer/ Temp. Asst. Lecturer	U-AC 2 (fixed)	66	-	-	-	35	85	120	-	
Temporary Research Assistant	U-AC 2/U-AC 1 (fixed)	6	-	-	-	1	2	3	-	
Temporary Demonstrator	U-AC 1 (fixed)	205	-	-	-	55	133	188	-	
Temporary Instructor	U-AC 1 (fixed)	2	-	-	-	-	-	-	-	
Temporary Tutor	U-AC 1 (fixed)	-	-	-	-	3	12	15	-	
Temporary Senior Lecturer		-	-	-	-	2	3	5	-	
Junior Fellow		-	-	-	-	7	11	18	-	
<b>Grand Total</b>		<b>797<sup>5</sup></b>	<b>312</b>	<b>337</b>	<b>649</b>	<b>103</b>	<b>246</b>	<b>349</b>	<b>148</b>	

Compared to the last year (2018), the academic staff has increased by 29 new academic staff members throughout the year. Thus the total academic staff members have risen up to 649 members with the new appointments and the permanent cadre vacancies has been reduced by 28 appointments.


<sup>5</sup> Excluding approved cadre for temporary staff

### 5.3. Highest Qualifications of Academic Staff, Administrative & Financial Staff - 2019

#### a. Academic Staff

Table 5-4: Highest academic qualifications of the academic staff

Qualification	Faculty						Grand Total
	Commerce & Management Studies	Computing & Technology	Humanities	Medicine	Science	Social Sciences	
Doctoral Degree	34 (27.4%)	11 (55%)	50 (46.3%)	96 (74.4%)	85 (65.4%)	43 (34.4%)	319 (50.2%)
MPhil and Equivalent Degree	3 (2.4%)	1 (5%)	27 (25%)	6 (4.7%)	8 (6.2%)	26 (20.8%)	71 (11.2%)
Master's Degree	63 (50.8%)	1 (5%)	23 (21.3%)	11 (8.5%)	16 (12.3%)	43 (34.4%)	157 (24.7%)
Bachelor's Degree	24 (19.4%)	7 (35%)	8 (7.4%)	16 (12.4%)	21 (16.2%)	13 (10.4%)	89 (14%)
<b>Grand Total</b>	<b>124 (100%)</b>	<b>20 (100%)</b>	<b>108 (100%)</b>	<b>129 (100%)</b>	<b>130 (100%)</b>	<b>125 (100%)</b>	<b>636 (100%)</b>



As shown in figure 5-2, higher percentage of the academic staff members (50.2%) have obtained the doctoral degree and equivalent qualifications than that of the other degrees. With respect to the recruitments of Lecturer (Probationary) to the University's academic staff, the percentage of staff having Bachelor's degree as the highest academic qualifications have been increased compared to the previous year (2018).

Figure 5-2: Highest academic qualifications of the Academic staff

**b. Administrative and Financial Staff**

Table 5-5: Highest academic qualifications and the professional qualifications of the administrative staff

Designation	Number of Officers	Qualification				
		Diploma	Bachelor's Degree	Postgraduate Diploma	Postgraduate Degree	Professional Qualifications
Registrar	1	-	-	-	1	1
Bursar	1	-	1	-	-	1
Deputy Registrar	3	-	-	-	3	1
Deputy Bursar	2	-	2	-	-	2
Senior Assistant Registrar	7	-	3	2	2	-
Senior Assistant Bursar	2	-	1	-	1	1
Senior Assistant Internal Auditor	1	-	1	-	-	1
Senior Personal Secretary	1	-	1	-	-	-
Assistant Registrar	9	1	3	1	4	
Assistant Bursar	4	-	3	-	1	3
Assistant Internal Auditor	1	-	1	-	-	-
Works Engineer	1	-	1	-	-	1
Chief Security Officer	1	-	-	-	1	-
Curator	1	1	-	-	-	-
<b>Total</b>	<b>35</b>	<b>2 (6%)</b>	<b>17 (49%)</b>	<b>3 (8%)</b>	<b>13 (37%)</b>	<b>11</b>

According to the statistics shown in the table 5-5, out of the total administrative and financial staff, the majority (49%) possesses a bachelor's degree and a higher percentage compared to the other qualifications have completed either a postgraduate degree or postgraduate diploma.

## 5.4. Non- Academic Staff

### a. Existing Members of the Non- Academic Staff

The University's non- academic staff members belong to three categories, namely clerical and allied staff, technical staff and primary staff. As at December 31, 2019 the University occupies 831 staff members. Following table 5-6 summarizes the number of non- academic staff members per staff category and their respective working divisions.

Table 5-6: Existing members of the non- academic staff

Faculty/ Branch/ Division/ Unit/ Center	Clerical and Allied Staff	Technical Staff	Primary Staff
Administration	142	1	95
Carrier Guidance Unit	1	-	1
External Examination	14	2	3
Faculty of Commerce & Management	20	4	7
Faculty of Computer & Technology	4	1	5
Faculty of Graduate Studies	8	-	2
Faculty of Humanities	20	6	17
Faculty of Medicine	39	45	92
Faculty of Science	16	35	55
Faculty of Social Sciences	16	7	16
Health Center	1	9	10
Landscape	-	2	41
Library	36	-	7
Physical Education	1	-	9
Works Division	4	4	33
<b>Total</b>	<b>322</b>	<b>116</b>	<b>393</b>

### b. Highest Qualifications of the Non- Academic Staff

The following table 5-7 illustrates a summary of the qualifications completed by the non- academic staff of the University.

Table 5-7: Highest qualifications of the non- academic staff

Highest Qualification	Clerical and Allied Staff	Technical Staff	Primary Staff
Up to O/L	-	-	233
Passed GCE Ordinary Level Examination	34	3	106
Passed GCE Advanced Level Examination	207	84	52
Completed Diploma	21	20	1
Bachelor's Degree	52	9	1
Postgraduate Degree	7	-	-
Professional Qualifications (CIMA, CIM, AAT, etc.)	1	-	-
<b>Total</b>	<b>322</b>	<b>116</b>	<b>393</b>

### 5.5. Information of International Staff Visited – 2019

In 2019, 73 international academic staff members have visited the University of Kelaniya under 35 programmes. Table 5-8 illustrates the details of foreign staff visits descriptively

Table 5-8: Information of international staff visited

Faculty	Name of the Programme	Country	Number of Staff
FHU	Workshop - Center of fifteenth advanced International study workshop Linguistic on Tamil Epigraphy	India	1
	Teaching BA Special Degree	China	1
FMED	BSc Speech and Hearing Sciences (undergraduate teaching of Year 3 Research Methodology module)	USA	1
	Workshop on Stuttering for the Undergraduates and working speech therapists	Netherland	1
	Workshop on dysphagia for undergraduates and working speech therapists	New Zealand	1
	Faculty of Medicine Continuous Professional Development Workshop series	Australia	1
	Refresher course on research methods and academic writing (Organized by the research support center)	United Kingdom	1
	CPD workshop on dissertation writing and research methods (Organized by the research support center)	United Kingdom	1
	PG Psychiatry	Canada	1
	Workshop to revise the current guide for Family Medicine Portfolio (MD in Family Medicine by clinical training – Postgraduate Institute of Medicine, Sri Lanka)	United Kingdom	1
	Mobile suitcase laboratory: Point of need molecular diagnostic method (14-15 Feb 2019)	Germany	1
	Third international workshop on advanced mosquito entomology	Thailand	1
	Training on Sterile Insect Technique at the Molecular Medicine Unit, Faculty of Medicine, University of Kelaniya, 18-20th of November, 2019	Austria	1
	Evaluation of Research activities conducted under International Atomic Energy Agency's donations to the Molecular Medicine Unit, Faculty of Medicine, University of Kelaniya, 25.03.2019	Austria	3
	Evaluation of Research activities conducted under International Atomic Energy Agency's donations to the Molecular Medicine Unit, Faculty of Medicine, University of Kelaniya, 14.02.2019	Austria	1
Inspection of dengue research conducted at the Molecular Medicine Unit, 27.12.2019	Vietnam	1	

Faculty	Name of the Programme	Country	Number of Staff
FSC	IRSPAS 2019	Spain	1
	Mathematics Colloquium	Russia	1
	Research/ NSF	Pakistan	1
	Research & Academic Collaboration Program 2019	Germany	2
	Workshop on Small Sample Size Studies and Resampling Techniques	Germany	2
	Workshop on Biomedical Applications with R	Germany	1
	Workshop on High-Dimensional Data Analysis	Germany	2
FSOSC	Presentation by Chinese delegates	Sichuan University	3
	Guest Lecture	India	1
	1st International Conference on Applied Social Statistics	Korea	1
	1st Quinupratite Showcase Conference	Japan	10
Centre for International Affairs	Visiting delegate on Foreign Language Teaching, Tallinn University - workshop for staff, postgraduates	Estonia	3
	Erasmus+ International Credit Mobility Staff Teaching, Szczecin University, Seminar for staff and undergraduates	Poland	2
	Erasmus+ International Credit Mobility Staff Training, Porto University, Portugal, Seminar for staff and undergraduates	Portugal	1
	Visiting delegate from the School of Foreign Languages for Business, South Western University of Finance and Economics. Workshop on Sinhala Linguistics for staff	China	1
	Erasmus+ International Credit Mobility Staff Training, Nova University, Lisbon, Portugal Seminar/Workshop for staff and undergraduates	Portugal	1
	Delegation of Professors and students from Sojo University. Workshop and Interactive session with undergraduates	Japan	20
	Erasmus+ International Credit Mobility Staff Training, Nova University, Lisbon, Portugal Seminar/Workshop for staff and undergraduates	Czech Republic	1
	Visit of Professor from Universidad de Trás-os-Montes e Alto Douro, Portugal	Portugal	1

## 6. Research and Development Activities

University of Kelaniya has been excelled in the research and development throughout the year 2017. Twenty-one academics from the Faculty of has been awarded as the best scientific researchers in Sri Lanka at the President's awards for Scientific Research. Apart from the research projects, the academics of the Faculty Medicine and Faculty of Science have filed patents for their products. The various awards and rewards obtained by the Faculty of the University render the academic excellence of the University has been ascended in the year 2019.



*Association of South-East Asian Institutions of Higher Learning International Conference 2019 organized by University of Kelaniya as a member of ASAIHL community held on 09th and 10th December, 2019, in Hotel Galadari, Colombo.*



### 6.1. Publications done by the Academic Staff – 2019

Academic staff of the University has published 222 articles in refereed indexed journals and 70 articles in refereed non-indexed journals. A summary of the total publications done by the staff is illustrated in the below table 6-1.

Table 6-1: Publications done by the academic staff - 2019

Faculty		Publication Category	Number Published		
			Local	Foreign	
FCMS	1	No. of publications in refereed indexed Journals including e-journals	7	33	
	2	No. of publications in refereed non-indexed Journals including e-journals	1	9	
	3	Conference Proceedings	3.1 No. of papers published as full papers	13	5
			3.2 No. of abstract publications	23	3
	4	No. of Book Chapters published	3	-	
5	No. of Books/Text Books published in the area of expertise	5.1 By a publisher	-	-	
		5.2 By an author	4	-	
FCT	1	No. of publications in refereed indexed Journals including e-journals	2	5	
	2	No. of publications in refereed non-indexed Journals including e-journals	1	1	
	3	Conference Proceedings	3.1 No. of papers published as full papers	2	4
			3.2 No. of abstract publications	1	-
	4	No. of Book Chapters published	-	-	
5	No. of Books/Text Books published in the area of expertise	5.1 By a publisher	-	-	
		5.2 By an author	-	-	
FHU	1	No. of publications in refereed indexed Journals including e-journals	4	-	
	2	No. of publications in refereed non-indexed Journals including e-journals	5	1	
	3	Conference Proceedings	3.1 No. of papers published as full papers	1	1
			3.2 No. of abstract publications	22	6
	4	No. of Book Chapters published	5	5	
5	No. of Books/Text Books published in the area of expertise	5.1 By a publisher	9	-	
		5.2 By an author	4	-	
FMED	1	No. of publications in refereed indexed Journals including e-journals	12	70	
	2	No. of publications in refereed non-indexed Journals including e-journals	12	4	
	3	Conference Proceedings	3.1 No. of papers published as full papers	4	2
			3.2 No. of abstract publications	100	30
	4	No. of Book Chapters published	1	4	
5	No. of Books/Text Books published in the area of expertise	5.1 By a publisher	1	1	
		5.2 By an author	2	-	
FSC	1	No. of publications in refereed indexed Journals including e-journals	6	51	
	2	No. of publications in refereed non-indexed Journals including e-journals	4	3	
	3	Conference Proceedings	3.1 No. of papers published as full papers	11	21
			3.2 No. of abstract publications	139	41
	4	No. of Book Chapters published	1	-	
5	No. of Books/Text Books published in the area of expertise	5.1 By a publisher	7	-	
		5.2 By an author	-	-	
FSOSC	1	No. of publications in refereed indexed Journals including e-journals	14	18	
	2	No. of publications in refereed non-indexed Journals including e-journals	21	8	
	3	Conference Proceedings	3.1 No. of papers published as full papers	10	8
			3.2 No. of abstract publications	25	18
	4	No. of Book Chapters published	16	-	
5	No. of Books/Text Books published in the area of expertise	5.1 By a publisher	11	-	
		5.2 By an author	4	-	

## 6.2. Science and Technology Development Output – 2019

Faculty of Medicine has developed products/ processes and one of them are transferred. And the Faculty of Science has developed, commercialized a product and a prototype. Table 6-2 depicts the information on corresponding Science and Technology developments outputs.

Table 6-2: Science & Technology development output - 2019

Faculty	Name of the S & T Development Output	Status
<b>Development of New Product/Processes</b>		
FMED	Sterile male <i>Aedes</i> mosquitoes (Dengue vector) using ionizing radiations to control dengue	Developed
	Transgenic <i>Aedes aegypti</i> mosquitoes (Dengue vector) with RNA interference-based	Developed
	Resistance to dengue viruses	Developed
	Ovitrap with an Insect Growth Regulator (IGR) to control dengue vector mosquitoes	Developed and Transferred
	Locally available Carnivorous copepod species controlling dengue vector mosquitoes	Developed
	Isolated and identified a locally available <i>Bacillus cereus</i> bacteria for controlling dengue vector control	Developed
	Mosquito repellent based on natural essential oil blend produced using nanotechnology	Developed
FSC	Remotely Controllable Regulator Connected in Series with Resistive and Inductive Loads	Developed, Transferred and commercialized
<b>Design Prototypes Developed</b>		
FSC	Auto removing regulator for Liquefied Petroleum Gas Cylinders and Electricity CUT-OFF system at Gas Leakages	Developed

## 6.3. Details of Patents – 2019

In 2019, the University has filed three patents. The details of the patents are stated below in the table 6-3.

Table 6-3: Details of patents

Faculty	Name of the Patent	Status
<b>National</b>		
FMED	Transgenic <i>Aedes aegypti</i> mosquitoes (Dengue vector) with RNA interference-based resistance to dengue virus	Filed
	Isolated and identified a locally available <i>Bacillus cereus</i> bacteria for controlling dengue vector mosquitoes	Filed
FSC	Remotely Controllable Regulator Connected in series with Resistive and Inductive loads	Filed, Received, Transferred and Sold/ Licensed

#### 6.4. Awards Received by the University – 2019

The University's staff members as well as the students have won various awards and rewards during the year 2019. Following table 6-4 is a detailed but summarized explanations of the awards won by the University.

Table 6-4: Awards received by the University - 2019

Award category	Name of the award	National/ International	Description	Name of the awarder & country	Name(s) of the recipient
<b>Faculty of Commerce and Management Studies</b>					
Research/Innovation	University Senate Award	National	Senate award for publishing an article in internationally recognized journals	University of Kelaniya	R K T D Karunayake
		National	Senate award for publishing article in internationally recognized journals	University of Kelaniya	W A D N R Gunawarane
		National	Senate awards for the publication an impact factor of 0.622	University of Kelaniya	S I Wijenayake
		National	Senate award for publishing in index journals- September	University of Kelaniya	Mr. P.S. Morawakage
		National	Senate award for publishing in index journals	University of Kelaniya	Mr. P.S. Morawakage
	Best Poster Presentation Award	International	Best Poster Presentation at Accounting, Finance and Economics Symposium 2019	Griffith University	Mr. P.S. Morawakage
	University Senate Award	National	Senate award for conducting high quality research & publishing in International Indexed Journal	University of Kelaniya	Dr.(Mrs.) J. M. R. Fernando
	Vice Chancellor Award	National	The Researcher with the highest number of publications in FCMS	University of Kelaniya	Dr.(Mrs.) J. M. R. Fernando
		National	The outstanding early career researcher in the Faculty of Commerce and Management Studies- 3rd Place	University of Kelaniya	Dr.(Mrs.) J. M. R. Fernando
	Best Research Paper	National	Best Research Paper at ICBI 2019	University of Kelaniya	Mr. H.M.A.L. Gunasekara
Best Paper Award	National	Best Paper award	ICBI, University of Kelaniya	HMTS Herath	

Award category	Name of the award	National/ International	Description	Name of the awarder & country	Name(s) of the recipient
<b>Faculty of Medicine</b>					
Research/Innovation	Professor Sir Nicholas Attygalle Award	National	Free paper award	Sri Lanka	Allen A, Perera S, Perera L, Rodrigo R, Mettananda S, Weatherall DJ, Allen S and Premawardhena A.
Research/Innovation	Best oral presenter	International		Organizing committee of International conference for Physiotherapists, Speech therapists and Occupational therapist - Sri Lanka	Mr. JALR Kumara (student)
	Best student paper	International		Global Science and Technology Foundation-8th Annual International Conference on Language, Literature and Linguistics- Singapore	Ms. LBTC Lokubalasureiya (staff)
	Merit award for best presenter in short communications	International	Merit award for best presenter	16th APMEC, Singapore	Dr. K.G. Kodikara
	Best Innovation	National	Best innovation award	Colombo Conference in Medical Education, College of Medical Educationists, Sri Lanka	Prof Madawa Chandratilake, Dr Dilmini Karunaratne, Dr Gamini Wijayarathne, Dr Thashika Rupasinghe, Dr Chamli Pushpakumara, Ms Anoja Gernando, Mr Hirantha Leshan, Ms Nishadi Ariyasinghe (Collaboration between Department of Medical Education, Faculty of Medicine and Faculty of Computing and Technology)
	Best Concept Paper	National	1 <sup>st</sup> Place	Annual Academic Sessions of the College of Forensic Pathologists of Sri Lanka	

Award category	Name of the award	National/ International	Description	Name of the awarder & country	Name(s) of the recipient
Research/Innovation	Presidential Awards for Scientific Publications	National	Research papers published in high impact journals	His Excellency the President of Sri Lanka	Satff Prof. N.R. De Silva, Prof. N.K. Gunawardena, Prof. T.G.A.N. Chandrasena
	NRC Merit award for scientific research	National	Awarded on 28 <sup>th</sup> October 2019	The National Research Council of Sri Lanka	Warnakulasuriya T,(Department of Physiology)
	NRC Merit award for scientific research	National	Awarded on 28 <sup>th</sup> October 2019	The National Research Council of Sri Lanka	Prof. Niranga M. Devanarayana (Department of physiology)
	NRC Merit award for scientific research	National	Awarded on 28 <sup>th</sup> October 2019	The National Research Council of Sri Lanka	Dr. Dulani Kottahachchi (Department of physiology)
	NRC Merit award for scientific research	National	Awarded on 28 <sup>th</sup> October 2019	The National Research Council of Sri Lanka	Prof. Deepthi de Silva(Department of physiology)
	Best poster presentation- 1st place	National	Award for the best research poster	Sri Lanka	Prof. K.A.L.A. Kuruppuarachchi, Dr. Aruni Hapangama, Dr. W.K.T.R. Fernando
	NRC merit awards	National	Published research	Sri Lanka	Prof. K.A.L.A. Kuruppuarachchi
	NRC merit awards	National	Published research	Sri Lanka	Dr. M. Chandrasa, Prof. K.A.L.A. Kuruppuarachchi
Sports	Government Services 2019	National	"A" division badminton champions	Government of Sri Lanka	Dr. R.M.S.L. Ranaweera
	3rd International staff tournament- 2019	International	Champions of Badminton tournament	PES University, India	Dr. R.M.S.L. Ranaweera

Award category	Name of the award	National/ International	Description	Name of the awarder & country	Name(s) of the recipient
Other	For Long service	National	award for the rendered long service	Sri Lanka	Prof. K.A.L.A. Kuruppuarachchi
	Senate Honors	National	Conducting high quality research and publishing	University of Kelaniya	Prof. Menaka Hapugoda
		National	Conducting high quality research and publishing	University of Kelaniya	Dr. Tharaka Ranathunge
		National	Conducting high quality research and publishing	University of Kelaniya	Dr. Tharaka Ranathunge
		National	Conducting high quality research and publishing	University of Kelaniya	Prof. Aresha Manamperi
		National/ International	Conducting high quality research and publishing	University of Kelaniya	Prof. Aresha Manamperi
		National/ International	Conducting high quality research and publishing	University of Kelaniya	Prof. Aresha Manamperi
		National	Conducting high quality research and publishing		Dr. Tharaka Ranathunge
		National	Conducting high quality research and publishing	University of Kelaniya University of Kelaniya	Prof. Y.I.N.S. Gunawardene
		National	Conducting high quality research and publishing	University of Kelaniya	Prof. Y.I.N.S. Gunawardene
		National	Conducting high quality research and publishing	University of Kelaniya	Prof. Y.I.N.S. Gunawardene
		National	Conducting high quality research and publishing	University of Kelaniya	Prof. Y.I.N.S. Gunawardene
		National	Conducting high quality research and publishing	University of Kelaniya	Prof. Y.I.N.S. Gunawardene

Award category	Name of the award	National/ International	Description	Name of the awarder & country	Name(s) of the recipient
<b>Faculty of Science</b>					
Research/Innovation	SUSRED	National	Proceeding PhD Graduates	NSF	Prof. Kapila Seneviratne
		National	Proceedings PhD Graduates	NSF	Prof. N. Jayathilake
		National	Proceeding PhD Graduates	NSF	Dr. D.S.M. De silva
	Senate	National	Published in Indexed Journal	University of Kelaniya	Dr. S. Wickramarachchi
	Senate	National	Published in Indexed Journal	University of Kelaniya	Dr. S. Wickramarachchi
	VC Award	National	The Outstanding Senior Researcher, FOS - 2nd place	University of Kelaniya	Dr. S. Wickramarachchi
	VC Award	National	The Researcher with the Highest Number of Publications from University (Internal) Research grants	University of Kelaniya	Dr. S. Wickramarachchi
	VC Award	National	The Outstanding Senior Researcher, FOS - 3rd place	University of Kelaniya	Prof. N. Jayathilake
	VC Award	National	The Recipient of the Highest Amount of External Research Grants	University of Kelaniya	Prof. N. Jayathilake
	Senate	National	Published in Indexed Journal	University of Kelaniya	Dr. D.R. Pandithavidana
	GRC	National	Postgraduate Award	GRC/Sri Lanka	Dr (Mrs) FSB Kafi
	Postgraduate Research Award - 2019, (Merit Award) Section E1	National	Postgraduate Award	SLAAS/Sri Lanka	Dr (Mrs) FSB Kafi
	SLAAS Physical Science Award - in the field of Physics (2019)	National	Undergraduate Award	SLAAS/Sri Lanka	Mr SBMSS Gunarathne
	CVCD EXCELLENCE AWARDS	National	The Most Outstanding Young Researcher	The Committee of Vice-Chancellors and Directors (CVCD), Sri Lanka	Dr KMDC Jayathilaka
	VC awards	National	High quality research publications	University of Kelaniya	Prof M D Amarasinghe
	Senate awards	National	High quality research publications	University of Kelaniya	Prof M D Amarasinghe
	Senate Honours and cash award	National		University of Kelaniya	Prof K P Abeywickrema
	Senate award	National		University of Kelaniya	Dr D.A.D.A.Daranagama
	Senate awards	National	High quality research publications	University of Kelaniya	Dr K P R N Attananayake
	VC awards	National	The best early carrier researcher, Faculty of Science, 3rd Place	University of Kelaniya	Dr K P R N Attananayake

Award category	Name of the award	National/ International	Description	Name of the awarder & country	Name(s) of the recipient
Research/Innovation	SLAAS GRC Postgraduate Research Award 2018 Section E1 (Merit)	National	SLAAS GRC Postgraduate Research Award 2018 Section E1 (Merit)	SLASS	Dr. (Mrs.) N.V. Chandrasekara
	Vice chancellor's award for outstanding senior researcher Faculty of Science	National	VC's annual award ceremony	VC's award, Sri Lanka	Prof. US Amarasinghe
	Vice chancellor's award for top 10 scientists in University of Kelaniya	National	VC's annual award ceremony	VC's award, Sri Lanka	Prof. US Amarasinghe
	Vice chancellor's award for publishing the highest number of papers in reputed journals from the Faculty of Science	National	VC's annual award ceremony	VC's award, Sri Lanka	Prof. US Amarasinghe
<b>Faculty of Social Sciences</b>					
Sports	Sri Lanka Government Service & Sports Society	National	Champion	Sri Lanka	Dr. H.R.S.Sulochani FSS/UOK Prob. Lec. A. I. Embuldeniya
	Sri Lanka Government Service & Sports Society	National	Champion	Sri Lanka	Over 35 women's category Dr. H.R.S.Sulochani FSS/UOK
	Sri Lanka Government Service & Sports Society	National	1st Runner-up	Sri Lanka	Over 35 women's category Dr. H.R.S.Sulochani FSS/UOK
	University of Moratuwa International Shuttlers first UMISF	International	Champions	Moratuwa	Prob. Lec. A. I. Embuldeniya



Award category	Name of the award	National/ International	Description	Name of the awarder & country	Name(s) of the recipient
Sports	University of Moratuwa International Shuttlers first UMISF	International	1st Runner-up	Moratuwa	Dr. H.R.S.Sulochani FSS/UOK
	Inter Faculty staff Badminton Championship	National	Champions	University of Kelaniya	Dr. H.R.S.Sulochani FSS/UOK Prob. Lec. A. I. Embuldeniya
Other	Best Presenter Best Portfolio	National	Best Presenter & Best Portfolio award in 21st cycle SDC	University of Kelaniya	D.S. Kodithuwakku Staff DOSS/FSS/UOK
	Best Portfolio	National	Best Portfolio award in 21 st cycle SDC	University of Kelaniya	A. I. Embuldeniya
	Best presenter	National	Best presenter of the staff development programme	University of Kelaniya	HSG Fernando

## 7. Student Welfare Facilities

The University has provided a lot of facilities for the well-being of the students. Hostel facilities, Mahapola and Bursary grants for students are major welfare activities of the University



*New indoor stadium of the University of Kelaniya declared open on August 22, 2019*

## 7.1. Hostel Facilities – 2019

5,812 students have received hostel facilities during the year 2019. Table 7-1 summarizes the number of students who received the hostel facilities during 2019 by the level of study.

Table 7-1: Number of students who received hostel facilities

Faculty	Batch year	Year of intake	Number of students who received hostel facilities		
			Male	Female	Total
FCMS	1	2017/18	126	225	351
	2	2016/17	34	157	191
	3	2015/16	37	128	165
	4	2014/15	33	184	217
<b>Total</b>			<b>230</b>	<b>694</b>	<b>924</b>
FCT	1	2017/18	79	19	98
	2	2016/17	29	17	46
	3	2015/16	17	11	28
<b>Total</b>			<b>125</b>	<b>47</b>	<b>172</b>
FMED	1	2017/18	50	123	173
	2	2016/17	75	143	218
	3	2015/16	67	124	191
	4	2014/15	60	106	166
	4	2013/14	49	116	165
	5	2012/13	61	103	164
<b>Total</b>			<b>362</b>	<b>715</b>	<b>1077</b>
FSC	1	2017/18	78	94	172
	2	2016/17	42	75	117
	3	2015/16	18	37	55
	4	2014/15	24	129	153
<b>Total</b>			<b>162</b>	<b>335</b>	<b>497</b>
FHU and FSOSC	1	2017/18	144	743	887
	2	2016/17	102	645	747
	3	2015/16	86	568	654
	4	2014/15	85	769	854
<b>Total</b>			<b>417</b>	<b>2725</b>	<b>3142</b>
<b>Grand Total</b>			<b>1296</b>	<b>4516</b>	<b>5812</b>

**a. Permanent Hostel Utilization**

According to the statistics shown in the table 7-2, 4,680 students are provided University's permanent hostels and it represents 81% of the students who received hostel facilities. Most of the hostels are outnumbered the capacity.

Table 7-2: Permanent hostel utilization

Name	Location	Year Established	Capacity		Number Occupied		Fee per Student per Year (Rs.)
			Male	Female	Male	Female	
Bandaranayaka	Internal	1965	-	586	-	610	1,100.00
Viharamahadevi	Internal	1997	-	212	-	237	1,100.00
Sangamitta	Internal	1997	-	212	-	234	1,100.00
Hemachandra Rai	Internal	2000	-	200	-	207	600.00
EW Adikaram	Internal	2000	-	140	-	158	600.00
Ediriweera Sarathchandra	Internal	1993	-	108	-	110	600.00
Gunapala Mallalasekara	Internal	1996	-	153	-	164	600.00
Sir DB Jayathilaka	Internal	2015	-	582	-	589	600.00
Rev Dharmarama	Internal	2015	-	485	-	493	600.00
CWW Kannangara	External	-	425	-	427	-	600.00
Yakkaduwe Prangnarama	External	-	295	-	377	-	1,100.00
Faculty of Medicine Hostels	Internal	-	388	796	362	715	600.00

**b. Rented Hostel Utilization**

19% of the students who received hostel facilities from the University are provided rented facility nearby the University premises. Accordingly, 1,129 students are accommodated in rented hostels. Following table 7-3 shows the rental cost per each rented hostel, fee per student and the number occupied.

Table 7-3: Rented hostel utilization

Location	Rental Cost per year (Rs.)	Number Occupied			Fee per Student per Year (Rs.)
		Male	Female	Total	
Soma Guna Mahal	3,000,000.00	-	278	278	600.00
Bulugaha Junction	2,733,336.00	-	257	257	600.00
Mahara Junction	1,599,996.00	-	109	109	600.00
Seevalai Mawatha	1,146,672.00	-	101	101	600.00
Heda Viduhal Mawatha	1,866,672.00	-	81	81	600.00
Nelson	3,000,000.00	-	173	173	600.00
Kohowila	1,666,656.00	130	-	130	600.00

## 7.2 Mahapola and Bursary Scholarship – 2019

Undergraduates with financial difficulties are provided with Mahapola and bursary scholarships.

The following table 7-4 illustrates the number of beneficiaries for the year 2019.

*Table 7-4: Mahapola and bursary scholarship receivers - 2019*

Faculty	Year of Intake	No. of Students Received	
		Mahapola	Bursary
FCMS	2017/18	497	51
	2016/17	429	97
	2015/16	386	78
	2014/15	372	50
FCT	2017/18	120	16
	2016/17	108	33
	2015/16	75	25
FMED	2017/18	86	10
	2016/17	76	26
	2015/16	73	27
	2014/15	79	15
	2013/14	65	12
FSC	2017/18	195	179
	2016/17	190	173
	2015/16	136	139
	2014/15	77	33
FHU & FSOSC	2017/18	1055	156
	2016/17	971	239
	2015/16	843	253
	2014/15	833	149
<b>Total</b>		<b>6727</b>	<b>1763</b>

## 8. Sports Activities 2019

The University offers facilities and trainings on 24 sports events to the undergraduates. She has 40 teams, including 812 students in the University representative teams while 1,888 students are involved in competitive and recreational level sports. The University of Kelaniya has secured the 4<sup>th</sup> place in the Inter- University Championship 2019.



*Rugby team of the University of Kelaniya at the finals of the Sri Lanka University Games after 27 years*

### 8.1. Sports Facilities

Indoor 06

1. New Indoor Gymnasium
2. Student Centre Gymnasium
3. Gymnasium, Faculty of Medicine, Ragama
4. Strength Training Centre, Kelaniya
5. Strength Training Centre, Kannangara Hostel premises
6. Physical Fitness Centre, Girls Hostel Chain

Outdoor 08

1. Main Ground, Kelaniya
2. Ground No. 2, Kelaniya
3. Outdoor Basketball Court
4. Tennis Court
5. Outdoor Volleyball Court 1
6. Outdoor Netball Court
7. Outdoor Basketball Court, Faculty of Medicine
8. Outdoor Netball & Volleyball Court, Faculty of Medicine

---

## 8.2. Sports Events of the University

1. Badminton	(Men & Women)	13. Rugger	(Men)
2. Baseball	(Men)	14. Scrabble	(Men & Women)
3. Basketball	(Men & Women)	15. Swimming	(Men & Women)
4. Carom	(Men & Women)	16. Table Tennis	(Men & Women)
5. Chess	(Men & Women)	17. Taekwondo	(Men & Women)
6. Cricket	(Men & Women)	18. Tennis	(Men & Women)
7. Elle	(Men & Women)	19. Track & Field	(Men & Women)
8. Football	(Men)	20. Volleyball	(Men & Women)
9. Hockey	(Men & Women)	21. Weightlifting	(Men)
10. Judo	(Men & Women)	22. Wrestling	(Men)
11. Karate	(Men & Women)	23. Wushu	(Men & Women)
12. Netball	(Women)	24. Yoga	(Men & Women)
Total number of teams (Men & Women)		-	40
Total number of pool members		-	812
Number of students involved in competitive sports		-	1120
Number of students involved at recreational level sports		-	1888



### 8.3. Sports Training Programmes & Events

The University holds sports specific trainings for 23 sports disciplines for Men & Women (38 Teams) in 76 training sessions per week

Total Number of Training Sessions conducted 1621<sup>6</sup>

(13<sup>th</sup> March 2018 –20<sup>th</sup> December 2019)

Table 8-1: Sports training programmes and events

Events	Number of Students Participated
Orientation Programme (for Medical Students)	160
Orientation Programme (for Speech & Hearing Therapy Students)	52
Orientation Programme (Science, Social Sciences, Humanities and Commerce & Management Faculties' Students)	2870
Fresher's Sports Programme for all faculties	1134
Inter Faculty Championships (for 22 sports disciplines)	1555
Sports Education Segment	218
Physical Fitness Test	662
Number of Friendly & Dual Matches	182 (818 Students)
Number of Foreign Competitions participated	01
Number of Students, Participated in Foreign Competitions	04
Number of Annual Colours Recipients	346

<sup>6</sup> During the period of September 10, 2019 to October 14, 2019 the training sessions were not held due to the Non Academic strike.

## 8.4. Performances at the Inter University Championships - 2019

Table 8-2: Performance of events at the Inter University Championship - 2019

Sports Discipline	Place
Karate (Men)	Champions
Elle (Women)	Champions
Carom (Men)	Champions
Karate (Women)	Champions
Tennis (Women)	Champions
Weightlifting (Men)	1 <sup>st</sup> Runner-up
Volleyball (Women)	1 <sup>st</sup> Runner-up
Rugger	1 <sup>st</sup> Runner-up
Volleyball (Men)	2 <sup>nd</sup> Runner-up
Tennis (Men)	2 <sup>nd</sup> Runner-up
Table Tennis (Men)	2 <sup>nd</sup> Runner-up
Badminton (Women)	2 <sup>nd</sup> Runner-up
Taekwondo (Men)	2 <sup>nd</sup> Runner-up
Wrestling (Men)	4 <sup>th</sup> Place
Swimming (Women)	4 <sup>th</sup> Place
Taekwondo (Women)	4 <sup>th</sup> Place
Swimming (Men)	5 <sup>th</sup> Place
Track & Field (Women)	5 <sup>th</sup> Place
Chess (Women)	5 <sup>th</sup> Place
Carom (Women)	Quarter finalist
Table Tennis (Women)	Quarter finalist
Hockey	Quarter finalist
Badminton	Quarter finalist
Baseball (Men)	Quarter finalist
Cricket	Quarter finalist
Elle (Men)	Quarter finalist
Netball	Quarter finalist
Basketball (Men)	Quarter finalist

### Overall Performance of University of Kelaniya at the Sri Lanka University Games 2019

Women Championship - 3<sup>rd</sup> place

Men Championship - 4<sup>th</sup> place

Overall Championship - 4<sup>th</sup> place

## 8.5. Special Events Conducted by Department of Physical Education in 2019

### 1. GRIP TO GRIP 2019                      5<sup>th</sup> Invitational University Carrom Championship

14<sup>th</sup> & 15<sup>th</sup> of December held at Sri Dharmaloka Hall, University of Kelaniya

No. of Competitors participated                      -                      132 (Men & Women)

### 2. THE SEIG 2019                              6<sup>th</sup> Invitational Table Tennis Championships

30<sup>th</sup> Nov. & 01<sup>st</sup> Dec. 2019 held at New Gymnasium, University of Kelaniya

No. of Competitors participated                      -                      144 (Men & Women)

### 3. THE SPELL 2019                            6<sup>th</sup> Invitational University Scrabble Championship

17<sup>th</sup> November 2019 held at Gymnasium, University of Kelaniya

No. of Competitors participated                      -                      72 (Men & Women)

### 4. GIRL IN GOAL                              (1<sup>st</sup> Invitational University Netball Championships)

29<sup>th</sup> November 2019 held at New Gymnasium, University of Kelaniya

No. of Competitors participated                      -                      180 (Men & Women)

### 5. BATTLE OF FIST                            (4<sup>th</sup> Invitational University Karate Championships)

27<sup>th</sup> November 2019 held at New Gymnasium, University of Kelaniya

No. of Competitors participated                      -                      72 (Men & Women)

### 6. TUSKERS 2019                              (1<sup>st</sup> Invitational University Weightlifting Championships)

13<sup>th</sup> November 2019 held at Student Centre Gymnasium, University of Kelaniya

No. of Competitors participated                      -                      72 (Men & Women)

## **8.6. Affiliated Sport Controlling Bodies in 2019**

University of Kelaniya has affiliated to the following National & Provincial level Sports Controlling Bodies of Sri Lanka (with Executive Voting power) for the year 2019.

### **National Associations**

1. Sri Lanka Cricket
2. Sri Lanka Weightlifting Federation
3. Sri Lanka Wrestling Federation
4. Table Tennis Association of Sri Lanka
5. Sri Lanka Chess Federation
6. Sri Lanka Judo Federation
7. National Aquatic Sports Union of Sri Lanka (NASU)

### **Provincial and District Associations**

1. Western Province Rugby Football Union
2. Gampaha District Cricket Association
3. Gampaha District Netball Association
4. Western Province Badminton Association
5. Gampaha District Basketball Association

### **Other Associations**

1. Sri Lanka Universities Sports Association

### **8.7. Other Positions Held by Staff Members During the Year of 2019**

Mr. GGU Saman Kumara

- Manager to the National Athletics Team for 17<sup>th</sup> World Athletics Championships held at Doha, Qatar
- Deputy Chef de mission to National Universities Team for 27<sup>th</sup> World University Games held in Naples, Italy
- Honorary Recorder of Athletic Association of Sri Lanka.
- Executive committee member of Athletic Association in Sri Lanka
- Recorder of Sri Lanka Universities Sports Association
- Member of Judges Panel for Presidential Sports Awards
- Member, National Monitoring Committee for Human Strange Performances

Mr. HDSP Wijegunaratne

- Chairman, Table Tennis Sub Committee of SLUSA
- Member of Badminton, Table Tennis, Rugger, Sub committees of SLUSA
- Committee member of the western province Rugby Football Union

Ms. GASG Godamune

- Chairman, Hockey subcommittee of SLUSA & Member of Karate, Netball, Basketball & Taekwondo subcommittee of SLUSA

Ms. HMKT Karunaratne

- Member of Taekwondo, Weightlifting subcommittee of SLUSA

## **9. Activities Carried out and Future Plans based on Sustainable Development Goals**

The report produced based on sustainable development, ‘to safeguard the environment and mitigate any negative impact on the environment’ as per the directives given in No 17 (d), Part III of the National Audit act No 19 of 2018; this report is produced based on the sustainable development goals, specified in the website of Department of Census and Statistics, as applicable to University of Kelaniya.

### **9.1. Introduction**

University of Kelaniya is ranked 1st according to UI (Universitas Indonesia) Green metric ranking from the inception of this ranking in 2014 in Sri Lanka. The University of Kelaniya has achieved this as a result of adhering to the Sustainable Development Concept and this is incorporated in its vision itself;

*“To become a center of excellence in the creation and dissemination of knowledge for sustainable development”.*

The University has successfully completed a multitude of activities in keeping with the Sustainable Development goals and is constantly working as an institution with clearly defined future plans. In order to actualize these targets and for the convenience of close monitoring, the proposed activities mentioned herewith are incorporated in the Action Plan 2020 and Corporate Plan 2020-2024 of the University.

## 9.2. Good Health



The University has its own established Health Center complex and it was renovated during year 2019 with several extensions to maintain an efficient and friendly health service for the university community.

Further, following actions have been proposed in keeping with "Good Health and Well-being" under sustainable development goals and are expected to be carried out for the next 5 years.

- Establish a new ETU (Emergency Treatment Unit) and its maintenance
- Renovate and expand the Day treatment Unit
- Improve Dental Care Facilities and services
- Enhance Pharmacy and Laboratory facilities
- Enhance Ayurveda medical care facilities & Services
- Commence Counselling services and Awareness programs for students and staff.

## 9.3. Quality Education



One of the main goals of the University of Kelaniya in Keeping with its vision and mission, is *"To create a high quality and flexible teaching and learning environment"*.

Almost all the academic programs and academic activities of the university are aligned to meet this goal. Following Strategies are currently used to actualize these goals and these are incorporated to the 5-year corporate plan to ensure their smooth operation.

1. Introduce and conduct innovative, quality and attractive study programs
2. Revise the existing curricula to meet national and international needs
3. Encourage lifelong learning in order to enable students and graduates to realize their full potential

4. Provide more opportunities for the development of students' soft skills
5. Provide opportunities for students to get practical experience in appropriate industry, where applicable
6. Conduct an annual, comprehensive assessment of the quality of teaching in each faculty and convey the results to staff
7. Provide students with more opportunities to participate in sports, clubs and societies, together with opportunities for leadership and formal recognition of their extra curricula activities
8. Develop a research culture in the University by increasing the number of research projects and allocate at least 10% from the University capital budget as research grants
9. Recognize and reward academic staff engaged in outstanding research of international standard.
10. Make the university's research findings available to the wider community

Further to the directive taken at the overall quality education, following activities are being carried out to develop knowledge and awareness on sustainable development concept among students and other stakeholders of the University.

- Environmental Sustainability extension project themed 'I go Green': To give the awareness and hands on experience on solid waste management, hydroponics (soilless culture of plants), and use of sunlight in agriculture, dengue mosquito control and disease prevention to the children of the academic and nonacademic staff, university of Kelaniya.
- Sustainability Leadership Program for Undergraduates conducted faculty wise.
- Introduction of courses on sustainability to undergraduate programs
- Training programs on sustainability to students
- Awareness programs for University staff
- Community programs as USR projects



## 9.4. Gender Equality



The University of Kelaniya has established Center for Gender Studies aimed to provide a focus for research, teaching and consciousness raising on gender within the university and in the community.

Following activities are being carried out to ensure 'Gender Equality'; these ongoing activities are incorporated into the 5-year Cooperate plan.

- Orientation & Stage play programs for new entrants
- Gender Mainstreaming for students of University of Kelaniya via an outdoor camping activity
- A symposium for gender studies in collaboration with the UGC
- Academic/Non-academic (medical/computing/humanities/Social Sciences) Awareness programs on Gender equity/ equality
- Prevention on cyber violence in girl-child school program
- Curriculum Development in Gender Studies

## 9.5. Clean Water and Sanitation



The Center for Sustainability Solutions (CSS) established in the University of Kelaniya and the landscape division of the university are in collaboration carrying out a multitude of activities aimed at providing clean water and also to preserve and utilize the existing water resources to the optimum capacity.

The following activities are initiated and are expected to be continued in the future. Introduction of a sprinkler system to irrigate lawns.

- Constructions of storm water retention areas
- Treated sewage water recycling program
- The use of water efficient appliances (Water tap, toilet flush etc.)

## 9.6. Affordable and Clean Energy



The CSS and the Works Division of the university have taken action to provide affordable and clean energy in the university community as follows.

- Propose energy target for each hostel E.g.- 5% reduction of energy consumption within year 2020
- Use of solar energy for boilers – senior common room and student canteens
- Installation of solar power charger stations for laptops and mobiles within university premises.

## 9.7. Responsible Consumption and Production



University has taken several policy decisions and is carrying out a series of activities led by the Center for Sustainability Solutions (CSS) which could be listed as follows.

- Say “No” to Polythene: Banning polythene usage in the university and introducing a reusable bag as an alternative
- Training Session for foreign students on waste segregation, 3-R concept and compost production
- Streamlining paper waste management of University of Kelaniya
- Streamlining solid waste Management Program
- Paper recycling project
- Increasing use of IT and electronic communication

## 9.8. Climate Action



University of Kelaniya is taking several measures to address the 'Climate Action' defined in 'Sustainable Development Goals' and several activities are carried out led by the CSS. It is expected to continue these programs, listed below, for the next 5 years.

- Increase of total area on campus covered in planted vegetation by 10%, Green walls
- Extension to plant nursery
- Habitat enrichment for wildlife (Dalugama and Ragama premises)

## 9.9. Life on Land



CSS (Centre for Sustainability Solutions) has carried out “Distribution of saplings to the community to commemorate the World Environment Day, 05th June 2018” to improve the "Life on Land" and it is expected that their activities will in the long term have a positive effect on Climate action, goal 13 mentioned above. Further, measures are taken to reduce soil erosion within the university premises in order to preserve the lively habitat.

## 9.10. Partnerships for the Goals



University of Kelaniya is also making 'Partnerships' to achieve sustainable development goals. Recently, an MOU was signed between the Department of Forestry and the University of Kelaniya to develop and manage 150 ha of forest in an area identified in Karuwalagaswewa in the Puttalam District. This activity is coordinated by the Center for Sustainable Solutions. It is also planned to conduct a ‘round table forums’ for greening of universities.

---

PART TWO

**FINANCIAL INFORMATION & AUDIT  
INFORMATION**

---

## 10. Financial Information

This section reveals the financial information and the final accounts report of the University for the year 2019.



## 10.1. Financial Statements

1

## UNIVERSITY OF KELANIYA

## STATEMENT OF FINANCIAL PERFORMANCE FOR THE YEAR ENDED 31ST DECEMBER 2019

<u>REVENUE</u>	Note	2019	2018
		Rs.	Rs.
Government Grants - Recurrent Expenditure	2	3,775,000,000	3,030,000,000
Government Grants -Capital Expenditure		32,805,036	95,959,833
Internal Income	3	1,665,273,405	1,497,728,006
Amortization of Government Grants & Donation/Revaluation Reserve		768,811,881	523,626,209
Grants - Mahapola		117,816,450	251,662,000
Grants - Bursary		61,371,100	36,224,900
<b>TOTAL REVENUE</b>		<b>6,421,077,872</b>	<b>5,435,200,948</b>
<u>EXPENSES</u>			
Personal Emoluments	4	(3,489,497,380)	(2,692,109,737)
Travelling Expenses	5	(8,006,006)	(5,388,708)
Supplies	6	(107,636,756)	(93,990,579)
Maintenance Expenses	7	(24,592,110)	(37,919,479)
Contractual Services	8	(454,086,529)	(417,849,395)
Other Recurrent Expenses	9	(152,615,353)	(209,762,459)
Provision for Gratuity		(132,856,976)	(44,852,387)
Expenditure on Fee - levying Courses/Special services		(225,810,014)	(208,471,736)
Expenditure on Development fund	10	(302,532,626)	(173,875,114)
Rehabilitation & Improvement Expenses		(32,805,036)	(95,959,833)
Loss on disposal of fixed assets		(365,000)	-
Depreciation		(610,220,892)	(546,614,209)
Amortization of Intangible Assets		(10,368,215)	(6,526,063)
Expenses - Bursary		(61,371,100)	(36,224,900)
Expenses- Mahapola		(117,816,450)	(251,662,000)
<b>TOTAL EXPENSES</b>		<b>(5,730,580,444)</b>	<b>(4,821,206,598)</b>
<b>SURPLUS/(DEFICIT) FOR THE YEAR</b>		<b>690,497,428</b>	<b>613,994,350</b>

**UNIVERSITY OF KELANIYA**  
**STATEMENT OF FINANCIAL POSITION AS AT 31ST DECEMBER 2019**

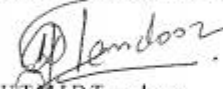
Note	As at 31st December 2019	As at 31st December 2018
	Rs.	Rs.
<b>ASSETS</b>		
<b>NON-CURRENT ASSETS</b>		
Property Plant & Equipment	11,360,550,957	10,504,254,299
Library Books & Cloaks	37,734,789	49,226,155
Capital Work in Progress	1,482,068,586	1,545,387,842
Intangible Assets	29,074,292	39,415,007
Financial Assets	3,725,353,831	3,625,644,543
	<b>16,634,782,455</b>	<b>15,763,927,846</b>
<b>CURRENT ASSETS</b>		
Inventories	41,238,457	30,930,694
Sundry Debtors & Receivables	329,290,191	257,872,853
<b>Current Financial Asset</b>		
Advances to Staff	1,147,147	1,649,437
Advances & Prepayments	171,576,970	190,414,629
Cash & Cash Equivalents	157,782,065	254,964,378
	<b>701,034,830</b>	<b>735,831,991</b>
<b>TOTAL ASSETS</b>	<b>17,335,817,285</b>	<b>16,499,759,836</b>
<b>EQUITY AND LIABILITIES</b>		
<b>EQUITY</b>		
Capital Grants Spent	5,479,252,287	5,510,729,329
Capital Grants Unspent	131,464,984	243,898,936
Cabinet Approved Building Project Fund	17,272,548	234,115,705
Revaluation Surplus	7,517,362,872	6,857,144,861
Retained Earning	307,461,794	510,361,655
	<b>13,452,814,485</b>	<b>13,356,250,486</b>
<b>RESERVES &amp; RESTRICTED FUNDS</b>		
Internal Restricted Fund	1,108,541,084	936,122,217
Endowment Funds	20,222,773	18,137,447
Research Grants	133,161,640	127,076,403
Income Received in Advance	1,000,248,086	966,925,078
	<b>2,262,173,583</b>	<b>2,048,261,145</b>



**UNIVERSITY OF KELANIYA**  
**STATEMENT OF FINANCIAL POSITION AS AT 31ST DECEMBER 2019**

	Note	As at 31st December 2019 Rs.	As at 31st December 2018 Rs.
<b><u>NON CURRENT LIABILITIES</u></b>			
Provision for Retiring Gratuity	28	1,267,115,037	500,778,893
		<b>1,267,115,037</b>	<b>500,778,893</b>
<b><u>CURRENT LIABILITIES</u></b>			
Deposite Refundable	29	154,551,491	147,772,516
Accrued Expenses & Other Payables	30	199,162,690	446,696,798
		<b>353,714,180</b>	<b>594,469,314</b>
<b>TOTAL EQUITY AND LIABILITIES</b>		<b>17,335,817,285</b>	<b>16,499,759,836</b>

These Financial statements have been prepared & presented in compliance with Public Sector Accounting Standards issued by the Institute of Chartered Accountants of Sri Lanka.

  
U.M.D. Tennakoon  
Bursar

The Council Members are responsible for the preparation & presentation of these Financial Statements.

Signed for and on behalf of the Council.

  
Prof. D.M. Semasinge  
Vice-Chancellor

  
Prof. L. Senevirathna  
Council Member

  
Prof. Ariyaratna Jayamaha  
Council Member

Kelaniya.  
February 28th 2020

UNIVERSITY OF KELANIYA

STATEMENT OF CHANGES IN EQUITY FOR THE YEAR ENDED 31<sup>st</sup> DECEMBER 2019

	Capital Grants Spent	Capital Grants Unspent	Building Projects Cabinet Approved	Revaluation Surplus	Retained Earnings	Reserves & Restricted Funds	Total
	Rs.	Rs.	Rs.	Rs.	Rs.	Rs.	Rs.
Balance as at 01 <sup>st</sup> January 2018	4,950,437,607	440,426,491	249,685,162	1,121,260,134	17,225,116	1,981,378,241	8,760,412,751
Surplus / (Deficit) for the Period					613,994,350		613,994,350
Transfers / Net Movements	560,291,722	(196,527,555)	(40,569,456)	5,735,884,727	(10,126,821)	(38,848,086)	6,010,104,531
Funds Transfer to MBBS Grant					(21,184,571)	21,184,571	
Funds Transfers			25,000,000		50,000,000	(75,000,000)	
Funds Transfers from Fee-levying courses					(142,264,489)	142,264,489	
Fund Transfers to Library Funds					(17,281,930)	17,281,930	
Prior Year Adjustment for Building Rent					20,000,000		20,000,000
<b>Balance as at 31<sup>st</sup> December 2018</b>	<b>5,510,729,329</b>	<b>243,898,936</b>	<b>234,115,706</b>	<b>6,857,144,861</b>	<b>510,361,655</b>	<b>2,048,261,145</b>	<b>15,404,511,632</b>

	Capital Grants Spent	Capital Grants Unspent	Building Projects Cabinet Approved	Revaluation Surplus	Retained Earnings	Reserves & Restricted Funds	Total
	Rs.	Rs.	Rs.	Rs.	Rs.	Rs.	Rs.
Balance as at 01 <sup>st</sup> January 2019	5,510,729,329	243,898,936	234,115,706	6,857,144,861	510,361,655	2,048,261,145	15,404,511,632
Surplus / (Deficit) for the Year					690,497,428		690,497,428
Transfers / Net movements	(31,477,042.00)	(112,433,952)	(216,843,158)	660,218,011	219,693	6,781,084	306,464,636
Funds Transfer to MBBS Grant					(37,725,892)	37,725,892	
Funds Transfers from Academic Research					16,533,410	(16,533,410)	
Funds Transfers from Fee-levying courses					(120,470,706)	120,470,706	
Funds Transfers from CDCE					(56,317,963)	56,317,963	
Fund Transfers to Library Funds					(9,150,204)	9,150,204	
Actuarial (Gain)/Loss on PV-DBO					(686,485,628)		
<b>Balance as at 31<sup>st</sup> December 2019</b>	<b>5,479,252,287</b>	<b>131,464,984</b>	<b>17,272,548</b>	<b>7,517,362,872</b>	<b>307,461,794</b>	<b>2,262,173,583</b>	<b>16,401,473,697</b>

**UNIVERSITY OF KELANIYA**  
**CASH FLOW STATEMENT FOR THE YEAR ENDING 31ST DECEMBER 2019**

Note	As at 31st December 2019	As at 31st December 2018
<b>CASH FLOWS FROM OPERATING ACTIVITIES</b>	<b>Rs.</b>	<b>Rs.</b>
Surplus/(Deficit) from Operating activities	690,497,428	613,994,350
<b>Adjustments</b>		
Depreciation	610,220,892	546,614,209
Intrest From Investments	(430,928,787)	(323,056,243)
Provision For Gratuity	132,856,976	44,852,387
Amortization of Government Grants & Donations	(768,811,881)	(523,626,209)
Amortization of Intangible Assets	10,368,215	6,526,063
Loss on Disposals of Fixed Assets	365,000	-
Government Grant-Rehabilitation Maintenance	(32,805,036)	-
Income Contributed to Unversity Funds/Non Monitory Adjustment	(223,664,765)	(4,674)
<b>Net Cash Flow From Operating Activities before Working Capital Changes</b>	<b>(11,901,956)</b>	<b>365,299,883</b>
(Increase)/Decrease in Inventories	(10,307,763)	9,442,048
(Increase)/Decrease in Sundry Debtors & Receivables	194,028,995	(189,063,229)
(Increase)/Decrease in Loan & Advances to the Staff	4,883,973	-
(Increase)/Decrease in Advances & Pre Payments	18,837,659	147,027,902
(Increase)/Decrease in Prepayments & Deposits	-	1,353,877
(Increase)/Decrease in Accrued & Other Payble Expenses	(247,534,108)	260,367,831
(Increase)/Decrease in Deposits Refundable	6,778,975	20,764,968
<b>Net Cash Flow From Operating Activities After Working Capital Changes</b>	<b>(45,214,227)</b>	<b>615,193,280</b>
Gratuity Payment	(53,006,460)	(39,480,908)
<b>Net Cash Flow From Operating Activities</b>	<b>(98,220,687)</b>	<b>575,712,372</b>
<b>CASH FLOWS FROM INVESTING ACTIVITIES</b>		
Purchase of Property,Plant and Equipment	(280,348,029)	(409,787,930)
Sale Proceeds on Property,Plant and Equipment	955,000	-
Intrest From Investments	165,482,453	323,056,243
Capital Work in Progress	(293,621,454)	(619,103,880)
Intangible Assets	(27,500)	(25,237,894)
Investments	(104,090,971)	(584,087,275)
Restricted Funds and Grants	(5,713,134)	74,084,623
<b>Net Cash Flow From Investing Activities</b>	<b>(517,363,634)</b>	<b>(1,241,076,113)</b>

University of Kelaniya- Financial Statements 2019

	Note	As at 31st December 2019	As at 31st December 2018
		Rs.	Rs.
<b>CASH FLOWS FROM FINANCING ACTIVITIES</b>			
Government Grant- Capital		443,500,000	649,040,167
Other Special Grants-Capital		-	50,000,000
Utilizing of External Funds		74,902,010	36,281,622
<b>Net Cash Flow From Financing Activities</b>		<b>518,402,010</b>	<b>735,321,789</b>
Net Increase/ (Decrease) in Cash and Cash Equivalents		(97,182,313)	69,958,049
Cash and Cash Equivalents at the beginning of the year	20	254,964,378	185,006,329
<b>Cash and Cash Equivalents at the end of the year</b>	<b>20</b>	<b>157,782,065</b>	<b>254,964,378</b>

## UNIVERSITY OF KELANIYA

### SUMMARY OF SIGNIFICANT ACCOUNT POLICIES TO THE FINANCIAL STATEMENTS – 2019

#### 1. Corporate Information

##### 1.1 Reporting Entity

University of Kelaniya has been incorporated under the Universities Act No. 16 of 1978, and situated at Dalugama, Kelaniya, Sir Lanka. The University is functioned under the Ministry of Higher Education, Technology and Innovations. Before 27<sup>th</sup> November 2019 the University was under the purview of the Ministry of City Planning, Water Supply and Higher Education.

##### 1.2 Nature of Operations and Principal Activities of the University

This is a national University mainly operates on government's funds.

The University consists of Seven Faculties namely Faculty of Commerce and Management Studies, Faculty of Humanities, Faculty of Social Sciences, Faculty of Science, Faculty of Medicine, Faculty of Computing & Technology and Faculty of Graduate Studies .

The Vision of it's is to become a Centre of excellence in creation and dissemination of knowledge for sustainable development. Main activities of the University are teaching, learning and promoting the research.

The Goals of the University are as follows:

- (i) To create a high quality and flexible teaching and learning environment.
- (ii) To develop the highest quality faculty and staff to attain the strategic goals of the University.
- (iii) To create a multi-disciplinary research culture of global standing.
- (iv) To improve the image of the university by widening the range of economic and social engagements.
- (v) To develop an excellent system of governance through efficient and effective administration and financial management.

##### 1.3 Date of authorization of Financial Statements

The Financial Statements were authorized to issue by the Council Members on 28.02.2020.

#### **1.4 Responsibility for Financial Statements**

The Management is responsible for the preparation and fair presentation of the financial statements in accordance with Sri Lanka Public Sector Accounting Standards and for such internal control as the management determines is necessary to enable the preparation of financial statements that are free from material misstatements, whether due to fraud or error.

Components of Financial Statements are as follows:

- (i) Statement of financial position
- (ii) Statement of financial performance
- (iii) Statement of changes in net assets/equity
- (iv) Cash flow statement
- (v) Statement of comparison of Budget and Actual amount
- (vi) Notes, comprising a summary of significant accounting policies and other explanatory notes

#### **1.5 Reporting period**

The financial period of the University represents a twelve month period from 1<sup>st</sup> January 2019 to 31<sup>st</sup> December 2019.

### **2. Basis of Preparation**

#### **2.1 Statement of Compliance**

The Financial Statements comprise the Statement of Financial Position, Statement of Financial Performance, Statements of Changes in Net Assets / Equity, Cash Flow Statement and Notes to the Financial Statements. These statements have been prepared in accordance with the Sri Lanka Public Sector Accounting Standards (SLPSAS) Volume I, II & III issued by the Institute of Chartered Accountants of Sri Lanka and adopted by the University Grants Commission by its Financial Circular Letter No. 2/2018. The accounting policies adopted are consistent with those used in the previous financial year. However Sri Lanka Accounting Standards (LKAS) also have been used in the areas where no Public Sector Accounting Standards are available.

**2.2 Basis of Measurement**

The Financial Statements have been prepared on the historical cost basis and apply consistently. No adjustments have been made for inflationary factors affecting to the Financial Statements except for the property, plant and equipment measured at fair value and retirement benefit obligations measured based on actuarial valuation method. The specific policies are explained in the succeeding notes.

**2.3 Going Concern**

Financial Statements have been prepared on the assumption that University is a going concern. The Council has made an assessment of the University's ability to continue as a going concern in the foreseeable future. Furthermore, the Council is not aware of any material uncertainties that may cast significant doubt upon the University's ability to continue as a going concern and they do not intend either to liquidate or to cease operations of the University. Therefore, the financial statements continue to be prepared on the going concern basis.

**2.4 Accrual basis of Accounting**

The Financial Statements, except for information on Statement of Cash Flows have been prepared following the accrual basis of accounting.

**2.5 Functional and Presentation currency**

The financial statements are presented in Sri Lankan Rupees (LKR), which is the University's functional and presentation currency.

**2.6 Materiality and Aggregation**

Each material class of similar items have been presented separately in the financial statements. Items of dissimilar nature or function have presented separately unless they are immaterial.

**2.7 Comparative Information**

Comparative information including quantitative, narrative and descriptive information as relevant is disclosed in respect of previous Financial Statements. The presentation and classification of the Financial Statements of the previous year are amended, where relevant for better presentation and to be comparable with those of the current year.

**2.8 Rounding**

All financial information presented in Sri Lankan Rupees has been rounded to the nearest rupee except when otherwise indicated as permitted by the Sri Lanka Public Sector Accounting Standards.

**2.9 Offsetting**

Assets and Liabilities or income and expenses, are not offset unless required or permitted by Sri Lanka Public Sector Accounting Standards.

**2.10 Events after the reporting period**

All material events after the reporting date has been considered and where appropriate adjustments or disclosures wherever necessary have been made in the Financial Statements.

**2.11 Transaction of foreign currencies and balances**

Foreign currency transactions are translated into the functional currency using the exchange rates prevailing at the dates of the transactions or valuation where item are re measured. Foreign exchange gains and losses resulting from the settlement of such transactions and from the translation at year end exchange rates of monetary assets and liabilities denominated in foreign currencies are recognized in the income statement.

**3. Summary of significant Accounting Policies**

**3.1 Assets and Basis of their Valuation.**

**3.1.1 Property, Plant & Equipment**

The University applies the requirement of SLPSAS 07 on 'Property, Plant & Equipment' in accounting for its owned assets which are held for and use in the provision of the services or for administration purpose and expected to be used for more than one year. Property, Plant & Equipment (PPE) includes Lands, Buildings & Improvements, Furniture & Equipment, Lab & Teaching Equipment, Motor Vehicles, Water & Electricity Supply Scheme, Library Books and Periodicals, Cloaks, Machinery and Other Assets.



**3.1.1.1 Basis of recognition**

Property, Plant and Equipment is recognized if it is probable that future economic benefit associated with the assets will flow to the University and cost of the asset can be reliably measured.

**3.1.1.2 Initial recognition**

Property, Plant & Equipment are initially recognized at cost including the cost of purchase with any incidental expenses incurred in bringing the assets to its working conditions, for its intend use, Subsequent to initial Recognition, and property plan and equipment are measured at cost less accumulated depreciation and accumulated impairment loss.

**3.1.1.3 Subsequent costs**

The cost of replacing component of an item of property, plant & equipment is recognized in the carrying amount of the item if it is probable that the future economic benefits embodied within the part will flow to the University and its cost can be measured reliable. The carrying amount of the replaced part is derecognized in accordance with the derecognition policy given below.

The costs of the repair and maintenance of property, plant & equipment are recognized in the Statement of Financial Performance as incurred.

**3.1.1.4 Derecognition**

The carrying amount of an item of property, plant & equipment is derecognized on disposal; or when no future economic benefits are expected from its use. Any gains and losses on derecognition are recognized (calculated as the difference between the net disposals proceeds and the carrying amount of the assets) in the Statement of Profit or Loss. Gains are not classified as revenue.

### 3.1.1.5 Depreciation

Depreciation is recognized in the statement of Financial Performance on the straight line basis on each component of an item of property, Plant and Equipment other than freehold land. Depreciation of an asset begins when it is available for use and ceases at the earlier of the date that the asset is classified as held for sale and the date that the asset is de-recognized.

The estimated useful lives for the current and comparative periods are as follows:

<u>Assets Category</u>	<u>Estimated useful life</u>
Buildings & Improvements	20 years
Furniture & Equipment	10 years
Lab & Teaching Equipment	5 years
Motor Vehicles	5 years
Water & Electricity Supply Scheme	10 years
Library Books & Periodicals	5 years
Cloaks	5 years
Machinery	5 years
Others Assets	5 years

The assets residual values and useful live are reviewed, and adjusted if appropriate, at the end of each reporting period, as assets carrying amount is written down immediately to its recoverable amount if the asset's carrying amount is greater than its estimated recoverable amount.

Gains and losses on disposals are determined by comparing the proceeds with the carrying amount and gain/(Loss) is recognized in the statements of comprehensive income.

### 3.1.1.6 Measurement after recognition

- **Cost Model**

After recognition all the Property Plant and equipment except the classes of Land are carried at its cost less accumulated depreciation. Lands are carried at its costs.

- **Revaluation Model**

After initial recognition below classes of Property Plant and equipment whose fair value can be measured reliably has been carried at revalued amounts, which is fair value at the date of revaluation less any subsequent accumulated depreciation and subsequent accumulated impairment losses.

Carrying value of property, plant & equipment and intangible assets are reviewed at each reporting date to determine whether there is any indication of impairment if any such indications exists, then the assets recoverable amount is estimated. An impairment loss is recognized if the carrying amount of an asset exceeds its recoverable amount. Impairment losses are recognized in the statement of financial performances.

- **Details of Revaluation of assets are as follows:**

Assets	Date of revaluation	Revalued by	Net book value of assets	Revalued amount of assets	Revaluation surplus
Lands	31.12.2018	Department of Valuation	1,054,294,812	4,204,580,000	3,150,285,188
Lands	01.01.2019	-do-	-	700,210,000	700,210,000
Buildings	31.12.2018	-do-	2,888,476,733	5,375,839,000	2,487,362,267
Buildings	01.01.2019	-do-	-	118,599,000	118,599,000
Clocks	31.12.2018	-do-	884,446	12,020,320	11,135,874
Motor Vehicles	01.01.2018	-do-	27,838,603	114,940,000	87,101,397
<b>Total</b>					<b>6,554,693,726.00</b>
<b>Amortization 2019</b>					<b>(135,602,989.00)</b>
<b>Revaluation amount 2019/2018</b>					<b>6,419,090,737.00</b>
<b>Revaluation surplus Balance as at 01.01.2018</b>					<b>1,121,260,134.26</b>
<b>Revaluation surplus Balance as at 31.12.2019</b>					<b>7,540,350,871.26</b>

Revaluation surplus may be transferred to the general reserve proportionately as the assets are used by the university. In such a case, the amount of the surplus transferred would be the difference between depreciation based on the assets' original cost.

**3.1.2 Investments**

Investments represent investment in fixed deposits and savings accounts. These investments have been accounted in compliance with SLFRS 09. The investment in fixed deposits and savings accounts have been classified at amortized cost as per SLFRS 09. They are initially measured at fair value and subsequently measured at fair value less amortized cost by using effective interest rate as required by SLFRS 09.

**3.1.3 Staff Loans**

The staff loans includes distress loan, computer loan, publication loan, vehicle loan and other staff loans. The staff loans have been classified as financial assets at amortized cost as per SLFRS 09. Impairment loss in any staff loan have been recognized on expected lost method as stipulated in SLFRS 09.

**3.1.4 Capital work-in-progress**

Capital expenses incurred on PPE which are not completed as at the reporting date are shown as Capital Work – in – Progress and cost incurred on Capital Work – in – progress is transferred to Property, Plant and Equipment when it is available for use.

**3.1.5 Intangible assets**

Computer software and online journals have been recognized as intangible assets when it is probable that future economic benefits that are attributable to the assets will flow the enterprise and the cost of the asset can be measured reliably. Intangible assets acquired are stated at cost less accumulated amortization and accumulated impairment losses. These cost are amortized over a period of 5 years.

**3.1.6 Current assets**

Current Assets classified in Statement of Financial Position are those which are expected to be realized in, or consumption in, in the University's normal operating cycle, expected to be realized within twelve months after the reporting date or cash or a cash equivalent.

**3.1.7 Inventories**

Inventories are stated at cost and determined on First in First out (FIFO) basis. Inventories mainly comprise of stationaries and spare parts. Inventories are for consumption and not for resale.

**3.1.8 Cash & cash equivalents**

Cash and cash equivalents are defined as cash in hand, demand deposits and short term highly liquid investments readily convertible to known amounts of cash and subject to insignificant risk of change in value. For the purpose of cash flow statement, cash & cash equivalent includes cash in hand and deposits in banks. Investments with short term maturity of six months or less from the date of acquisition are also treated as cash equivalents. The cash flow statement is prepared based on the indirect method.

**3.2 Accounting for government grants for capital expenditure****3.2.1 Recurrent grant**

Recurrent grants are recognized in the Statement of Financial Performance on cash basis. Cost of rehabilitation of PPE and capital grants for construction and new work are recognized either as work in progress or Capital Assets where necessary.

**3.2.2 Contribution to capital outlay from outside grants**

The value of Property Plant & Equipment purchased out of generated funds & various project funds were shown as "Contribution to Capital Outlay from outside Grants".

**3.2.3 Capital grants**

Government Grants for the Capital expenditure has presented in the Financial Statements in accordance with the LKAS 20 due to the absence of SLPSAS. According to the LKAS 20 Capital Grants has been recognized as deferred income in the statement of financial position and amortized over the useful life of the asset.

**3.2.4 Internally restricted funds**

Internally restricted funds include funds committed for specific purpose. Faculty Development funds represent the cumulative position of Faculties/Departments Funds with net unspent balances at the year end.

**3.2.5 Endowment Fund**

Endowment funds include restricted donations received by the University and investment returns generated from endowment funds are used in accordance with the various purpose established by the donors.

**3.3. Employee benefits****Defined contribution plans**

Employees are eligible for University Provident Fund (UPF) Contributions, Employees' Trust Fund (ETF), University pension fund, Contributions is in line with the respective statues and regulations. The University of Kelaniya pays fixed contributions on basic emoluments plus cost of Living allowances, academic allowances and monthly compensation allowances of employees to the University Provident Fund and Employees' Trust Fund, University pension fund and will have no legal or constructive obligation to pay further amounts. This obligation fall within the scope of the defined contribution plan SLPSA 19 on employment benefit. Obligation for contribution to define contribution plan are recognized in profit or loss as the related service is provided.

**Defined benefits plans**

Defined benefit plans are post-employment plans other than defined contribution plans. The University of Kelaniya is liable to pay gratuity in terms of the Payment of Gratuity Act No. 12 of 1983.

**3.4 Liabilities and provisions****Current Liabilities**

Current Liabilities are stated at their book value.

**Provisions**

Provisions are recognized when the University has present obligations (legal and constructive) as a result of a past event, where it is probable that an outflow of resources embodying economic benefits will be required to settle the obligation and a reliable estimate can be made of the amount of the obligation.

### 3.4.1 Define benefit obligations

In accordance with the Gratuity Act No. 12 of 1983, a liability arises for a defined benefit obligation to employees. Such defined benefit obligation is a post-employment benefit obligation falling within the scope of Sri Lanka Public Sector Accounting SLPSA 19 Employee Benefit. The liability recognized in the Statement of Financial Position is the present value of the defined benefit obligation at the reporting date. The calculation is performed annually by a qualified actuary using the projected unit method (PUC). Re-measurement of the defined benefit liability, which comprises actuarial gains and losses are recognized immediately in the statement of financial performances. The University recognizes the increase in defined benefit liability attribute to the services provided by employees during the year (current service cost) in profit or loss together with interest expenses. The discount rate has been derived considering the yield of government bonds.

#### Accounting Estimate

The actuarial valuation involves making assumptions about discount rates, expected rates of return on assets, future salary increase and mortality rates, due to the long term nature of the obligation, such estimates are subject to significant uncertainty.

### 3.4.2 Contingent liabilities and contingent assets

A contingent liability is a possible obligation that arises from past events whose existence will be continued by the occurrence or non-occurrence of one or more uncertain future events beyond the control of the programme or a present obligation that is not recognized because it is not probable that an outflow of resources will be required to settle the obligation.

A contingent liability also arises in extremely rare cases where there is a liability that cannot be measured reliably. The University does not recognize a contingent liability but disclose its existence in the financial statement.

A contingent asset is a possible asset that arises from past events whose existence will be confirmed by the occurrence or non-occurrence of one or more uncertain future events beyond the control of the University. The University does not recognize contingent asset but discloses its existence where inflow of economic benefits are probable but not virtually certain.

**3.4.3 Revenue recognition**

**3.4.3.1 Income from fee levying courses**

Income from fee levying courses and other activities are recognized on accrual basis over the period of course and degrees.

**3.4.3.2 Finance Income**

Interest income is recognized on accruing basis using effective interest rate method according to SLFRS 09 due to the absence of SLPSAS.

**3.4.4 Expenditure Recognition**

Expenses incurred in carrying out all activities of the University are recognized on an accrual and charged to the statement of Financial Performance.

**3.4.5 Statement of cash flows**

The cash flow statement has been prepared by the using the indirect Method in accordance with the SLPSAS 2 whereby gross cash receipts and gross cash payments of operating activities, finance activities and investing activities have been recognized. Cash and cash equivalents comprise short term, highly liquid investments that are readily convertible to known amounts of cash and are subject to an insignificant risk of changes in value.



Notes to the Financial Statements as at 31<sup>st</sup> December 2019**Government Grants for Recurrent Expenditure**

Note 2

Description	As at 31.12.2019 (Rs.)	As at 31.12.2018 (Rs.)
Personal Emoluments	3,377,000,000	2,694,000,000
Other Recurrent	398,000,000	336,000,000
<b>Total</b>	<b>3,775,000,000</b>	<b>3,030,000,000</b>

**Internal Income**

Note 3

Description	Sub Schedule No.	As at 31.12.2019 (Rs.)	As at 31.12.2018 (Rs.)
Tuition and other fees	3-1	80,383,048	54,562,140
Interest Income	3-2	436,762,392	328,670,791
Other Internal Income	3-3	98,862,406	100,260,813
Income from External Examination	3-4	400,431,610	489,616,601
Income from Fee - levying Courses/Special services		346,280,720	350,736,225
Transfer from Development fund		302,532,626	173,875,114
University Contribution Seminar fees		20,603	6,323
<b>Total</b>		<b>1,665,273,405</b>	<b>1,497,728,006</b>

**Tuition and Other Fees**

Note 3-1

Description	As at 31.12.2019 (Rs.)	As at 31.12.2018 (Rs.)
Registration Fees (Undergraduate - Local)	10,141,491	7,418,750
Registration Fees (Post graduate)	2,545,000	2,325,750
Tuition Fees (Undergraduate)	546,517	2,295,538
Tuition fees (Undergraduate - Foreign)	44,383,403	24,923,025
Tuition Fees (Post graduate)	17,192,974	12,999,904
Examination Fees (Undergraduate)	5,460,894	4,569,252
Examination Fees (Post graduate)	112,770	29,920
<b>Total</b>	<b>80,383,048</b>	<b>54,562,139</b>

**Interest Income**

Note 3-2

Description	As at 31.12.2019 (Rs.)	As at 31.12.2018 (Rs.)
<b>Interest from Investments</b>		
Gross Interest	430,928,787	327,303,727
WHT	-	(4,247,483)
<b>Net Interest</b>	<b>430,928,787</b>	<b>323,056,243</b>
<b>Interest from Loans</b>		
	5,833,606	5,614,547
	<b>5,833,606</b>	<b>5,614,547</b>
<b>Total Interest Income</b>	<b>436,762,392</b>	<b>328,670,791</b>

University of Kelaniya- Financial Statements 2019

**Other Internal Income**

Note 3-3

Description	Sub Schedule No.	As at 31.12.2019 (Rs.)	As at 31.12.2018 (Rs.)
Rent from Properties		3,161,313	36,277,929
Sale of Old Stores		332,405	427,880
Sale of Produce		174,079	52,365
Sale of Publications		301,690	106,200
Library Fines		936,507	386,115
Medical fees		14,750	7,900
Ancillary Activities - Hostels		2,775,053	6,654,431
Miscellaneous Income	(3-3)-1	91,166,609	56,347,994
<b>Total</b>		<b>98,862,406</b>	<b>100,260,813</b>

**Miscellaneous Income**

Note 3-3-1

Description	As at 31.12.2019 (Rs.)	As at 31.12.2018 (Rs.)
Certificate Fees	1,976,820	1,926,880
Fines for Cloaks	53,350	49,675
Photo Copying Charges	368	-
Cloaks Hiring	401,500	409,150
Hire of Vehicles	16,720	47,580
Registration Fees from Suppliers	355,700	314,400
Convocation Fee	18,896,000	19,629,000
Postgraduate Library Income	120,000	115,000
Application & Other Fee	8,411,166	7,008,377
Provident Fund Charges	2,589,539	3,867,235
Library cards & Identity Cards	90,550	110,275
Dental Clinic Charges	34,800	15,700
Other miscellaneous Income	58,220,096	22,854,723
<b>Total</b>	<b>91,166,609</b>	<b>56,347,995</b>

**Income from External Examinations**

Note 3-4

Description	As at 31.12.2019 (Rs.)	As at 31.12.2018 (Rs.)
Registration fees	40,521,500	83,152,600
Examination fees	20,514,100	143,965,200
Syllabus fees	2,250	3,000
Past papers fees	-	320
Certificate fees	508,160	1,741,790
Postage fees	87,200	197,140
Convocation income	14,902,000	10,933,890
Seminar income	22,390,000	80,595,200
Other Course Income	300,804,120	168,902,211
Certificate Confirmation fees	78,380	44,000
ID Charges	84,700	61,100
Sundry income	12,000	20,150
Study Guide Fee	527,200	-
<b>Total</b>	<b>400,431,610</b>	<b>489,616,601</b>

University of Kelaniya- Financial Statements 2019

## Note 4

**Personal Emoluments****(a) Academic**

Description	As at 31.12.2019 (Rs.)	As at 31.12.2018 (Rs.)
Salaries & Wages	782,602,451	639,723,352
Provident Fund	182,801,402	140,831,911
Pension	88,401,878	64,645,606
E.T.F.	54,241,290	41,086,771
Acting Pay	129,593	-
Cost of Living Allowance	86,450,535	78,911,842
Academic Allowances	957,254,784	654,869,181
Special Allowance 20%	125,340,181	3,012,271
Research Allowance	213,579,644	145,684,969
Interim Allowance	-	1,354,767
Visiting Lecturers Fees	24,849,209	47,143,233
Other Allowances	23,643,915	110,205,398
<b>Total</b>	<b>2,539,294,882</b>	<b>1,927,469,302</b>

**(b) Non-Academic**

Description	As at 31.12.2019 (Rs.)	As at 31.12.2018 (Rs.)
Salaries & Wages	418,434,987	337,168,601
Provident Fund	62,236,670	49,268,540
Pension	37,868,661	27,806,711
E.T.F.	20,030,173	15,430,489
Acting Pay	605,795	930,906
Over Time	46,832,805	45,658,104
Holiday Payments	1,642,509	1,396,838
Cost of Living Allowance	84,191,317	75,746,669
Special Allowances 20%	78,902,340	53,489,095
Research allowance	10,610,914	5,690,015
Additional Monthly Allowance 20%	171,452,212	114,033,491
Interim Allowance	-	1,100
Other Allowances	17,394,112	38,019,876
<b>Total</b>	<b>950,202,497</b>	<b>764,640,435</b>

**Total (a)+(b)**

<b>3,489,497,380</b>	<b>2,692,109,737</b>
----------------------	----------------------

**Travelling Expenses**

Note 5

Description	As at 31.12.2019 (Rs.)	As at 31.12.2018 (Rs.)
Domestic	948,466	802,179
Foreign	7,057,541	4,586,529
<b>Total</b>	<b>8,006,006</b>	<b>5,388,708</b>

**Supplies**

Note 6

Description	As at 31.12.2019 (Rs.)	As at 31.12.2018 (Rs.)
Stationery & Office Requisites	49,267,016	37,634,962
Fuel & Lubricants	11,296,772	9,819,583
Uniform & Tailoring Charges	3,364,199	3,488,145
Mechanical & Electrical Goods	588,495	3,205,649
Chemical & Glassware	8,027,111	14,583,496
Medical Supplies	887,669	1,697,427
Other Supplies	34,205,493	23,561,316
<b>Total</b>	<b>107,636,756</b>	<b>93,990,579</b>

**Maintenance Expenses**

Note 7

Description	As at 31.12.2019 (Rs.)	As at 31.12.2018 (Rs.)
Vehicles	10,411,100	6,124,729
Plant, Machinery & Office Equipment	13,891,083	31,307,793
Building & Structures	180,727	133,288
Furniture	109,200	326,225
Other	-	27,445
<b>Total</b>	<b>24,592,110</b>	<b>37,919,479</b>

**Contractual Services**

Note 8

Description	As at 31.12.2019 (Rs.)	As at 31.12.2018 (Rs.)
Transport	53,230	23,168
Telecommunication	70,037,714	67,250,851
Postal Charges	5,758,910	4,181,976
Electricity	107,073,232	101,716,776
Security Services	55,916,340	49,256,592
Water	33,233,360	33,590,707
Cleaning Services	73,978,934	74,970,538
Rent & Hire Charges	41,310,806	11,765,026
Rates and taxes to local authorities	15,877,433	23,304,226
Printing, Advertising etc.	37,331,003	42,423,443
Sports Activities	-	3,125
Others	13,515,568	9,362,966
<b>Total</b>	<b>454,086,529</b>	<b>417,849,395</b>

University of Kelaniya- Financial Statements 2019

**Other recurrent**

Note 9

Description	As at 31.12.2019 (Rs.)	As at 31.12.2018 (Rs.)
Travel Grants to University Teachers	-	5,000
Special Services - Council & Committees	6,377,632	3,956,080
Special Services - Professional & Other Fee	95,380	154,650
Workshops, Seminars	7,665,498	6,731,432
Academic Research	2,059,216	4,073,330
Staff Development	1,548,941	2,760,287
Grants to other organization	1,447,261	64,951,940
Holiday, Warrants & Season Tickets	2,244,115	1,269,215
Entertainment Expenses	3,242,697	3,320,083
Bank Charges	257	1,868
Awards & Indemnities	250,092	177,500
Contribution & Membership Fee	3,597,472	1,888,797
Convocation	22,973,834	22,346,988
Examination	91,924,602	88,477,446
Others - Newspapers, Magazines etc.	2,347,771	2,446,890
Field Trips	6,693,439	7,068,073
Students Development Initiative	147,147	137,860
<b>Total</b>	<b>152,615,353</b>	<b>209,762,459</b>

**Expenditure on Development fund**

Note 10

Description	As at 31.12.2019 (Rs.)	As at 31.12.2018 (Rs.)
Personal Emoluments	49,355,292	56,585,088
Travelling Expenses	37,386,279	44,950,831
Supplies	20,085,157	13,772,503
Maintenance Expenses	31,492,590	7,558,336
Contractual Services	4,157,963	7,356,175
Other Recurrent	160,055,344	43,652,183
<b>Total</b>	<b>302,532,626</b>	<b>173,875,114</b>

University of Kelaniya- Financial Statements 2019

**UNIVERSITY OF KELANIYA**  
**PROPERTY, PLANT & EQUIPMENT**

Note 11

Description	Lands Rs.	Buildings & Improvements Rs.	Furniture & Equipments Rs.	Lab & Teaching Equipment Rs.	Motor Vehicles Rs.	Water & Electricity Supply Scheme Rs.	Machinery Rs.	Others Rs.	Total Rs.
Cost/Revalues Balance as At January 2019	4,204,580,000	5,375,839,000	1,847,722,350	431,406,210	114,940,000	61,235,634	43,537,929	327,173,252	12,406,434,375
Additions-Acquisition	-	83,705,950	143,722,571	9,670,351	-	9,696,430	928,137	21,636,792	269,360,231
Revaluation	700,210,000	118,599,000	-	-	-	-	-	-	818,809,000
Work in Progress capitalise during the year	-	356,940,710	-	-	-	-	-	-	356,940,710
Disposal	-	-	-	-	(1,650,000)	-	-	-	(1,650,000)
Balance as at 31 st December 2019	4,904,790,000	5,935,084,660	1,991,444,921	441,076,561	113,290,000	70,932,064	44,466,066	348,810,043	12,674,144,606
Accumulated Depreciation	-	-	1,221,686,062	347,569,029	22,988,000	47,690,433	41,722,120	220,524,435	1,902,180,079
Balance as at 1st January 2019	-	-	199,545,501	36,672,851	22,658,000	2,418,857	2,141,007	47,242,992	587,493,282
Depreciation For the Year	-	276,814,074	-	-	-	-	-	-	(330,000)
Depreciation For Assets Disposal	-	-	-	-	(330,000)	-	-	-	-
Balance as at 31 st December 2019	-	276,814,074	1,421,231,563	384,241,880	45,316,000	50,109,290	43,863,127	267,767,427	2,489,343,362
Net Carrying amount as at 31st December 2018	4,204,580,000	5,375,839,000	626,036,288	83,837,181	91,952,000	13,545,201	1,815,809	106,648,817	10,504,254,299
Net Carrying amount as at 31st December 2019	4,904,790,000	5,658,270,586	570,213,358	56,834,681	67,974,000	20,822,774	602,939	81,042,616	11,360,550,957

## Note:

Note: Cumulative depreciation for Others has re set as an error correction (Rs.23,287,785.05). The cost of Wireless Network System has included under Furniture & Equipments category. But mistakenly the depreciation charges of it had included in "Others" category.

**UNIVERSITY OF KELANIYA  
LIBRARY BOOKS & CLOAKS**

Note 12

Description	Library Books & Periodicals Rs	Cloaks Rs	Total Rs
Cost/Revalued Balance as at 1st January 2019	334,018,950	12,020,320	346,039,270
Addition	11,236,244	-	11,236,244
Disposals/Adjustment	-	-	-
<b>Balance as at 31st December 2019</b>	<b>345,255,194</b>	<b>12,020,320</b>	<b>357,275,514</b>
Accumulated Depreciation Balance as at 1st January 2019	296,813,115	-	296,813,115
Depreciation For the Year	20,323,546	2,404,064	22,727,610
Depreciation for Disposals	-	-	-
<b>Balance as at 31st December 2019</b>	<b>317,136,661</b>	<b>2,404,064</b>	<b>319,540,725</b>
Net Carrying amount as at 31st December 2018	37,205,835	12,020,320	49,226,155
<b>Net Carrying amount as at 31st December 2019</b>	<b>28,118,533</b>	<b>9,616,256</b>	<b>37,734,789</b>

**Note:**

The following donation is included under library books additions

Description	No. of Books	Values
Library Books	325	248,445

**UNIVERSITY OF KELANIYA**  
**CAPITAL WORK IN PROGRESS**

Note 13

Description	Six Storied Exam Building Rs	Science Faculty Building Rs	ICTC Building Rs	Multi Purpose Building- Faculty of Medicine Rs	Industrial Management Building Rs	Extension of Gymnasium Rs	3rd & 4th Floor for Technology Programme Rs	New Lecture Theatre Complex, Faculty of Science Rs	Master Plan and Preliminary Design for the Faculty of Computing and Technology Rs	Building for CKDU Information & Research Center Rs	Total Rs
Balance As at 1st January 2019	391,310,779	225,435,084	91,488,224	248,256,386	364,413,172	47,251,563	106,383,779	56,064,883	11,021,447	3,762,523	1,545,387,842
Addition During the Year	13,839,861	25,121,847	62,920,661	76,027,219	89,416,616	2,693,053	-	4,059,553	-	19,542,644	293,621,454
Amount Capitalized	-	(250,556,931)	-	-	-	-	(106,383,779)	-	-	-	(356,940,710)
Balance as at 31st December, 2019	405,150,641	-	154,408,885	324,283,605	453,829,789	49,944,617	-	60,124,436	11,021,447	23,305,167	1,482,068,586



**Intangible Assets**

Note 14

Description	As at 31.12.2019	As at 31.12.2018
Intangible Assets	52,333,632	52,306,132
Less: Amortization	(23,259,340)	(12,891,125)
	<b>29,074,292</b>	<b>39,415,007</b>

Description	Rs.
Cost/Revalued Balance as at 1st January 2019	52,306,132
Addition During the Year	27,500
<b>Balance as at 31st December 2019</b>	<b>52,333,632</b>
Accumulated Amortization Balance as at January 2019	12,891,125
Amortization for the year	10,368,215
<b>Balance as at 31st December 2019</b>	<b>23,259,340</b>
Net Carrying amount as at 31 st December 2018	39,415,007
<b>Net Carrying amount as at 31 st December 2019</b>	<b>29,074,292</b>

**Financial Assets**

Note 15

Description	As at 31.12.2019 (Rs.)	As at 31.12.2018 (Rs.)
Investment	3,584,422,024	3,480,331,053
Distress Loans	127,607,641	129,541,349
Staff Loans	220,830	333,370
Transport Loans	9,124,719	10,900,521
Computer Loans	3,795,025	4,294,025
Special Distress Loans	227,244	244,225
Provision for Impirement loss on staff loans	(43,652)	-
<b>Total</b>	<b>3,725,353,831</b>	<b>3,625,644,543</b>

**Inventories**

Note 16

Description	As at 31.12.2019 (Rs.)	As at 31.12.2018 (Rs.)
Stationary	29,353,064	20,460,454
Maintenance	17,338,389	10,064,911
Others	564,976	405,330
Provision for Non moving,slow moving & Obselef Stock	(6,017,971)	-
<b>Total</b>	<b>41,238,457</b>	<b>30,930,694</b>

**Sundry Debtors & Receivables**

Note 17

Description	As at 31.12.2019 (Rs.)	As at 31.12.2018 (Rs.)
Interest	294,913,135	29,466,802
Reimbursement from Treasury	-	199,433,388
Receivable from UGC	-	1,100,000
Mahapola Scholarship	1,717,450	14,226,100
Bursary	31,264,000	11,745,100
Others	895,606	1,901,463
Sundry Debtors	500,000	-
<b>Total</b>	<b>329,290,191</b>	<b>257,872,853</b>

University of Kelaniya- Financial Statements 2019

<b>Advances to Staff</b>		<b>Note 18</b>	
Description	As at 31.12.2019 (Rs.)	As at 31.12.2018 (Rs.)	
Festival Advances	822,753	803,363	
Salary Advances	235,701	768,031	
Special Advances	88,693	78,043	
<b>Total</b>	<b>1,147,147</b>	<b>1,649,437</b>	

<b>Advances &amp; Prepayments</b>		<b>Note 19</b>	
Description	Sub Schedule No:	As at 31.12.2019 (Rs.)	As at 31.12.2018 (Rs.)
Advances for Supplies & Services	19.01	165,953,353	178,088,230
Other Advances & Deposits	19.02	3,200,038	10,076,587
Prepayments	19.03	2,423,579	2,249,812
<b>Total</b>		<b>171,576,970</b>	<b>190,414,629</b>

<b>(a) Advances for Supplies &amp; Services</b>		<b>Note 19.01</b>	
Description		As at 31.12.2019 (Rs.)	As at 31.12.2018 (Rs.)
Research Advance		3,241,828	2,267,794
International Conference Advance		7,303,700	4,024,278
Miscellaneous Advance		12,666,744	8,689,094
Statutory Boards & Local Authorities		96,920	96,920
Capital Advance		142,644,162	163,010,143
<b>Total</b>		<b>165,953,353</b>	<b>178,088,230</b>

<b>(b) Other Advances &amp; Deposits</b>		<b>Note 19.02</b>	
Description		As at 31.12.2019 (Rs.)	As at 31.12.2018 (Rs.)
Fuel Deposit		535,000	510,000
External Research Advance		51,500	185,306
Department Development Fund Advance		378,104	378,104
Advance for Special Degree		-	450,000
Generated Fund Advance		227,540	208,913
Confucius Institute Advance		780,505	6,353,145
Advance for Research Centre-Social Sciences		500,000	600,000
Advance for Seeds Programme		218,000	922,500
Awareness Programme Advance		93,500	18,620
Advance for Gender Studies Programme		96,690	-
Research Centre Development Fund Advance		319,200	450,000
<b>Total</b>		<b>3,200,038</b>	<b>10,076,587</b>

<b>(c) Prepayments</b>		<b>Note 19.03</b>	
Description		As at 31.12.2019 (Rs.)	As at 31.12.2018 (Rs.)
Service Agreements		1,372,678	948,970
Vehicles License & Insurance		831,249	499,981
Others		219,652	800,861
<b>Total</b>		<b>2,423,579</b>	<b>2,249,812</b>
<b>Total (a)+(b)+(c)</b>		<b>171,576,970</b>	<b>190,414,629</b>

**Cash & Cash Equivalents**

Note 20

Description	Sub. Schedule No.	As at 31.12.2019 (Rs.)	As at 31.12.2018 (Rs.)
Petty Cash Imprest	20-1	1,000	-
Cash Balance	20-2	137,697,301	254,964,378
Cash Equivalents	20-3	20,083,763	-
<b>Total</b>		<b>157,782,065</b>	<b>254,964,378</b>

**Sub Schedule 20-1**

Description	As at 31.12.2019 (Rs.)	As at 31.12.2018 (Rs.)
<b>Cash Balances- Petty Cash Imprest (20-1)</b>		
Petty Cash (Medical Faculty)	1,000	-
<b>Total</b>	<b>1,000</b>	<b>-</b>

**Sub Schedule 20-2**

Description	Account Number	As at 31.12.2019 (Rs.)	As at 31.12.2018 (Rs.)
<b>(a) Cash Balances - Treasury Funds (20-2)</b>			
P/B Kelaniya -A/C 1515	055-1-001-10667549	6,759,452.08	23,417,777.24
P/B Kelaniya-A/C 2721	055-100-1-80667616	512,933.49	4,727,906.61
P/B Ragama A/ C 308	316-1-001-2-4564262	2,725,977.33	4,074,470.27
		<b>9,998,363</b>	<b>32,220,154</b>
<b>(b) Cash Balances - Non Treasury Funds</b>			
P/B Kelaniya 4844	055-1001-80668084	8,921,549.46	121,816,760.82
P/B Kelaniya (7552)	055-1-001-5-0667552	109,464.82	1,157,017.82
P/B Kelaniya (3300)	055-1-001-6-0667716	15,384,706.60	11,437,941.07
P/B Ragama A/C (309)	316-1-001-0-4564263	969,592.92	1,877,286.66
P/B Ragama A/ C (2735)	316-1-001-9-4564819	82,810,637.45	26,725,591.24
P/B Kelaniya (7782)	055-1-001-8-0669229	15,152,736.11	50,315,592.14
P/B NRFC A/C	796-4-021-9-0227539	12,195.58	12,030.53
Confucius	055-1-002-2-0015067	1,120,414.73	2,899,570.62
P/B Kelaniya	055-1-001-8-0017238	716,216.93	1,842,435.32
P/B Kelaniya	055-1-001-4-0009867	1,310,402.52	3,767,752.52
P/B Kelaniya (1519)	055-1-001-3066-7553	-	1,400.00
Collection A/C (CDCE)	055-2-001-80021994	100,000.00	100,000.00
Collection A/C (CDCE)	055-1-001-10027655	100,000.00	100,000.00
P/B Kelaniya	055-1-001-4-0009867	475,000.00	475,000.00
P/B KELANIYA (1519)	055-1-001-3066-7553	-	-
Cash in transit		1,500.00	-
Cheques returned By Bank		514,521.43	215,845.00
		<b>127,698,939</b>	<b>222,744,224</b>
<b>Total (a+b)</b>		<b>137,697,301</b>	<b>254,964,378</b>

University of Kelaniya-Financial Statements 2019

*Sub Schedule 20-3*

Description	Account Number	As at 31.12.2019
<i>Saving Accounts - Cash Equivalents (22-3)</i>		
<i>(a) Staff Security Deposit Investment</i>		
M.A Nimal Chndra NSB A/C	1-0067-02-3570-9	19,487
N. Kotalawala NSB A/C	1-0067-02-3686-1	11,226
I.D.S Gunarathne NSB A/C	1-0067-03-5544-5	8,040
N.N.Nissanka NSB A/C	1-0067-03-5757-0	7,986
W.D.V. Rathnasiri NSB A/C	1-0067-03-8339.2	7,186
Hav.Sri Ratha. Scho. Fund (Inves.) NSB	1-0067-02-3715-9	277,927
Lienes Silva/Agnus Peduru NSB	1-0067-02-3653-5	177,225
Prof.F.R.Jayasuriya Scho.(Invest) NSB	1-0025-02-3269-6	141,330
Prof.D.J.Wijerathne Found NSB	1-0067-02-3622-5	464,783
Student Relief Fund NSB	1-001-7187-5	1,451,268
VC Fund Investment P/B	055-2-002-7-0787830	12,190,895
United Field Secu. Investment NSB	1-0067-02-3548-2	73,055
Investment on Miscellaneous Deposits NSB	1-0067-02-36675	5,253,354
<b>Total</b>		<b>20,083,763</b>

UNIVERSITY OF KELANIYA

Note 21

Description	Capital Grant Account	Capital Contribution From Other Sources	Non Monetary Donations	Total
	Rs.	Rs.	Rs.	Rs.
Balance as at 01st January 2019	4,026,548,513	909,316,536	574,864,281	5,510,729,329
Capital Grant spent during the year	444,335,944	134,159,460.00	-	578,495,404
Donations received during the year	-	-	248,445.00	248,445
Amortization of Grant	(422,252,112)	(179,108,504)	(8,860,276)	(610,220,892)
Balance as at 31st December 2019	4,048,632,345	864,367,492	566,252,450	5,479,252,287

Note 22

Description	Building Grant	Acquisition	Construction Projects	Human Capital Development Projects	Total
	Rs.	Rs.	Rs.	Rs.	Rs.
Balance as at 01st January 2019	41,912,381	(20,000)	199,901,342	2,105,213	243,898,936
Fund Received During the year	192,829,405	130,425,761	182,383,887	15,447,190	521,086,243
Expenditure During the year	(152,257,786)	(130,385,761)	(334,886,693)	(15,989,954)	(633,520,194)
Balance as at 31st December 2019	82,484,000	20,000	47,398,536	1,562,448	131,464,984

Note 23

Description	CODL Capital Reserve	Unique Multi Story Building Fund	Restricted fund for Social Sciences	Total
	Rs.	Rs.	Rs.	Rs.
Balance as at 01.01.2019	24,221,008	200,850,000	9,044,697	234,115,705
Less: Expenditure During The Year	(7,798,460)	-	-	(7,798,460)
Transfer To University Development Fund	-	(200,000,000)	-	(200,000,000)
Transfer To Faculty Development Fund	-	-	(9,044,697)	(9,044,697)
Balance as at 31.12.2019	16,422,549	850,000	-	17,272,548

**Internal Restrictd Funds**

Note 24

Description	Sub Schedule No	As at 31.12.2019 (Rs.)	As at 31.12.2018 (Rs.)
University Funds		782,030,028	644,248,735
Funds Received for Special Purpose	24-2	271,139,942	234,973,082
Other Reserves	24-3	55,371,114	56,900,400
<b>Total</b>		<b>1,108,541,084</b>	<b>936,122,217</b>

**Funds Received for Special Purpose**

Note 24-2

Description	As at 31.12.2019 (Rs.)	As at 31.12.2018 (Rs.)
Special Donations- Rev. Dia O Ci	5,423,868	5,423,868
Special Donations- Kong Meng San Phor Sarc See Monaste	1,026,890	1,026,890
One Asia Foundation	205,589	205,589
UGC - QIG	4,149,700	4,149,700
Students Relief Fund	1,511,305	1,394,608
Vice Chancellor's Fund	24,503,957	18,962,614
Bond & Agreements Violation Fund	104,911,329	89,293,855
Interest of Bonds & Agreement Violations (*)	79,282,171	61,171,177
Gratuity Fund	42,171,315	36,166,402
E-Learning Centre Fund	587,655	3,251,331
Vidya 2017 Science Exhibition Fund	2,954,590	3,297,840
CKDU Information Research Centre Fund	4,411,573	10,629,208
<b>Total</b>	<b>271,139,942</b>	<b>234,973,082</b>

(\*) A sum of Rs 99,065,342.23 has been due from Bond Violators as at 31.12.2019

**Other Reserves**

Note 24-3

Description	As at 31.12.2019 (Rs.)	As at 31.12.2018 (Rs.)
Staff development fund - UGC	1,789,659	1,789,659
Career Guidance Unit deposit	1,143,628	988,628
Glass Blowing Unit deposit	518,993	432,758
Library deposit for Main Library	8,242,800	6,474,725
Library deposit for Faculty Libraries	909,404	10,849,705
Centre for Gender Studies Deposit	453,600	800,105
Funds Received from Mahapola trust fund	2,810,403	2,767,753
Project for Special Degree	20,268	782,192
Seed Programme	1,383,467	2,437,967
BSc Physiotherapy	3,849,895	3,509,614
International Conferences	32,463,057	26,037,920
Other Deposites	1,785,940	29,374
<b>Total</b>	<b>55,371,114</b>	<b>56,900,400</b>

**Endowment Funds**

Note 25

Endowment Funds	Prize Funds (Rs.)	Scholarship Funds (Rs.)	Scholarship Funds (Rs.)	Income Balance - Scholarship Funds (Rs)	Other Funds(Rs)	Total
Balance as at 2019/01/01	4,249,691	4,297,398	5,526,486	3,963,437	100,435	18,137,447
Interest income transfers for the year	-	-	475,525	619,997	41,374	1,136,896
Awards during the year	-	-	119,570	32,000	-	151,570
Donation received during the year	-	1,100,000	-	-	-	1,100,000
<b>Balance as at 2019/12/31</b>	<b>4,249,691</b>	<b>5,397,398</b>	<b>5,882,440</b>	<b>4,551,434</b>	<b>141,809</b>	<b>20,222,773</b>
<i>Reference to details- Note No.</i>	<i>25.1</i>	<i>25.2</i>	<i>25.3</i>	<i>25.4</i>	<i>25.5</i>	

**Prize Funds**

Note 25-1

Description	As at 31.12.2019 (Rs.)	As at 31.12.2018 (Rs.)
Gift Fund-Botany	5,000	5,000
Medha Sri Ariyawanse Fund	2,500	2,500
P.A.P.A. Chandrasekara Scholarship Fund	2,833,944	2,833,944
Prof. F.R. Jayasuriya Scholarship Fund	15,000	15,000
M.A.P Manthirratne Scholarship Fund	5,000	5,000
Dr. P.D. Kannangara Scholarship Fund	15,900	15,900
Scholarship Fund - Investment(ind.man)	108,347	108,347
Prof. D.J. Wijeratne Foundation Fund	142,000	142,000
Rev.Pandith Mudukatawe Sri Ganarama Fund	50,000	50,000
Rev. Dr. K. Anuruddha Scholarship Fund	50,000	50,000
Derick De Souza Memorial Scholarship Fund	36,000	36,000
Rev. K. Wangeesa Scholarship Fund	10,000	10,000
Budhadasa Galappathi Scholarship Fund	10,000	10,000
Rev. Sik Vin Sin Scholarship Fund	100,000	100,000
Botany Society Scholarship Fund	60,000	60,000
Prof. A.S. Disanayaka Fund	275,000	275,000
Prof. Carlo Fonseka Scholarship Fund	106,000	106,000
Etsmen Kodak Scholarship Fund	50,000	50,000
Prof. S.B.P. Wickramasooriya Fund	75,000	75,000
Family Medicine Prize Fund	200,000	200,000
Prof. J.K.P. Ariyaratne Prize Fund	100,000	100,000
<b>Total</b>	<b>4,249,691</b>	<b>4,249,691</b>

**Scholarship Funds**

Note 25-2

Description	As at 31.12.2019 (Rs.)	As at 31.12.2018 (Rs.)
P.P. Jayawardena Scholarship Fund	15,000	15,000
Pertter Silva Scholarship Fund	5,000	5,000
Dr. Chithra Fernando Scholarship Fund	200,000	200,000
Hawanpola Sri Rathanasara Scholarship Fund	100,000	100,000
Linus Silva Scholarship Fund	10,000	10,000
Agnus Peduru Scholarship Fund	132,063	132,063
Mary's Friends Scholarship Fund	100,000	100,000
Rathnakara Scholarship Fund	100,000	100,000
Prof. H.H. Costa Memorial Scholarship Fund	500,000	400,000
S. Jayawardena Scholarship Fund	200,000	200,000
Linus Silva/Agnus Peduru Scholarship Fund	54,274	54,274
Student Trust Fund - (HRM)	1,181,062	700,000
Prof. Shelton Gunaratne Memorial Scholarship Fund	150,000	1,181,062
Rajamanthree Scholarship Fund	700,000	150,000
Prof.P.Ranasinge Scholership Fund	200,000	200,000
Prof W.S.Karunathilake Memorial Fund	650,000	650,000
Prof.K.M.P.Kulasekara Scholership Fund	100,000	100,000
Laxmi and Dharmasena Memorial Scholarship Fund	1,000,000	-
<b>Total</b>	<b>5,397,398</b>	<b>4,297,398</b>

University of Kelaniya- Financial Statements 2019



**Income Balance - Prize Funds****Note 25-3**

Description	As at 31.12.2019 (Rs.)	As at 31.12.2018 (Rs.)
Scholarship Fund - Interest (ind.man)	2,305	2,305
Gift Fund-Botany (Interest)	6,113	5,563
Prof. F.R. Jayasuriya Scholarship Fund (Interest)	13,430	14,169
Medha Sri Ariyawanse Fund(Interest)	11,384	11,109
Rev. K. Wangeesa Scholarship Fund (Interest)	16,363	15,319
Rev. Sik Vin Sin Scholarship Fund (Interest)	187,233	187,675
Rev. Dr. K. Anuruddha Scholarship Fund (Interest)	244,680	233,043
Budhadasa Galappathi Scholarship Fund (Interest)	26,223	25,173
Prof. D.J. Wijeratne Foundation Fund (Interest)	251,059	289,494
Derick De Souza Memorial Scholarship Fund (Interest)	20,631	20,588
Botany Society Scholarship Fund (Interest)	55,944	59,784
P.A.P.A. Chandrasekara Scholarship Fund (Interest)	4,231,230	3,928,506
Prof. Carlo Fonseka Scholarship Fund(Interest)	95,515	84,278
Prof. A.S. Disanayaka Fund (Interest)	289,736	272,502
Prof. S.B.P. Wickramasooriya Fund (Interest)	26,225	23,575
Etsmen Kodak Scholarship Fund (Interest)	56,339	51,124
Family Medicine Prize Fund (Interest)	159,387	140,150
Prof. J.K.P. Ariyaratne Prize Fund (Interest)	76,447	68,141
M.A.P Manthirratne Scholarship Fund (Interest)	61,903	55,273
Dr. P.D. Kannagara Scholarship Fund (Interest)	40,827	38,715
K.M.P Kulasekara Schol. Interest	9,468	-
<b>Total</b>	<b>5,882,440</b>	<b>5,526,486</b>

**Income Balance - Scholarship Funds****Note 25-4**

Description	As at 31.12.2019 (Rs.)	As at 31.12.2018 (Rs.)
Dr. Chithra Fernando Scholarship Fund(interest)	1,864,084	1,684,253
Pertter Silva Scholarship Fund (Interest)	20,867	20,336
P.P. Jayawardena Scholarship Fund (Interest)	75,635	70,078
Linus Silva/Agnus Peduru Scholarship Fund (Interest)	51,271	43,637
Agnus Peduru Fund (interest)	36,878	36,727
Mary's Friends Scholarship Fund (Interest)	137,592	127,035
S. Jayawardena Scholarship Fund(Interest)	131,244	112,536
Rathnakara Scholarship Fund (Interest)	100,725	90,225
Prof. H.H. Costa Memorial Scholarship Fund (Interest)	117,683	83,170
Prof. Shelton Gunaratne Memorial Scholarship Fund (Interest)	1,114,546	975,110
Rajamanthree Scholarship Fund( Interest)	129,202	113,452
Hawanpola Sri Rathanasara Scholarship Fund(Interest)	177,927	167,580
Student Trust Fund (HRM)	357,254	294,782
Prof. W.S.Karunathilake Fund Interest	65,263	97,132
Prof.P.Ranasinge Scholarship Fund (Interest)	171,261	47,383
<b>Total</b>	<b>4,551,434</b>	<b>3,963,437</b>

University of Kelaniya- Financial Statements 2019

**Note 25-5**

<b>Other Funds</b>	<b>Description</b>	<b>As at 31.12.2019 (Rs.)</b>	<b>As at 31.12.2018 (Rs.)</b>
	UGC Scholarship fund	6,200	6,200
	Prizes Awarding Scholarship Funds	18,696	18,696
	Donations for Scholarships	16,650	16,650
	Multistoried building Fund	100,263	58,889
	<b>Total</b>	<b>141,809</b>	<b>100,435</b>

**Note 26**

<b>Research Grants</b>	<b>Description</b>	<b>As at 31.12.2019 (Rs.)</b>	<b>As at 31.12.2018 (Rs.)</b>
	Grants received from NSF	21,261,014	17,566,582
	Grants received from Ministry of Science & Technology	1,710,916	5,769,516
	Grants received from UGC	1,123,112	846,165
	Grants received from other institutes	96,120,175	73,416,205
	University research grants	12,946,424	29,477,935
	<b>Total</b>	<b>133,161,640</b>	<b>127,076,403</b>

**Note 27**

<b>Income Received in Advance</b>	<b>Description</b>	<b>As at 31.12.2019 (Rs.)</b>	<b>As at 31.12.2018 (Rs.)</b>
	Fee - Levying Courses - Diploma & Certificates	115,583,640	76,057,738
	Fee - Levying Courses - Postgraduate	273,029,914	204,643,477
	Fee - Levying Courses - Medicine	5,010,687	5,046,760
	Fee - Levying Courses -Others	7,011,900	3,948,534
	Other Internal Programmes	27,630,250	27,937,101
	External Examination - Examination Fee	484,837,030	549,927,900
	External Examination - Seminar Fee	68,412,565	68,295,318
	Others	18,732,100	31,068,250
	<b>Total</b>	<b>1,000,248,086</b>	<b>966,925,078</b>

**Note 28**

<b>Provision for Retiring Gratuity</b>	<b>Description</b>	<b>As at 31.12.2019 (Rs.)</b>	<b>As at 31.12.2018 (Rs.)</b>
	Provision for PV/DBO as at 1st January 2019	500,778,893	495,407,713
	Interest Cost for the Period	55,085,678	
	Currents Service Cost for the Period	77,771,298	44,852,387
	Less: Payments made during the Year	(53,006,460)	(39,481,207)
	Actuarial (Gain)/Loss on PV-DBO	686,485,628	-
	<b>Balance as at 31st December 2019</b>	<b>1,267,115,037</b>	<b>500,778,893</b>

University of Kelaniya- Financial Statements 2019

**Deposite Refundable**

Note 29

Description	As at 31.12.2019 (Rs.)	As at 31.12.2018 (Rs.)
Tender Deposits	482,500	162,000
Security Deposits	105,784,346	105,758,425
Library Deposits	48,284,645	41,852,091
<b>Total</b>	<b>154,551,491</b>	<b>147,772,516</b>

**Accrued Expenses & Other Payables**

Note 30

**(a) Accounts Payable**

Description	As at 31.12.2019 (Rs.)	As at 31.12.2018 (Rs.)
Staff development programme	1,732,048	1,720,319
Sundry Deposits	13,526,660	8,634,784
Stamp Deposits	64,200	64,200
Tax Payable	1,440,217	1,231,393
Cancel cheques	1,837,506	1,373,258
Staff security deposits	77,580	73,932
Others	10,490,980	38,292,168
Capital Payables	-	199,433,388
<b>Total</b>	<b>29,169,192</b>	<b>250,823,443</b>

**(b) Accrued Expenses**

Description	As at 31.12.2019 (Rs.)	As at 31.12.2018 (Rs.)
Audit Fee	3,450,000	3,298,345
Personal Emoluments	41,605,755	43,103,113
Travelling Expenses	611,174	100,057
Supplies Expenses	1,594,914	921,090
Stores Supplies	15,335,252	9,260,571
Maintenance Expenses	4,549,037	15,390,380
Contractual Services	50,267,929	56,781,927
Other Recurrent Expenses	44,312,392	59,820,139
Others	238,300	251,825
Accrued Expenses of Fee levying Courses	8,028,745	6,945,907
<b>Total</b>	<b>169,993,498</b>	<b>195,873,355</b>
<b>Total (a)+(b)</b>	<b>199,162,690</b>	<b>446,696,798</b>

University of Kelaniya- Financial Statements 2019

**31. Related Party Transactions**

Transactions entered into by the University with the organizations where Council members are Key Management Personnel of those organizations.

1). An amount of Rs. 44,667,286 had been paid during the year to Lanka Education and Research Network (LEARN) in connection with the service providing Leased Line Services and commodity Internet Access. The following key person has acted as a director of the LEARN as below.  
- Dr. K.G.H.D. Weerasinghe who is Director of the Information and Communication Technology Centre of the University has been appointed as a director of LEARN.

Details of payments made to Lanka Education and Research Network (LEARN)

Description	2019 (Rs.)	2018 (Rs.)
Amount paid For University	35,953,746	37,503,089
Amount paid For Medical Faculty	8,713,540	8,771,769
<b>Total</b>	<b>44,667,286</b>	<b>46,274,859</b>

**32. Contingent Liabilities**

**Pending Legal cases as at the balance sheet date**

1. District Court Marawila Case No. 1538/L  
Filed by a third party against the University and the Registrar, claiming ownership to the land called Dummaladeniya situated in Wennappuwa, belonging to the University. The value of the action is Rs. 4,005,000/-.
  
2. District Court Gampaha Case No. 1225/L  
Filed by outside parties against the University , the Vice-Chancellor and the Registrar, claiming title to part of the Ragama Medical Faculty property, which is state land, handed over to the University by the Divisional Secretary, Jaela for the purposes of the University. The value of the action is Rs. 1,000,000/-.
  
3. District Court Gampaha Case No. 6411/M  
Filed by a member of the academic staff of GWAI against the former Senior Assistant Internal Auditor of the University, claiming compensation for damages alleged to have been caused to the said member of academic staff by the action taken against him on the basis of an audit investigation. Compensation claimed is Rs. 50,000,000/-.
  
4. District Court Colombo Case No. 3785/16/DMR  
  
Filed by the University against a member of staff who had acted in violation of the agreement he had entered into with the University for the purpose of granting study leave and against the two sureties to the bond. The University is seeking to recover a sum of Rs. 3,233,787.70 in this case.

5. District Court Colombo Case No. 2896/19

Filed by the University against a member of staff who had acted in violation of the agreement he had entered into with the University for the purpose of granting study leave and against the two sureties to the bond. The University is seeking to recover a sum of Rs. 5,919,751.55 in this case.

6. District Court Colombo Case No. 2515/19

Filed by the University against a member of staff who had acted in violation of the agreement he had entered into with the University for the purpose of granting study leave and against the two sureties to the bond. The University is seeking to recover a sum of Rs. 8,472,381.49 in this case.

7. District Court Colombo Case No. 2514/19

Filed by the University against a member of staff who had acted in violation of the agreement he had entered into with the University for the purpose of granting study leave and against the two sureties to the bond. The University is seeking to recover a sum of Rs. 7,194,538.80 in this case.

### **33. Accelerating Higher Education Expansion and Development (AHEAD), a World Bank funded Project**

Accelerating Higher Education Expansion and Development (AHEAD) Operation is another World Bank funded project aimed at supporting higher education sector of Sri Lanka from 2018 to 2023. The scope of this operation focuses on higher education activities under the Ministry of Higher Education, the UGC, and the 15 universities, SLIATE, ATIs and non-state HEIs approved by the Ministry of Higher Education and the University Grants Commission. The AHEAD will support three strategic result areas; (1) Increasing students' enrolment in Higher Education in priority disciplines for economic development, (2) Improving the quality of Higher Education and (3) Promoting Research, Development and Innovation. The project's support to expand students' enrollment in state universities, is focused on Science, Technology, Engineering, Mathematics, (STEM) Humanities, Education, Management and Social Science (HEMS) programs through a combination of demand and supply initiatives. The project further assists Enriching Learning, Teaching and Assessment (ELTA), English Language Skills Enhancement (ELSE), Professional Development and Quality assurance activities while promoting a culture of research, development, innovation and commercialization (RDIC) in Universities. The project also extend supports for University business linkage aimed at increasing collaboration with professional expertise in technology transfer, business model development, establishing business incubators, and enabling academics and students to obtain professional business advice and training.

Operations Technical Secretariat (OTS) has exclusively been established in the University of Kelaniya headed by a Director and other staff to handle Finance, Procurement and other administrative work of the project. It is the responsibility of the project staff at OTS, to coordinate, monitor and facilitate the implementation of project activities at various faculties, and departments throughout the span of project cycle. The Operations and Monitoring Support Team (OMST) at national level integrated with UGC, is also coordinating and monitoring the project implementation while extending technical, and operational expertise.

In University of Kelaniya, the AHEAD Operation has approved grants totaling to LKR 667 million excluding the salary and allowances of OTS staff, until end of December 2019 under 14 various grants which have already commenced implementing their respective development proposals. Out of this grant, OTS of the Kalaniya University was able to disburse a sum of Rs 84.67 million as of December 2029. The details of the grants are attached herewith.



**UNIVERSITY OF KELANIYA**  
**OPERATION TECHNICAL SECRETARIAT OF THE AHEAD OPERATION**  
**SUMMARY OF GRANTS - STATUS REPORT AS AT 31.12.2019**

SN	Name of the Grants	Faculty / Department / Units	Approved Program Budget in LKR	Provision for Price Escalation	Total Funds available	Date of Commencement	Expected Date of Completion	Financial Progress as of 31.12.2019		Remarks
								Expenditure	%	
1	Enriching Learning, Teaching and Assessment / English Language Skills Enhancement ( ELTA-ELSE )	Faculty of Commerce and Management Studies	97,480,000.00	20,000,000.00	117,480,000.00	Jun-19	May-22	3,104,905.50	3.19	Implementation in progress
2	Enriching Learning, Teaching and Assessment / English Language Skills Enhancement (ELTA-ELSE )	Faculty of Humanities	100,000,000.00	20,000,000.00	120,000,000.00	Jan-19	May-22	1,377,577.33	1.38	Implementation in progress
3	Enriching Learning, Teaching and Assessment / English Language Skills Enhancement (ELTA-ELSE )	Faculty of Science	100,000,000.00	20,000,000.00	120,000,000.00	Oct-19	Sep-22	-	-	PAT approved in October 2019
4	Enriching Learning, Teaching and Assessment / English Language Skills Enhancement (ELTA-ELSE )	Department of Accountancy	15,000,000.00	3,000,000.00	18,000,000.00	Sep-19	Aug-22	93,468.50	0.62	PAT Approved in Sept 2019
5	Enriching Learning, Teaching and Assessment / English Language Skills Enhancement (ELTA-ELSE )	Department of Commerce and Financial Management	15,000,000.00	3,000,000.00	18,000,000.00	Sep-19	Aug-22	29,360.00	0.20	PAT Approved in Sept 2019
6	Development Oriented Research ( HEMS)	Sankathana Research Centre and Archive of the Faculty of Humanities	10,000,000.00	-	10,000,000.00	Feb-19	Jan-21	4,629,375.73	46.29	Implementation in progress
7	Procurement of Medical Equipment for Simulation Ward RA 01	Department of Medical Education of the Faculty of Medicine	30,000,000.00	-	30,000,000.00	Jul-18	Feb-19	29,284,300.00	97.61	Project Completed
8	HRD Scholarships ( 13 Candidates )	Departments of Social Statistics, Accountancy, Finance, IM, Microbiology, and disability studies	93,667,585.74	-	93,667,585.74	Aug-18	Dec-21	28,900,320.65	30.85	All candidates commenced studies and Progressing
9	Development Oriented Research ( STEM)	Faculty of Science	36,680,000.00	3,320,000.00	40,000,000.00	Jun-19	May-22	2,559,886.10	6.98	Implementation in progress
10	Enriching Learning, Teaching and Assessment / English Language Skills Enhancement (ELTA-ELSE )	Department of Industrial Mgmt	15,000,000.00	3,000,000.00	18,000,000.00	Dec-19	Dec-22	-	-	PAT was approved in December 2019
11	Enriching Learning, Teaching and Assessment / English Language Skills Enhancement (ELTA-ELSE )	Department of Plant and Molecular Biology	15,000,000.00	3,000,000.00	18,000,000.00	Dec-19	Dec-22	-	-	PAT was approved in December 2019
12	Financial Assistance for enhancement of student enrollment in STEM disciplines	Department of Industrial Management	50,000,000.00	-	50,000,000.00	May-19	Dec-20	14,472,213.64	28.94	Procurement is under process
13	University Business Linkage ( UBL )	University of Kelaniya	3,650,000.00	350,000.00	4,000,000.00	Sep-19		212,838.06	5.83	Phase II in Implementation
14	Development Oriented Research 2 ( HEMS)	Faculty of Social Science	10,000,000.00	-	10,000,000.00	Dec-19	Dec-22	-	-	PAT was approved in December 2019
	<b>Total</b>		<b>591,477,585.74</b>	<b>75,670,000.00</b>	<b>667,147,585.74</b>			<b>84,664,245.51</b>	<b>14.31</b>	

**34. Science and Technology Human Resources Development Project.**

The Science and Technology Human Resource Development Project funded by the Asian Development Bank (ADB) supports the government to develop technology faculties in three universities viz. University of Kelaniya, Rajarata University of Sri Lanka and Sabaragamuwa University of Sri Lanka, and the Faculty of Engineering at the University of Sri Jayewardenepura to nurture a new breed of technology-oriented graduates equipped with market-relevant skills and entrepreneurial spirit. It will address lack of financing for technology degree programs, which are high in demand from students and industry. The project will provide innovative technology and industry-relevant education and research facilities, help quality curriculum design and academic staffing aligned with industry demand and international standards, and provide competitive industry and foreign university grant scheme and capacity development opportunities.

The project has five key outputs planned: (1). Innovative technology learning and research environment established, (2). Quality and industry-relevant higher technology education programs implemented, (3). Industry linkages and international collaborations strengthened, (4). Faculty management capacity strengthened, and (5). New higher education project preparation supported.

The total contribution for the project from the Asian Development Bank is USD 145 Million while the government contribution is USD 20 Million. The ADB funding is composed of two loan categories: Ordinary capital resources (USD 83.02 Million) and Concessional ordinary capital resources lending (USD 61.98 Million).

The Faculty of Computing and Technology of the University of Kelaniya has been allocated a total sum of USD 29.2 Million under this project and a further sum of USD 10 Million is available for the four universities to be utilised under competitive proposal basis.

The Faculty of Computing and Technology will utilise the above funding to construct a building complex at the proposed Mudun Ela premises, procure books, software & equipment, train the staff, establish partnership programmes with reputed international universities and develop collaborative programmes with the industry.

The overall project will be managed by the Project Management Unit (PMU) established under the Ministry of City Planning, Water Supply and Higher Education while the project coordination at the university level will be handled by the Project Implementation Unit (PIU) headed by a Deputy Project Director. The responsibilities of the PIU includes monitoring and supervising construction of the faculty buildings and designing and implementing project activities, including procurement of goods and services, within the scope of the project to develop the faculty with assistance of the University Council/Senate and university academic staff.

Details of the project activities carried out in 2019 are as follows:

SN	Project Component	Estimated Cost in (Rs)	Date of Commencement	Expected Date of Completion	Remarks
1	Construction of the building complex for the faculty.	3,690,000,000	June-20	June-23	Technical evaluation of the bids completed. Awaiting ADB concurrence to open the financial bids.
2	Procurement of Goods	155,880,000	Jan-19	Dec-23	Please see attachment 1 for details
3	Staff Training	26,400,000	Jan-19	Dec-23	Two staff members have received approval for PhD training
	<b>Total</b>	<b>3,872,280,000</b>			

## UNIVERSITY OF KELANIYA

46

## STATEMENT OF THE COMPARISON OF BUDGET AND ACTUAL AMOUNTS - 2019

CATEGORY	Actual 2019 Rs.	Original Budget 2019 Rs.	Revised Budget 2019 Rs.	Difference Original Budget and Actual Rs.
<b>INCOME</b>				
Government Grant	3,775,000,000	4,004,000,000	3,775,000,000	-
Government Grants for Recurrent Expenditure	3,775,000,000	4,000,000,000	3,775,000,000	-
Other Income	1,665,273,405	1,008,695,000	700,658,200	(964,615,205)
<b>Total Income</b>	<b>5,440,273,405</b>	<b>5,008,695,000</b>	<b>4,475,658,200</b>	<b>(964,615,205)</b>
<b>EXPENSES</b>				
<b>Personal Emoluments</b>	<b>3,489,497,380</b>	<b>3,569,365,000</b>	<b>3,490,200,000</b>	<b>702,620</b>
Personal Emoluments - Academic	2,539,294,853	2,767,000,000	2,540,000,000	705,117
Personal Emoluments - Non Academic	950,202,497	791,365,000	950,200,000	(2,497)
<b>Travelling Expenses</b>	<b>8,006,086</b>	<b>88,706,000</b>	<b>8,010,000</b>	<b>3,994</b>
Domestic	948,465	700,000	950,000	1,535
Foreign	7,057,541	55,000,000	7,060,000	2,459
<b>Supplies</b>	<b>107,636,756</b>	<b>109,650,000</b>	<b>107,655,000</b>	<b>18,244</b>
Stationery and Office Requisites	49,267,016	47,650,000	49,270,000	2,984
Fuel & Lubricants	11,296,772	7,000,000	11,300,000	3,228
Uniforms	3,264,189	2,700,000	3,365,000	801
Mechanical & Electrical goods	588,495	1,500,000	590,000	1,505
Chemicals & Glassware	8,027,111	11,500,000	8,030,000	2,889
Medical Supplies	887,669	1,000,000	900,000	12,331
Other	34,205,493	38,300,000	34,200,000	(5,493)
<b>Maintenance Expenses</b>	<b>24,592,110</b>	<b>39,800,000</b>	<b>24,610,000</b>	<b>17,890</b>
Vehicles	10,411,100	7,500,000	10,415,000	3,900
Plant, Machinery and Equipments	13,891,083	32,000,000	13,895,000	3,917
Buildings and Structures	180,727	100,000	200,000	19,273
Furniture	109,200	150,000	100,000	(9,200)
Other	-	50,000	-	-
<b>Contractual Services</b>	<b>438,209,095</b>	<b>611,600,000</b>	<b>438,215,000</b>	<b>5,905</b>
Transport	1,666,739	20,000	1,650,000	3,261
Postal and Communication	74,203,115	82,000,000	74,200,000	(3,115)
Electricity & Water	140,300,592	155,000,000	140,300,000	(6,592)
Rents and Local Taxes	41,310,806	25,000,000	41,310,000	(806)
Security Services	55,916,340	55,000,000	55,920,000	3,660
Cleaning Services	73,978,934	85,000,000	73,980,000	1,066
Printing Advertising etc.,	37,331,003	55,000,000	37,335,000	3,997
Other	13,515,567	153,980,000	13,520,000	4,433
<b>Other Recurrent</b>	<b>406,946,458</b>	<b>632,100,000</b>	<b>406,968,200</b>	<b>121,742</b>
Travel grants to University Teachers	-	100,000	-	100,000
Special Services - Council & Committees	6,377,632	4,600,000	6,380,000	2,368
-Do- Professional & Other Fees	95,380	500,000	100,000	4,620
Workshops, Seminars	7,665,498	6,000,000	7,665,000	(498)
Academic Research & Publications	2,059,216	5,000,000	2,060,000	784
Staff Development (Training for Teachers, Administrators & Other Employees)	1,548,940	2,000,000	1,550,000	1,060
Postgraduate Research & Scholarships	-	1,000,000	-	-
Industry Internships, Practical & Career Guidance	-	100,000	-	-
Students' Development Initiatives & Community Relations	147,147	500,000	150,000	2,853
Student Welfare, Employee Welfare, Student Councils & Social Harmony	-	600,000	-	-
Employee Welfare & Medical Insurance	(2,825,200)	15,000,000	12,825,000	(200)
Corporate Planning, Governance & Outreach	-	100,000	-	-
Grants to other Organizations	1,447,263	49,600,000	1,450,000	2,740
Interest Subsidy on Property Loan	15,830,891	14,200,000	15,330,000	(891)
Holiday Warrants Season Tickets	2,244,115	1,500,000	2,250,000	5,885
Entertainment Expenses	3,242,897	3,500,000	3,245,000	2,363
Bank Charges	257	85,000	100	(157)
Awards & Indemnities	250,092	1,500,000	250,100	8
Contributions & Membership Fees	3,597,472	4,500,000	3,598,000	528
Examination Fees	91,924,602	145,000,000	91,925,000	398
Expenditure on Extension Projects	225,810,014	275,200,000	225,810,000	(14)
Expenditure on Postgraduate Courses	32,380,044	102,195,000	32,380,000	(44)
Others	32,380,044	102,195,000	32,380,000	(44)
<b>Total Expenses</b>	<b>4,474,887,805</b>	<b>5,008,695,000</b>	<b>4,475,658,200</b>	<b>879,395</b>
Surplus / (Deficit) for the period	965,385,600	-	-	(965,385,600)

## 10.2. Total Income - 2019

Table 10-2: Total income - 2019

Description	Income 2019 (Rs:)
<b>Government Grant</b>	
<b>Recurrent Grant</b>	
Personnel Emoluments	3,377,000,000
Other Recurrent	398,000,000
Mahapola Grant	
University Grant Commission	57,704,850
Mahapola Higher Education Scholarship Trust Fund	60,111,600
Bursary Grants	61,371,100
<b>Capital Grant</b>	
Rehabilitation & Improvement of Capital Assets	74,943,147
Acquisition of Fixed Assets	123,890,842
Construction Projects	229,411,177
Human Capital Development Projects	12,659,828
Strengthening Research	2,595,006
<b>Generated Income</b>	
Self- Financing Activities	215,461,852
<b>Total</b>	<b>4,613,149,402</b>

## 10.3. Capital Expenditure - 2019

Table 10-3: Capital expenditure - 2019

Capital Expenditure	Government Grant (Rs:)	Generated Income (Rs:)	Other Grants (Rs:)	Total Expenditure (Rs:)
Construction Projects	286,804,122	47,633,508.40	25,016,185	359,453,816
Acquisition of Assets	123,890,842	140,495,101.71	9,812,689	274,198,633
Rehabilitation & Maintenance of Capital Assets	17,550,202	-	-	17,550,202
Human Capital Development Project	ICT Development	2,550,000	-	2,550,000
	All other Projects	10,109,828	-	10,109,828
Strengthening Research	2,595,006	-	-	2,595,006
<b>Total</b>	<b>443,500,000</b>	<b>188,128,610</b>	<b>34,828,874</b>	<b>666,457,485</b>

## 10.4. Recurrent Expenditure - 2019

Table 10-4: Recurrent expenditure - 2019

Programme \ Object	Personal Emoluments - Academic (Rs.)	Personal Emoluments - Non Academic (Rs.)	Travelling Expenses (Rs.)	Supplies (Rs.)	Maintenance Expenses (Rs.)	Contractual Services (Rs.)	Mahapola & Bursary (Rs.)	Other Recurrent Expenses (Rs.)	Grand Total (Rs.)
Programme 01- General Administration	19,212,625	266,758,117	1,229,518	20,878,071	10,435,805	100,428,404	-	6,971,892	425,914,432
Programme 02- Academic									
Faculty of Commerce & Management Studies	509,887,589	48,818,870	1,006,966	6,205,865	252,760	14,372,408	40,047,150	12,345,748	632,431,837
Faculty of Humanities	596,546,341	54,334,845	1,122,680	4,687,006	1,513,854	1,844,396	96,303,700	7,853,776	764,206,597
Faculty of Social Sciences	590,596,287	59,624,071	980,591	6,642,015	1,284,213	1,413,075		17,468,135	678,008,389
Faculty of Medicine	683,411,283	223,036,386	1,970,494	12,931,658	2,195,536	70,627,597	7,384,600	9,346,848	1,010,904,400
Faculty of Computing & Technology	85,607,196	12,273,333	49,876	1,226,185	64,533	39,024,528	6,579,050	2,645,466	147,470,167
Faculty of Science	700,500,243	132,197,638	1,375,592	12,061,438	3,250,671	1,647,889	28,864,050	13,362,110	893,259,631
Faculty of Graduate Studies	571,006	13,573,155	7,550	1,597,852	136,516	6,186,310	-	11,398,801	33,471,190
Examination	-	15,703,549	17,075	1,602,336	182,013	21,977,047	-	4,274,224	43,756,245
Programme 03- Teaching Resources									
Library Services	38,536,785	69,843,555	46,179	2,068,769	245,648	2,464,404	-	245,921	113,451,262
Programme 04- Welfare Services	2,669,938	65,910,763	168,210	2,995,076	210,072	46,174,468	-	4,441,651	122,150,033
Programme 05 - Maintenance	-	75,749,822	6,200	21,333,964	268,364	51,724,873	-	156,090	149,239,313
Programme 07 - Extension Services									
External Examinations	-	33,408,181	25,075	5,812,273	2,035,382	23,452,443	-	118,047,021	182,780,375
Programme 08 - Ancillary Activities									
Hostel	-	10,068,406	-	1,576,276	3,442,408	72,748,688	-	696,980	88,532,757
Expenditure From Generated Income	115,518,357	16,380,147	18,755,500	2,981,885	-	14,829,133	-	46,996,831	215,461,853
<b>Grand Total</b>	<b>3,343,057,649</b>	<b>1,097,680,839</b>	<b>26,761,507</b>	<b>104,600,670</b>	<b>24,592,110</b>	<b>468,915,661</b>	<b>179,178,550</b>	<b>256,251,495</b>	<b>5,501,038,481</b>

## 11. REPORT OF THE AUDITOR GENERAL

HED/E/UOK/1/2019/10

13 August 2020

Vice Chancellor  
University of Kelaniya

**Report of the Auditor General on the Financial Statements and Other Legal and Regulatory Requirements of the University of Kelaniya for the year ended 31 December 2019 in terms of Section 12 of the National Audit Act, No. 19 of 2018**

---

**1. Financial Statements**

---

**1.1 Disclaimer of Opinion**

---

The audit of the financial statements of the University of Kelaniya for the year ended 31 December 2019 comprising the statement of financial position as at 31 December 2019 and the statement of financial performance, statement of changes in equity and cash flow statement for the year then ended, and notes to the financial statements, including a summary of significant accounting policies, was carried out under my direction in pursuance of provisions in Article 154(1) of the Constitution of the Democratic Socialist Republic of Sri Lanka read in conjunction with provisions of the sub section 108 (1) of the University Act No. 16 of 1978 and provision of the National Audit Act No. 19 of 2018. This report sets out my views and observations that I intend to publish with the Annual Report of the University under Subsection 108 (1) of the Universities Act. My report to Parliament in pursuance of provisions in Article 154(6) of the Constitution will be tabled in due course.

I do not express an opinion on the accompanying financial statements of the University of Kelaniya. Because of the significance of the matters discussed in the Basis for Disclaimer of Opinion section of my report, I have not been able to obtain sufficient appropriate audit evidence to provide a basis for an audit opinion on these financial statements.

**1.2 Basis for Disclaimer of Opinion**

- a. In terms of section 49 of the Sri Lanka Public Sector Accounting Standard 7, if an item of property, plant and equipment is revalued, the entire class of property, plant and equipment to which that asset belongs should be revalued, but land and buildings valued at Rs. 127,033,367 had not been revalued. Also, the value of these un-revalued lands and buildings was not included in the financial statements.
- b. Even though land and buildings had not been disposed during the year under review, a sum of Rs.135,602,989 from the revaluation surplus account had been incorrectly adjusted to the financial performance statement as per paragraph 55 of Sri Lanka Public Sector Accounting Standards 07. As a result, the surplus and revaluation reserve in the year under review were over stated and under stated respectively by that amount.
- c. The value of the lands assessed for Rs. 159,970,745 which had been given to an external entity had not been removed from the accounts, thus the total value of the lands stated in the financial statements was over stated by the above value.
- d. The amortization amount of Rs. 22,988,000 relevant to the vehicles in the year 2018 had been erroneously deducted from the revaluation account, thus the revaluation profit of the financial statements had been under stated by that amount.
- e. Rent income for the year under review amounted to Rs. 2,900,000, received in 2018, for People's Bank building located at the University of Kelaniya was adjusted to the income of the previous year, thus the surplus for the year under review was under stated by the that amount.
- f. In accordance with the Sri Lanka Public Sector Accounting Standards 7, fixed assets of an entity should be categorized according to the nature of those assets and the manner in which they are used for operations and should be depreciated over the effective lifetime of each asset class. However, furniture, equipment and electrical appliance of the university had been categorized under the same asset class as furniture and equipment, regardless of their nature and effective lifetime. Also, without disclosing the percentage



of depreciation of electronic appliance of 20 percent per annum in the financial statements, those assets costed for Rs. 1,477 million had been depreciated at 20 percent

- g. 419 Journal vouchers worth of Rs. 5,642 million, adjustment made in the earned revenue and government grants accounts, had not been furnished for audit.
- h. The unidentified direct credit valued for Rs. 525,000 coming from 2016 and 2017 in a bank current account had not been recognised and adjusted in the accounts. Also, 60 unrecognized direct debts amounting to Rs. 4,356,795 relevant to two current accounts had been accounted under sundry income without recognising.

### **1.3 Responsibilities of Management and Those Charged with Governance for the Financial Statements**

---

Management is responsible for the preparation of financial statements that give a true and fair view in accordance with Sri Lanka Public Sector Accounting Standards and for such internal control as management determines is necessary to enable the preparation of financial statements that are free from material misstatement, whether due to fraud or error.

In preparing the financial statements, management is responsible for assessing the University's ability to continue as a going concern, disclosing, as applicable, matters related to going concern basis of accounting unless management either intends to liquidate the University or to cease operations, or has no realistic alternative but to do so.

Those charged with governance are responsible for overseeing the University's financial reporting process.

As per Section 16(1) of the National Audit Act No. 19 of 2018, the University is required to maintain proper books and records of all its income, expenditure, assets and liabilities, to enable annual and periodic financial statements to be prepared of the University.

#### 1.4 Auditor's Responsibilities for the Audit of the Financial Statements

My objective is to obtain reasonable assurance about whether the financial statements as a whole are free from material misstatement, whether due to fraud or error, and to issue an auditor's report that includes my opinion. Reasonable assurance is a high level of assurance, but is not a guarantee that an audit conducted in accordance with Sri Lanka Auditing Standards will always detect a material misstatement when it exists. Misstatements can arise from fraud or error and are considered material if, individually or in the aggregate, they could reasonably be expected to influence the economic decisions of users taken on the basis of these financial statements.

As part of an audit in accordance with Sri Lanka Auditing Standards, I exercise professional judgment and maintain professional scepticism throughout the audit. I also,

- Identify and assess the risks of material misstatement of the financial statements, whether due to fraud or error, design and perform audit procedures responsive to those risks, and obtain audit evidence that is sufficient and appropriate to provide a basis for my opinion. The risk of not detecting a material misstatement resulting from fraud is higher than for one resulting from error, as fraud may involve collusion, forgery, intentional omissions, misrepresentations, or the override of internal control.
- Obtain an understanding of internal control relevant to the audit in order to design audit procedures that are appropriate in the circumstances, but not for the purpose of expressing an opinion on the effectiveness of the University's internal control.
- Evaluate the appropriateness of accounting policies used and the reasonableness of accounting estimates and related disclosures made by the management.
- Conclude on the appropriateness of the management's use of the going concern basis of accounting and based on the audit evidence obtained, whether a material uncertainty exists related to events or conditions that may cast significant doubt on the University's ability to continue as a going concern. If I conclude that a material uncertainty exists, I am required to draw attention in my report to the related disclosures in the financial statements or, if such disclosures are inadequate, to modify my opinion. My conclusions are based on the audit evidence obtained up to the date of my auditor's report. However,

future events or conditions may cause the University to cease to continue as a going concern.

- Evaluate the overall presentation, structure and content of the financial statements, including the disclosures, and whether the financial statements represent the underlying transactions and events in a manner that achieves fair presentation.

I communicate with those charged with governance regarding, among other matters, significant audit findings, including any significant deficiencies in internal control that I identify during my audit.

## 2. **Report on Other Legal and Regulatory Requirements**

National Audit Act, No. 19 of 2018 includes specific provisions for following requirements.

- I have not obtained all the information and explanation that considered necessary for the purpose of audit and I was unable to determine whether proper accounting records have been kept by the University as per the requirement of section 12 (a) of the National Audit Act, No. 19 of 2018.
- The financial statements presented is consistent with the preceding year as per the requirement of section 6 (1) (d) (iii) of the National Audit Act, No. 19 of 2018.
- The financial statements presented includes all the recommendations made by me in the previous year as per the requirement of section 6(1)(d)(iv) of the National Audit Act, No. 19 of 2018.

Based on the procedures performed and evidence obtained were limited to matters that are material, nothing has come to my attention;

- to state that any member of the governing body of the University has any direct or indirect interest in any contract entered into by the University which are out of the normal cause of business as per the requirement of section 12(d) of the National Audit Act, No. 19 of 2018.
- to state that University has not complied with any applicable written law, general and special directions issued by the governing body of the University as per the requirement of section 12(f) of the National Audit Act, No. 19 of 2018 except for the observations given below.

Reference to Laws, Rules/ Directions	Description
(a) <b>Financial Regulation of the Democratic Socialist Republic of Sri Lanka</b>	
(i) Financial Regulation 371	Even though advance should be settled soon after the relevant work was completed, advances amounting to Rs. 1,238,950 given in 14 instances had not been settled over more than 01 year.
(ii) Financial Regulation 396	Action had not been taken in terms of Financial Regulations regarding 287 cheques cancelled during the period 03 November 2016 to 28 June 2019 valued for Rs. 1,636,179 and had been shown under current liabilities in the statement of financial position.
(iii) Financial Regulation 571	Action had not been taken in terms of Financial Regulations regarding the deposits in the University for various purposes over 02 years amounted to Rs. 64,179,618 and liability deposits amounted to Rs. 11,312,500 deposited more than 05 years ago.

- to state that the University has not performed according to its powers, functions and duties as per the requirement of section 12(g) of the National Audit Act, No. 19 of 2018.
- to state that the resources of the University not been procured and utilized economically, efficiently and effectively within the time frames and in compliance with the applicable laws as per the requirement of section 12(h) of the National Audit Act, No. 19 of 2018 .

**3. Other Audit Observations**

- (a) A total sum of Rs. 1,628,462 had in 04 funds had not been utilized for the intended purpose over a period of 02 years. Also, total grant of Rs. 6,450,752 received in 2011 and 2013 for the construction of a hostel for foreign students in Pali and Buddhist Studies remained underutilized without being utilized for the relevant purposes. The balance of grant received for One Asia Foundation program amounted to Rs. 205,589 remained over more than 02 years, Rs. 4,149,700 received from the University Grants Commission and the balance of money received for international conferences and workshops amounted to Rs. 6,907,764 were underutilized during the year under review.
- (b) A total sum of Rs. 7,730,800 received as interest income as at 31 December 2019 on 10 Scholarship Funds and 11 Gift Funds amounting to Rs. 6,720,965 shown in the financial statements of the University was underutilized without being utilized for the relevant purposes.
- (c) A sum of Rs.694,603 (US \$ 3,840) paid to University lecturers as casual allowances without approval of the relevant Ministry had not been recovered even until the date of audit on 22 June 2020.
- (d) Cameras, televisions and computers procured on 27 January 2017 for the Studio of the Drama and Reflective Arts Unit at a cost of Rs. 9,929,568 and, 5 cameras and 7 computers received in 2016 cost at Rs. 4,124,830 remained idle from those years until the date of the audit of 26 June 2020.
- (e) Staff loan balance outstanding from 01 year to more than 04 years amounting to Rs. 82,561,766 and loan outstanding for more than 5 years amounting to Rs. 652,784 was shown in financial assets in the financial statement for the year under review. Only a provision of Rs. 43,652 was made available for bad debtors.
- (f) A sum of Rs. 24,849,209 had been paid without properly confirming the arrival and departure of external lecturers at the University during the year under review.
- (g) The approved and actual cadre in 06 faculties in the University were 728 and 636 respectively as at 31 December in the year under review. As such, while there were 142

vacancies, 148 lecturers had taken sabbatical leave and annual leave and only 494 lecturers were employed for providing education for 12028 students. Accordingly, it was observed during the audit that there was not enough academic staff in the service to provide a quality education to the students.

- (h) The primary objective of the Code of Ethics for university lecturers is to develop and teach students and, accordingly, all lecturers are required to conduct regular research. But the total amount received for the implementation of such research in 29 funds amounted to Rs. 8,096,327 had not been utilized for more than a year.
- (i) 22 lecturers who had gone abroad for postgraduate and doctoral degrees since 2011 had not reported for duty and due to breach of bond agreements Rs. 97,259,926 had to be recovered as at 31st December of the year under review. Also, due to the non-return of experienced and qualified lecturers from overseas, the opportunity of obtaining that knowledge was lost to the university.
- (j) No action has been taken to update the fixed asset register after 2007 to strengthen the security and control of assets.
- (k) It was observed in the audit that, study leave with capital grants had been granted for 5 lecturers with full salaries and allowances to complete the postgraduate qualifications but had not been returned and, as such, the basic objectives of improving the quality of education through the knowledge of the lecturers could not be fulfilled.

W.P.C. Wickramaratne  
Auditor General

## 12. REPORT OF THE AUDIT COMMITTEE

### Audit Committee Report - 2019

#### **Composition of the Audit Committee**

The Audit Committee of the University, established as a sub-committee responsible for the Council consists of three non-executive members. The following officers were engaged in audit committee activities in the year 2019.

<b>Members</b>	<b>Participation in the committee in 2019 (Participation /Due to participation)</b>
1. Mr.Priithi Perera (Chairman)	4/4
2. Mr.H.M.N.Warakaula	4/4
3. Mr.Donnet Nandasinghe	4/4

The members from the National Audit Office were also invited to participate as observers.

#### **Meeting**

As per Public Enterprises Circular No .P.E.D./31 , Committee meeting should be held at least four times a year. The Committee met four times in the year under review and the internal and external audit reports were discussed at these meetings. The committee reports were submitted to the University Council for information and necessary actions.

#### **Main responsibilities**

The main objective of the Audit Committee is to assist the Council for the efficient functions of the financial matters of the University.

The main responsibilities are,

1. Review and Supervision of the financial statements, financial reporting and Continuation of the Audit Process.
2. Examine any matters related to the finance of the University and other related matters.
3. Approving the annual internal Audit Plans and Programmes.
4. Supervision of the Internal Audit Plan and Programme.
5. Investigate the external and internal audit reports and take follow up action on recommendations.
6. Review and Supervision of the effective performance of the system controls.

7. Review performance at regular intervals for cost effectiveness and to eliminate wasteful expenditure Etc.
8. Ascertain whether statutes, regulations, rules and circulars are complied with.

**Activities within the year.**

The Committee was engaged in the following activities within the year under review:

**1. Approval and Supervision of the annual internal audit plans and programmes.**

The Committee approved and supervised the internal audit plan and programme for the year 2019. The committee reviewed and supervised the effectiveness of the internal audits, performance of the queries and the performance of the Internal Audit Division.

**2. Compliance with Laws and Regulations**

The compliance with the relevant laws and regulations were reviewed with the reports submitted by the external and internal auditors. The Committee further followed up on the preparation and presentation of the annual accounts reports of the University and the settlement of statutory payments such as Gratuity, Pensions and the Provident Funds.

**3. Continuous review and Supervision on the violation of Contracts.**

The committee continuously reviewed and supervised the recovery process from the staff members who violated bonds. As a result, it was able to recover the complete bond amount from 01 person and Approximately Rs.20.4 million was recovered in the year under review. There were 17 bond violators at the beginning of the year 2019. It was able to recover the whole bond value from one person within the year. Eight persons are paying the installments in cash and legal actions had already been taken to recover the relevant amounts from three persons. The bond value of one person was being audited for the accuracy and reminders had been sent for eight persons who had dues, informing them to pay the installments on time.



**4. Review and strengthening of the internal control system.**

Necessary recommendations on the control of Fixed Assets , regulating the expenditure for contractual activities , lending library books, annual board of survey of stores/survey of fixed assets ,recovering the unsettled advances, settling the unrecognized and settled loan balances and strengthening the internal controls. Further committee continuously reviewed the action taken to correct the weaknesses pointed out by the Auditor General's Report and the Audit Queries issued during the year 2019.

**5. Audit Committee Meetings**

The Audit Committee meetings were held at four occasions within the year ended as at 31<sup>st</sup> December 2019. All the Audit Committee members actively participated in all the committees. A representative from the Auditor General's Department participated at every meeting of the Audit Committee as an observer. Other staff members from the University were also invited when required. Senior Assistant Internal Auditor act as the Secretary of the Committee.

**Conclusion**

The committee was satisfied with the success of the follow up activities based on the recommendations on the matters considered by the committee in the year 2019.



Chairman  
Audit Committee  
University Of Kelaniya

**13. OBSERVATION OF THE COUNCIL OF THE UNIVERSITY OF KELANIYA ON THE REPORT OF THE AUDITOR GENERAL**

My No: UK/IA/FAR/2019/Final

Your No: HED/E/UOK/1/2019/10

24<sup>th</sup> November 2020

Auditor-General,  
National Audit Office,  
No. 306/72,  
Poldoowa Road,  
Battaramulla

**Report of the Auditor General on the Financial Statements and the Other Legal and Regulatory Requirements of the University of Kelaniya for the Year ending 31<sup>st</sup> December 2019 in terms of Section 12 of the National Audit Act No. 19 of 2018.**

The clarifications with reference to your equal numbered report of the Auditor-General dated 18<sup>th</sup> August 2020 as per Section 12 of the Audit Act No. 18 of 2018 on the financial statements for the year ended on 31<sup>st</sup> December 2019 are presented as follows:

**1. Financial Statements**

**1.1 Disclaimer of Opinion**

**1.2 Basis for Disclaimer of Opinion**

Steps have been taken to reevaluate lands and buildings that were not revalued and include them in the financial statements for the year 2020.

- (a) Steps have been taken to correct it in the year 2020.
- (b) Steps will be taken to correct it in the year 2020.
- (c) Has been corrected in the year 2020 by the Journal No. R-0111.
- (d) Necessary instructions have been given to minimize these defects in future.
- (e) It is the policy of the University to depreciate furniture by 10%, office and electric equipment by 20% annually under the straight-line method. Steps have been taken to mention this under the depreciation policy of the financial statements and account the

furniture and office equipment as two separate categories in the Financial Statements of the year 2020.

- (f) Though at the time of the audit, there was an issue regarding binding the journal vouchers in stack, there was no disturbance to audit such vouchers. The journals in stack had been produced for the Government audit Division.

The matters such as the book-binder post which is responsible for binding the vouchers had been vacant, a new recruitment had not been done due to the absence of a stable government and the effects of the COVID-19 had caused the delay in producing the journal vouchers to the Government audit Division.

According to the letter on requesting journal voucher, numbered HED/E/UOK/ 10/2019/1 and dated 04<sup>th</sup> March 2020, the following journal vouchers had been produced to the Government audit Division.

- .1 dated – 2020.03.045 journal vouchers on recurrent expenditure
- .2 dated – 2020.03.1113 stacks of journal vouchers on the expenses incurred from the earned income
- .3 dated – 2020.03.1210 stacks of journal vouchers for the recurrent expenditure

In addition, the sub-sheet books of all the journal vouchers were submitted to the Government Audit Section.

As the Government Audit Section was established within the University, any matter could be resolved. As it is observed that this matter had not been settled due to the COVID-19 effects and necessary approval for the relevant payments had been obtained, it is clear that the transaction of those vouchers do not have any significant impact on the financial outcome.

- (h) The Peoples' Bank – Kelaniya branch is contacted daily to obtain information on the direct credits that cannot be daily identified with respect of the Bank accounts.

With regard to the direct credits, though copies of the money depositing slips are obtained from the Bank, it has been unable to identify the direct credits as relevant information for the income credits are not indicated on those copies.

All the sections of the university have been informed about the direct credits that cannot be identified and these direct credits are accounted as mixed income under the covering approval of the Finance Committee due to the absence of information.

## 2. Report on the Other Legal and Regulatory Requirements Reference to Laws/Regulations

### i. Financial Regulations 371

<b>Date of Advance Receipt</b>	<b>Name of Recipient</b>	<b>Amount (Rs)</b>	<b>Reason for Non-settling</b>
18.08.2016	Prof. Sunanda Maddumabandara	74,250.00	Has been reduced from the University Provident Fund.
31.08.2018	HAKS Sanjeewani	82,200.00	Steps have been taken to reduce from the salary.
09.12.2018	Dr. CSK Rajapaksha	20,000.00	Has been settled.
06.11.2010	Mr. JTS Gunasena	100,000.00	
05.07.2017	Dr. HM Herath	75,000.00	Though vouchers have been received for settlement, have been returned to the relevant sections to correct the defects.
21.10.2014	Prof. RKLMDharmasiri	66,000.00	
24.11.2017	Dr. PA Amarasinha	71,000.00	
08.10.2018	MPDS Somarathna	82,500.00	
01.08.2017	Dr. Anusha Edirisinha	50,000.00	Have not been settled yet. Letters have been sent informing to settle them.
10.01.2017	Dr. M Gunananda Thero	168,000.00	
23.02.2018	Dr. M Gunananda Thero	50,000.00	
01.05.2018	Dr. Chandima Bogahawatta	100,000.00	
01.08.2018	Dr. MG Kularathna	200,000.00	
06.11.2010	Dr. PA Amarasinha	100,000.00	
	<b>Total</b>	1238,950.00	

ii. Financial Regulations 396

Cheques valuing Rs. 607,634.11 that had not been deposited as at 31.12.2017, have been transferred to the income under the approval of the Council as no response had been received after informing the drawers. Steps are being taken during these days to inform the relevant drawers about the cheques for the period from 01.01.2018 to 28.06.2019 and action has been taken to transfer the cheques for which no response is received, to the income in the due manner.

iii. Financial Regulations 571

Library deposits are released after the relevant student has submitted a request for it. Therefore, the University is unable to release the said amounts until requests from students are received.

During this year, a part of the library deposits of the students for the years 2013 and 2014, has been released. Such money would be released as per the requests of the students.

**3. Other Audit Observations**

(a) As the relevant international seminars and workshops have been concluded, action will be taken to submit the balance amount to the Finance Committee and make the corrections during the year 2020 as per the recommendations of the said Committee.

The balance regarding the One Asia Foundation programme has been transferred by the journal No. 143 to the Development fund of the Sinhala Department. (has been recommended by the Finance Committee no. 2020-05.)

Progress of the Project on Constructing a Hostel for the Foreign Students of the Pali and Buddhist Department

<b>No.</b>	<b>Description</b>	<b>Date</b>
01	Submitting project planning proposals to the University Grants Commission	06.10.2017
02	Approval of the University Council	12.09.2017
03	University Grants Commission requesting information	26.02.2018
04	University Grants Commission requesting for a Performance Report	23.07..2018
05	Approval of the University Council again	09.10.2018
06	Re-submitting the project planning proposals as per the request of the University Grants Commission	16.11.2018
07	Notice to re-apply as per the application of the new project plan of the University Grants Commission	01.04.2019
08	University informing that it is not complying with the new application and re-consider.	08.04.2019
09	Informing the University that the project planning proposal needs to be re-submitted according to the new application.	16.05.2019
10	University re-submitting the project planning proposal according to the new application	07.06.2019
11	Has been approved by the National Procurement Department.	19.12.2019
12	A letter has been sent to the Secretary of the Ministry of Education requesting to take action for obtaining the approval of the Cabinet of Ministers.	20.08.2020

(b)

Gift Funds		
01	Rev. Kudawele Wangeesa Thero Memorial Scholarship Fund	This scholarship has awarded Rs. 1000/- to three under-graduates on 08.07.2020.
02	Buddhadasa Galappaththi Gift	Necessary action has been taken to award Rs. 1000/- for one under-graduate on 03.03.2020.
03	P.A.P.A. Chandrasekara Scholarship	As the Council has approved to award this scholarship to three undergraduates, it has been referred for the approval of the Faculty Board to award Rs. 20,000/- to each undergraduate.
04	Dr. P.D. Kannangara Scholarship	It is awarded to the undergraduate that scores the highest marks at the examinations of the two semesters of the B.A. first year History Degree programme in the academic year 2017/2018.
05	M.A.P. Manthreerathna Memorial Scholarship	Letters have been sent on 18.02.2020 and 10.09.2020 to the Department head of the Department of Physical Sciences about the inactive position and in response, its criteria have been amended and has been submitted to the Senate.
06	Medha Sri Ariyawansha Scholarship	As at 31.12.2019, the interest balance of this scholarship is Rs. 11,384.14. New criteria for this scholarship has been prepared and referred to the approval of the Council.
07	Rev. Panditha Mudukatuwe Sri Gnanarama Incumbent Thero Gift and Rev. Dr. Kakkapalliye Anuruddha Incumbent Thero Gift	As the existing criteria is prepared in the year 1996, a new criteria has been prepared and action has been taken to implement it from the academic year 2017/2018.
08	Dr. KMP Kulasekara Scholarship Fund	It has been awarded to the undergraduate that scored the highest marks at the examinations of the two semesters of the B.A. first year History Degree programme in the academic year 2017/2018.
09	Prof. AS Dissanayaka Fund	A Convocation has not been held in the year 2019 to award this gift fund.

10	Prof. Kalo Fonseka Scholarship Fund	A Convocation has not been held in the year 2019 to award this gift fund.
11	Gift Fund of the Family Medicine Department	A Convocation has not been held in the year 2019 to award this gift fund.
<b>Scholarship Funds</b>		
01	PP Jayawardana Scholarship Fund	As the criteria for this scholarship was prepared in the year 1983, and there are issues in the payments, action has been taken to prepare new criteria.
02	Maries Wener Scholarship Fund	This scholarship has been awarded to two undergraduates on 08.07.2020 as Rs. 20,000/- for each student.
03	Prof. Shelton Gunarathna Scholarship Fund	This scholarship has been awarded to ten undergraduates on 15.07.2020 as Rs. 5,000/- for each student.
04	Prof. Piyadasa Ranasinha Scholarship Fund	Necessary action has been taken to award a gold plated plaque to one undergraduate on 05.07.2020.
05	Prof. WS Karunathilaka Memorial Scholarship	This scholarship has been awarded to six undergraduates on 24.07.2020 as Rs. 12,325/- for each student.
06	Rathnakara Scholarship Fund	A letter in this regard had been sent on 06.09.2020 to the Head of the Department of Linguistics and in response, scholarship awarding matters have been initiated.
07	Prof. Lenus Silva Scholarship/ Agnus Peduru	Letters had been sent to the Head of the Department of Commerce and Management Studies about the inactive status of this scholarship and in response, it has been informed that action to prepare criteria had been initiated and it is implemented from the year 2020.
08	Hawanpola Sri Rathnasara Scholarship	The head of the Department of Pali and Buddhist Studies had prepared new criteria to award this scholarship and has referred it for the recommendations of the Faculty Board.



(c) This amount has been paid as the casual allowance to 16 academic staff members for the study tour in the year 2019 of the MBA course of the Faculty of Commerce and Management Studies. Action had been taken to obtain the approval of the Cabinet of Ministers for this purpose and steps will be taken to recover the said amount from the said staff members if the said approval is not received.

(d) Five cameras, seven computers purchased in the year 2016 and cameras, televisions and computers purchased on 27<sup>th</sup> January 2017 are included in the stock inventory of the Department and instructions have been issued by way of a letter signed by the Vice-Chancellor had been issued to the Heads of Units to utilize them for the academic purposes of the undergraduates.

(e) All the employee loans approved by the University Grants Commission, including the distress loans and transport loans are recovered in 60 installments. Accordingly, loans are recovered in a period of 6 year and a monthly interest of 4.2% is incurred. Therefore, an amount of Rs. 82,561,766/- is remained as the balance from the year one to year four.

The loan balances exceeding five years should be as Rs. -/676,096 and an amount of Rs. 335,039/- is in active status and an amount of Rs. -/173,407 had been paid as at July 2020.

An amount of Rs. 341, -/057 has been identified for a long time as an unrecoverable loan and action has been taken to release most of the loans with the release of the Provident Funds.

Information on two loan balances in which the years 1994 and 2000 are mentioned as the final years for the loans, cannot be found and these two loans are identified as doubtful debts.

(f) The Faculty of Humanities is maintaining a Registry for marking the attendance of the visiting lecturers and each Department is monthly analyzing the accuracy of the attendance records and the number of hours of the visiting lecturers when their payments are made.

(g) Allocation of lecture hours for the visiting lecturers is done by the relevant Department. At present, there are 637 vacancies in the academic staff and paper advertisements have been published to fill some of the vacancies in that staff while interviews have been scheduled for the vacancies for which applications were called.

(h) Steps will be taken to return the balance provisions of the completed researches and balance of some research have already returned. The balance money of the research projects that have been stalled, have been transferred to other research under the approval of the Council.

Some of the research projects have not been implemented in the previous year due to the absence of research factors, but they are to be implemented further.

With regard to the non-functioning projects, action will be taken to inform the researchers and recover the amounts after obtaining the approval of the Finance Committee.

(i) There are 23 lecturers who have violated the contract and bond due to not reporting to duty after going abroad for the post-graduate and doctorate studies and the amount due from is Rs. 111,394,575.30. For the academic staff, foreign study leave is recommended to fulfill their post-graduate degree qualifications. It is not possible to limit these leaves.

(j) The steps to update the fixed assets registry have already been initiated and the revaluation of the assets has been almost completed. As there were no clear details on the purchasing value and dates of the disposed assets, it was unable to adjust to the accounts. However, the preparation work of the 2020 fixed assets registry has been implemented.

(k) Details of the lecturers who had gone abroad for completing the post-graduate qualifications but had returned without completing the said qualifications are as follows:

Name of the Lecturer	Current Status
Mrs. Anusha Salwathura	Has submitted the Doctorate degree certificate.
Prof. Mrs. Uda Hettige	Has submitted a letter stating that the research thesis has been submitted.
Mrs. G.K. Rathnayaka	Further reading for the Doctorate degree.
Mrs. D.K. Manathunga	Further reading for the Doctorate degree.
Mr. M.D.P. Peiris	Further reading for the Doctorate degree.

Senior Prof. N.R. De Silva  
Vice-Chancellor

Copies:- 01. Chairman - University Grants Commission  
02. Secretary - Ministry of Education  
03. Secretary - Ministry of Finance