


UNIVERSITY OF KELANIYA

SRI LANKA

ANNUAL REPORT AND ACCOUNTS

2022



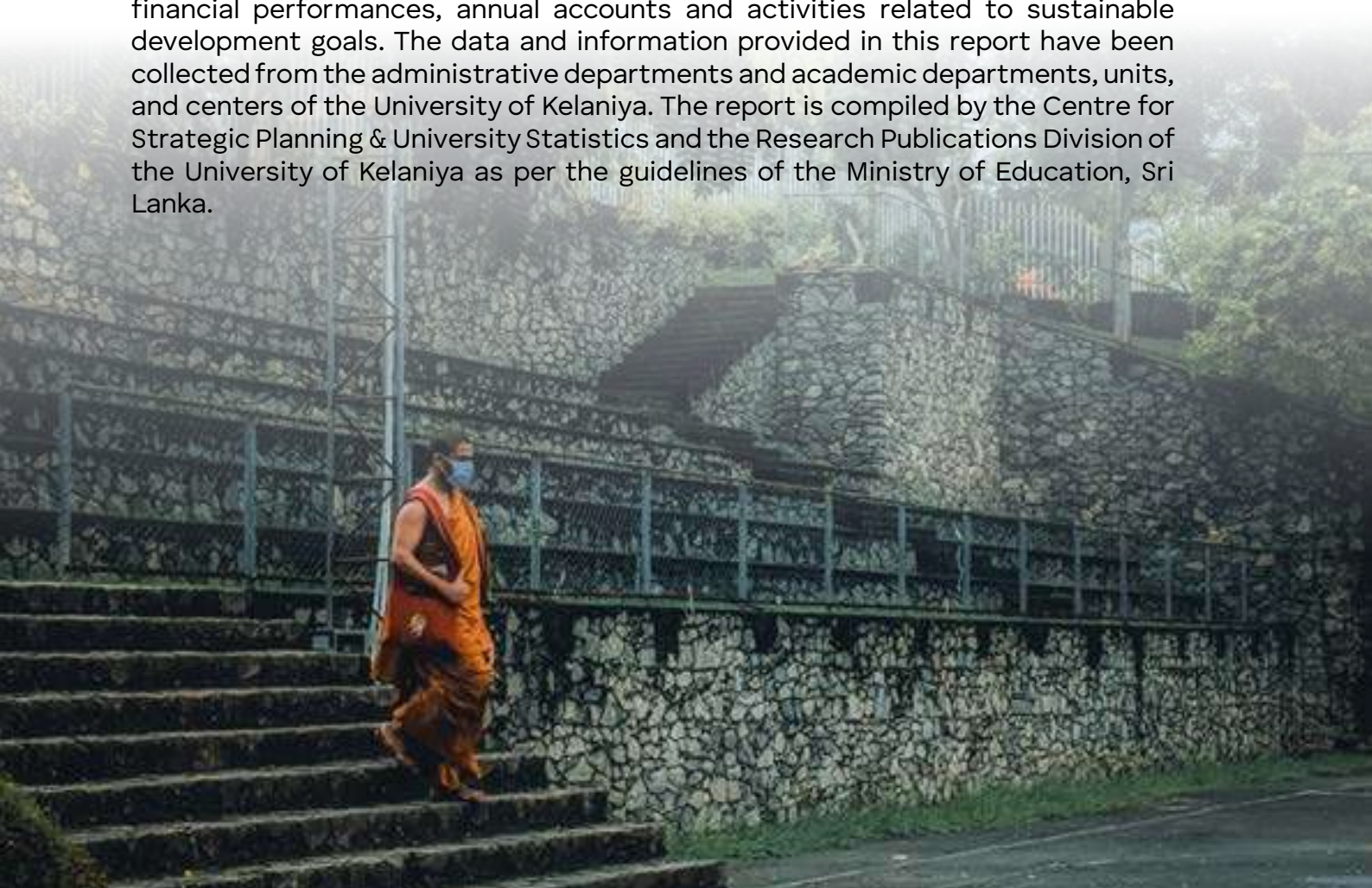
UNWAVERING IN THE FACE OF CRISIS



About This Report

This report presents information about the University of Kelaniya for the year 2022. It employs the integrated reporting approach and covers the strategy, governance performance, and prospects of the University from January 1, 2022, to December 31, 2022.

The report consists of information on students, graduate output, human resources, research and innovations, awards and achievements, sports activities and achievements, welfare facilities, infrastructure development projects and financial performances, annual accounts and activities related to sustainable development goals. The data and information provided in this report have been collected from the administrative departments and academic departments, units, and centers of the University of Kelaniya. The report is compiled by the Centre for Strategic Planning & University Statistics and the Research Publications Division of the University of Kelaniya as per the guidelines of the Ministry of Education, Sri Lanka.





Vision

“ To become a centre of excellence in the creation and dissemination of knowledge for sustainable development. ”

Mission

“ To nurture intellectual citizens through creativity and innovation, who contribute to national development. ”

Objectives

01

To create a high quality and flexible teaching and learning environment.

02

To develop the highest quality faculty and staff to attain the strategic goals of the University.

03

To create a high quality and flexible teaching and learning environment.

04

To develop the highest quality faculty and staff to attain the strategic goals of the University.

05

To develop an excellent system of governance through efficient and effective administration and financial management

MESSAGE OF THE VICE - CHANCELLOR

“

I am confident that we will recover from this economic crisis, the worst we have faced in recent history. However, to do so as quickly as possible, each of us needs to work extra hard and support the national effort.

”

The University of Kelaniya is one of the leading higher education institutions in Sri Lanka. We have a stated mission of contributing to national development and remain committed to outstanding service.

In the middle of 2022, as the health impact of the COVID-19 pandemic gradually waned in Sri Lanka, the economic crisis caused by the lack of foreign reserves resulted in severe shortages of electricity and fuel, giving rise to many challenges for the education sector. However, the University of Kelaniya was able to face these challenges successfully too, in the same way, that it was able to manage the COVID-19 pandemic in an exemplary fashion. Despite innumerable challenges, 2022 was a significant year for the University of Kelaniya. For the first time since March 2020, we were able to resume all classroom and extracurricular activities on site from September 2022 onwards. Furthermore, owing to intensified Research and Innovation activities by academic staff, the University of Kelaniya went over the threshold of 1000 publications indexed in SCOPUS in the immediately preceding five-year period, with at least 150 indexed articles per year. Thus, the University of Kelaniya was granted Reporter status in the Times Higher Education World University Rankings for 2023 and listed in the 600th-700th position in the Times Higher Education Impact rankings which focus on the UN Sustainable Development Goals. For the first time in the University's history, we were able to successfully file three international patent applications under the Patent Cooperation Treaty (PCT) of the World Intellectual Property Organization (WIPO).

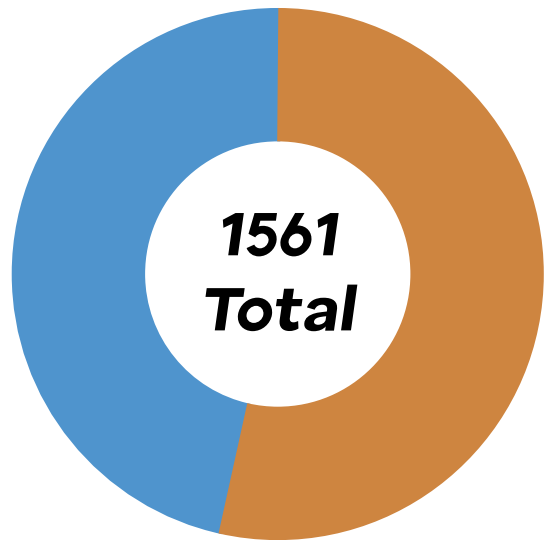
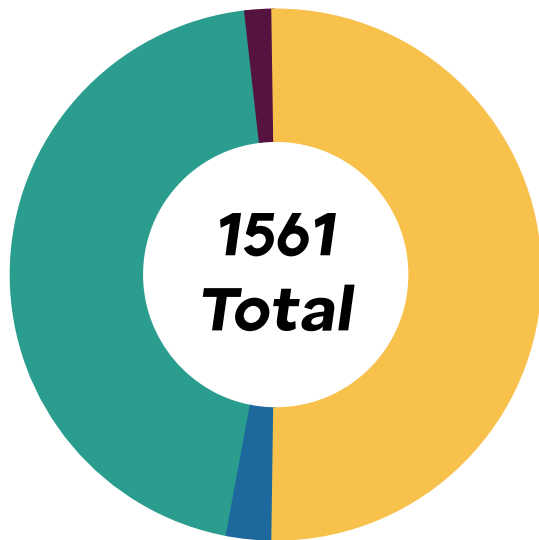
I thank all those members of the academic, executive, academic support, and non-academic staff who worked enthusiastically and tirelessly, with selfless dedication, during an extremely challenging period, to make 2022 another successful year for the University of Kelaniya.



Senior Professor
Nilanthi de Silva
Vice- Chancellor,
University of Kelaniya

FACTS & FIGURES

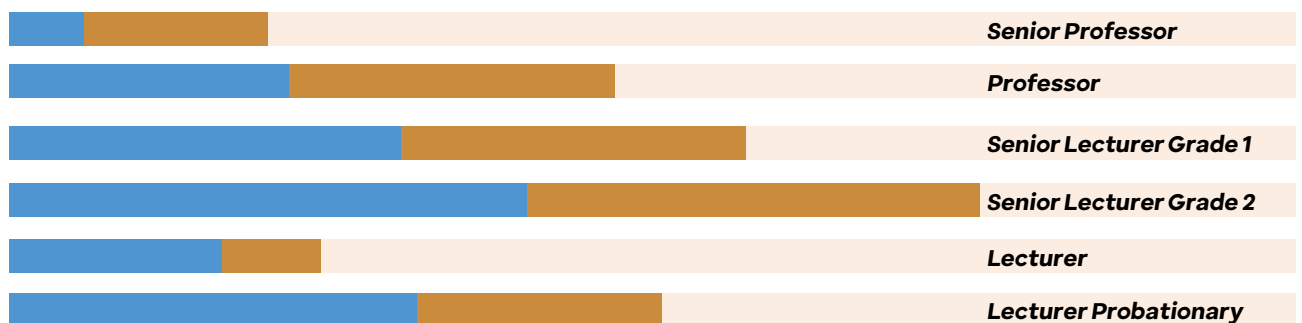
STAFF OF THE UNIVERSITY



■ Academic Staff	699 44.8%	■ Female	721 46%
■ Administrative, Financial & Other Staff	35 2.2%	■ Male	840 54%
■ Academic support Staff	48 3.1%		
■ Non-Academic Staff	779 49.9%		

Figure 1 : Staff by category (Academic staff includes 12 members of library staff)

Figure 2 : Staff by gender




Senior Professor	■ 15	■ 37	
Professor	■ 53	■ 62	
Senior Lecturer Grade 1	■ 76	■ 67	
Senior Lecturer Grade 2	■ 100	■ 88	
Lecturer	■ 42	■ 19	
Lecturer Probationary	■ 81	■ 48	

■ Female
■ Male


Figure 3 : Academic staff by position, excluding library staff

FACTS & FIGURES



Doctoral Degree	355 45.4%	Master's Degree	203 26%
Mphil Degree	76 9.7%	Diploma/Bachelor's Degree/PG Diploma	148 18.9%

Figure 4 : Qualifications of the staff - Academic staff, academic support staff, administrative, finance, and other executive staff



Master's Degree	05 0.6%	Passed GCEA/L Examination	336 43.1%
Bachelor's Degree	85 10.9%	Passed GCE O/L Examination	181 23.2%
Completed Diploma	45 5.8%	Up to GCE O/L	127 16.3%

Figure 5: Qualifications of the staff - Non-Academic staff

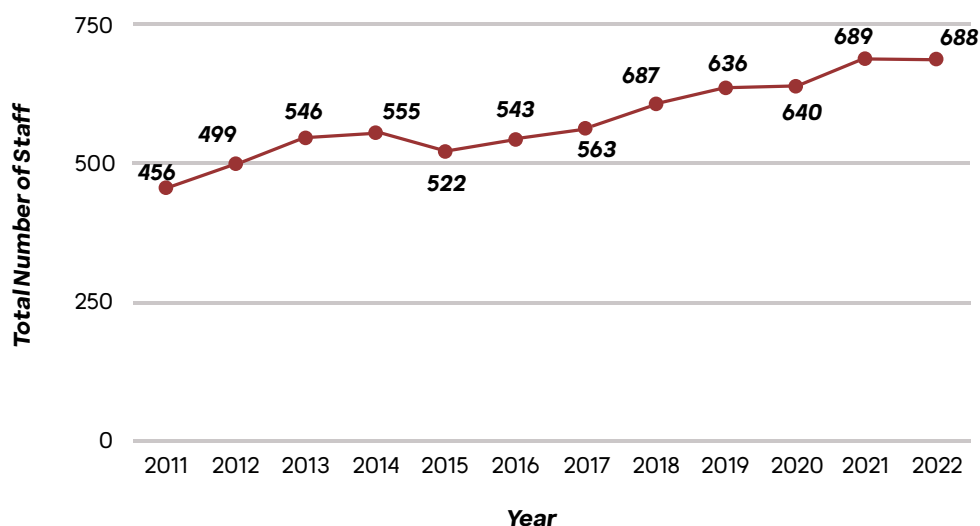


Figure 6 : Total number of Academic staff over years (excluding library staff)

FACTS & FIGURES

STUDENTS OF THE UNIVERSITY

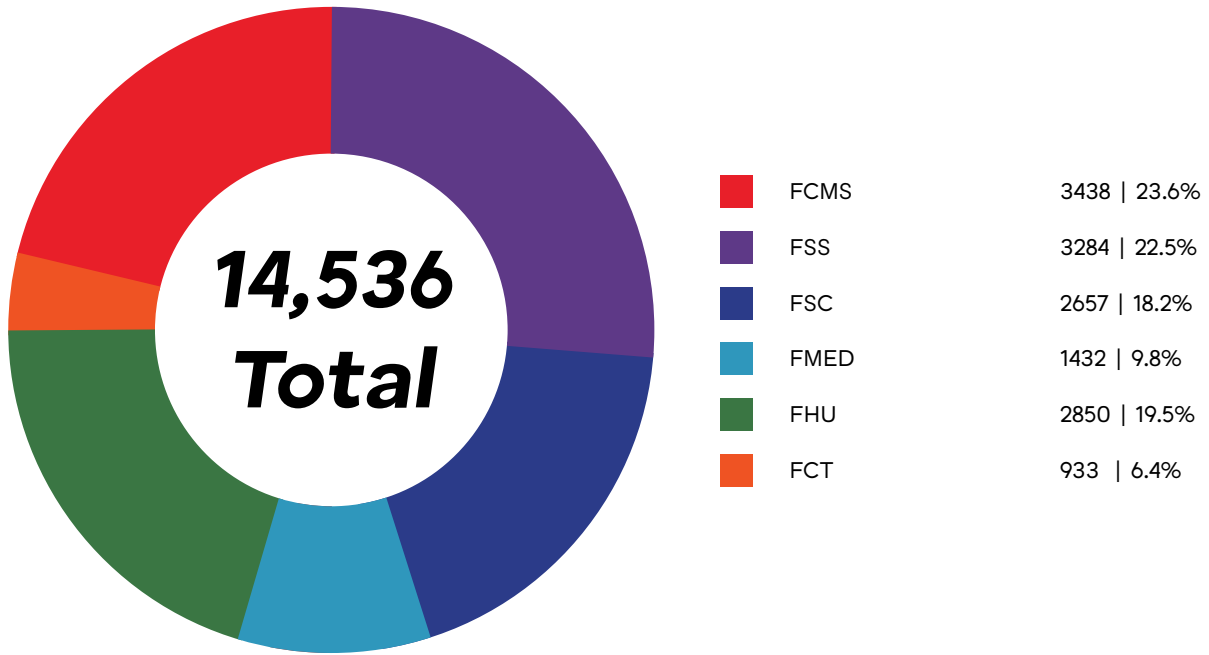


Figure 7 : Total undergraduate student enrolment by Faculty as of December 31, 2022

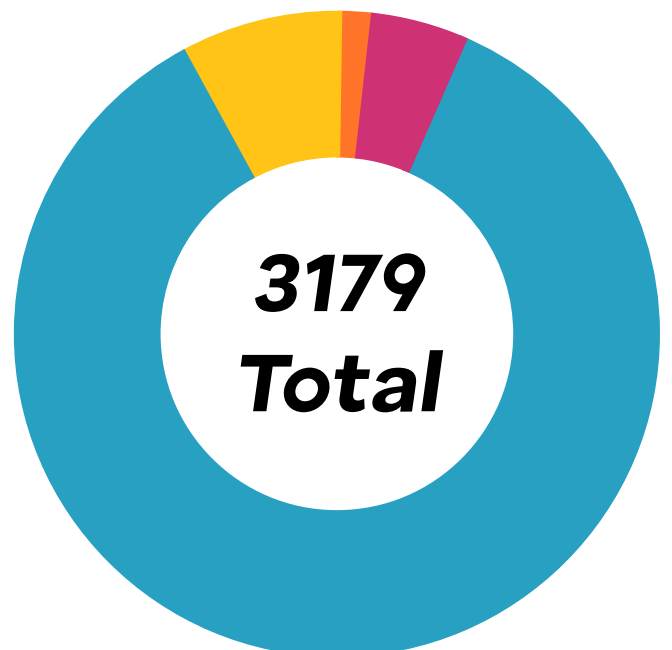



Figure 8 : Total postgraduate student enrolment by type of program as of December 31, 2022

FACTS & FIGURES

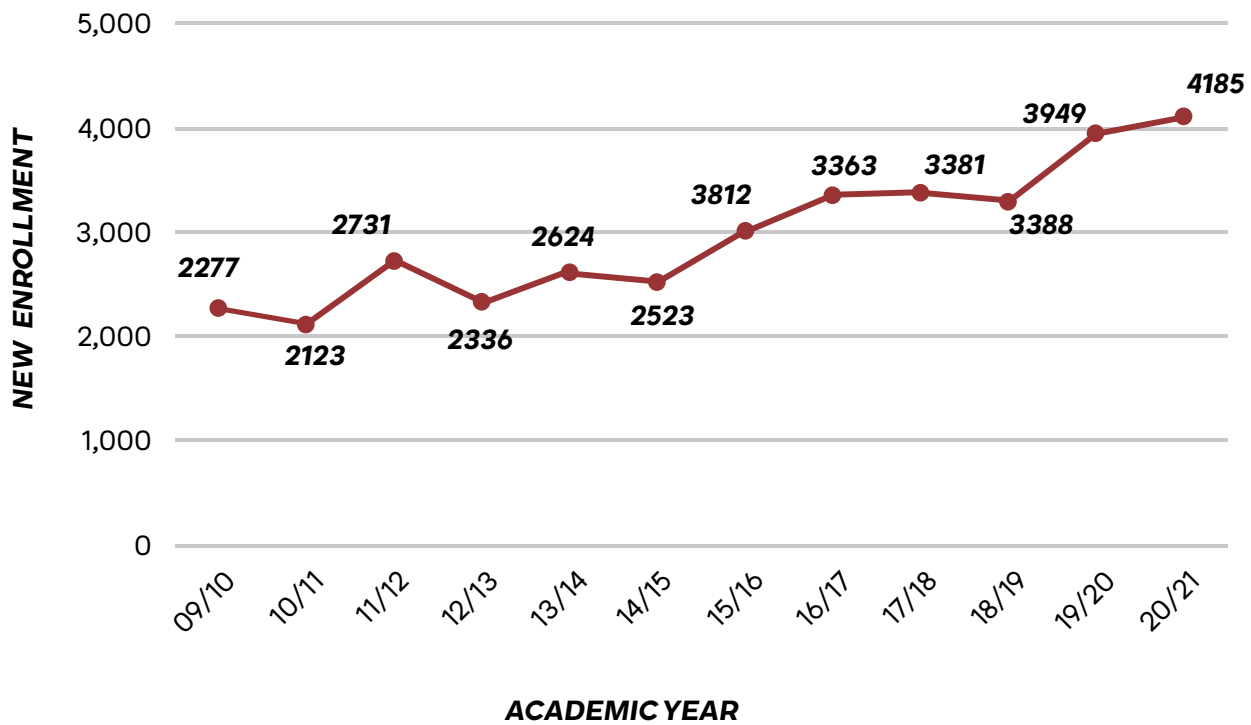


Figure 9 : New entrants to internal undergraduate programs

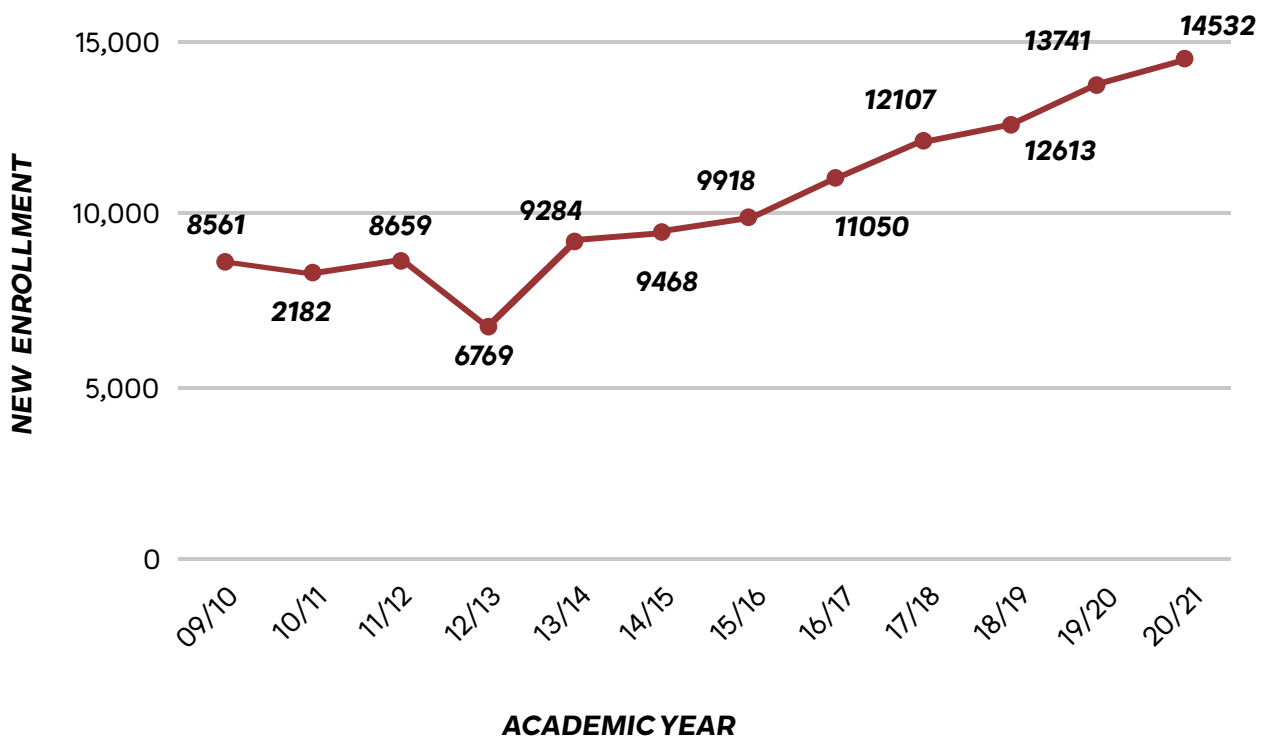
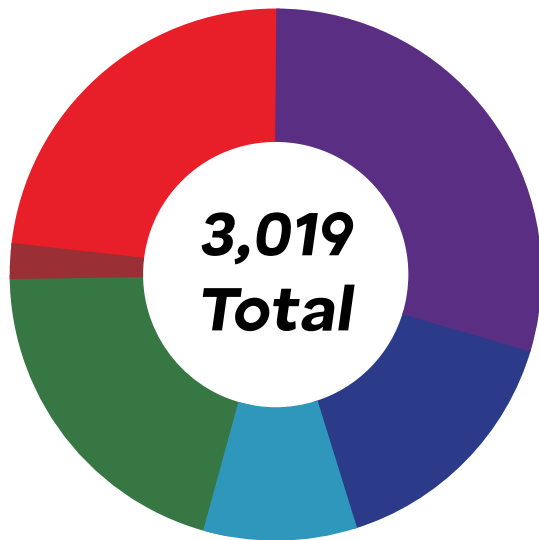


Figure 10 : Trend in total internal undergraduate student enrollment

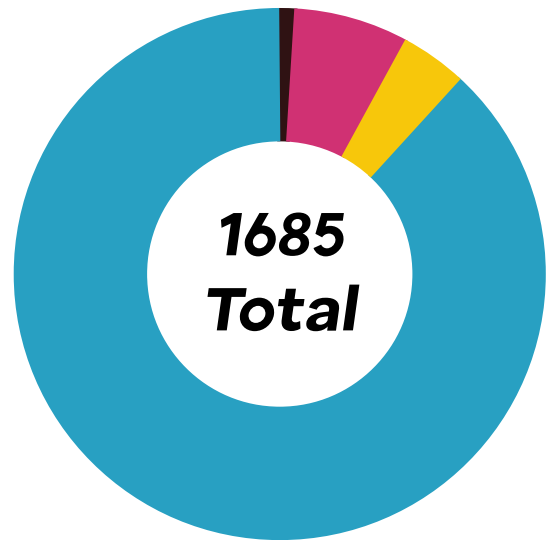
FACTS & FIGURES

QUALIFICATIONS AWARDED BY THE UNIVERSITY



■ FCMS	665 23.3%	■ FMED	211 7.4%
■ FSS	857 30.1%	■ FHU	604 21.2%
■ FSC	486 17.1%	■ FCT	27 0.9%

Figure 11 : Undergraduate output by Faculty



■ PG Diploma	51 3%
■ Mphil Degree	32 1.9%
■ Doctoral Degree	26 1.5%
■ Master's Degree	1576 93.5%

Figure 12 : Postgraduate output

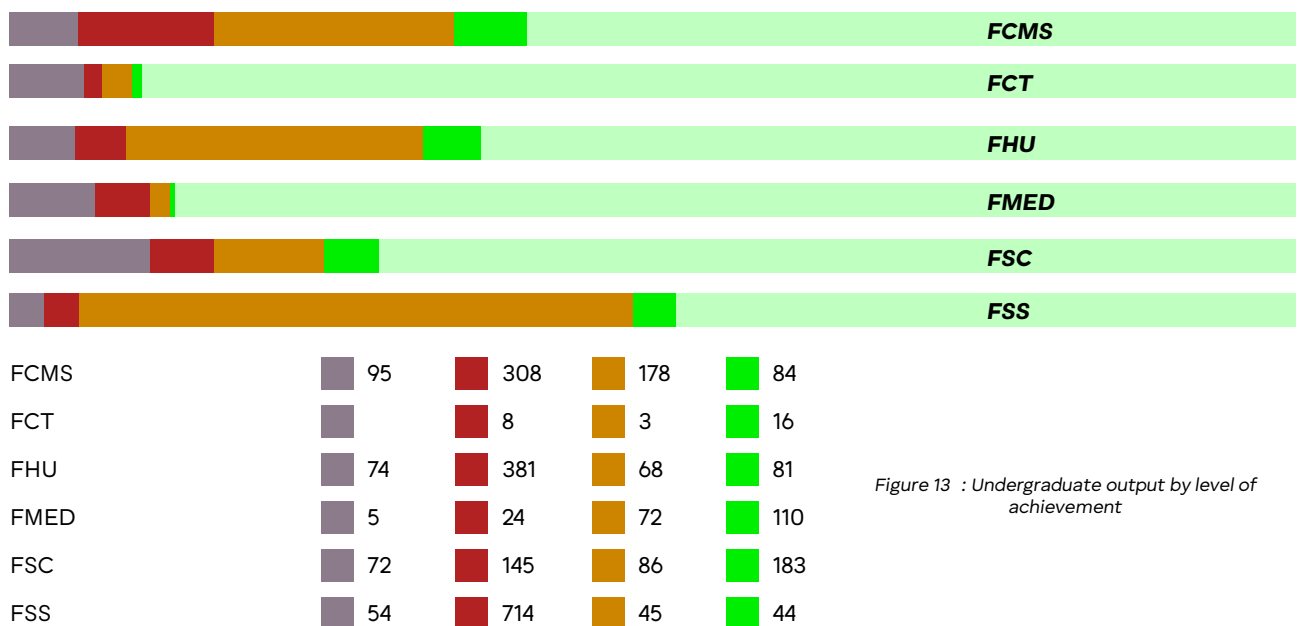


Figure 13 : Undergraduate output by level of achievement

FACTS & FIGURES

RESEARCH GRANTS AND SENATE AWARDS FOR RESEARCH

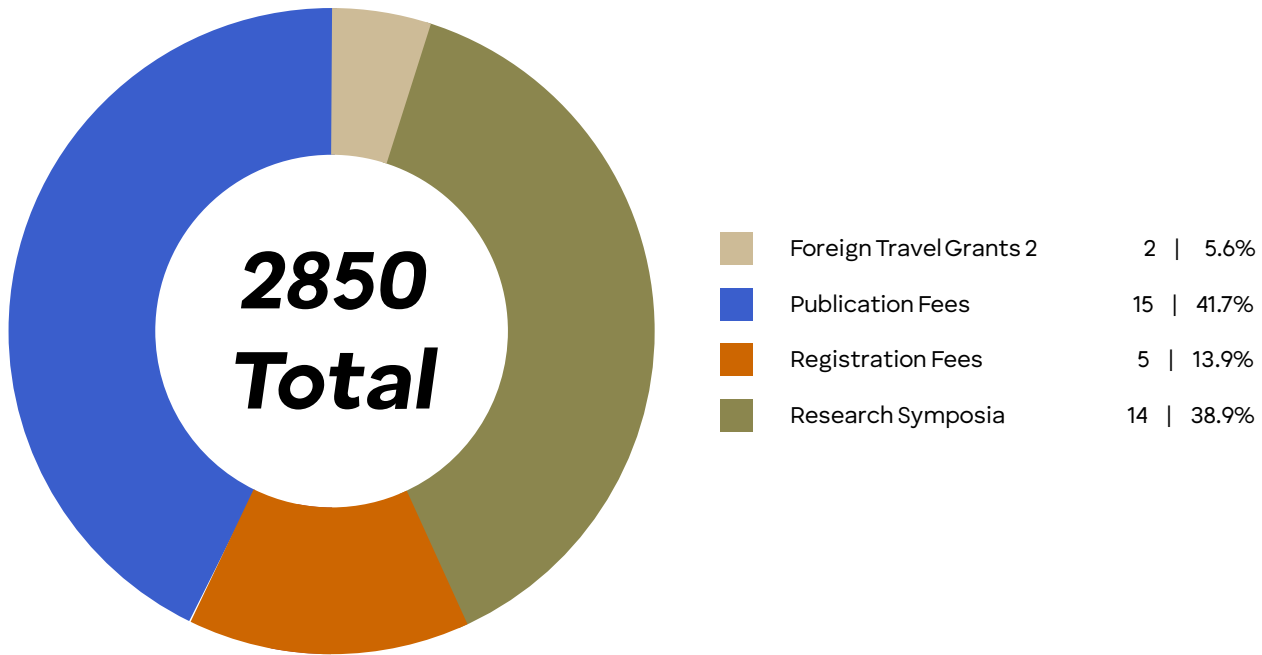


Figure 14 : Number of awards made with Research Council funds

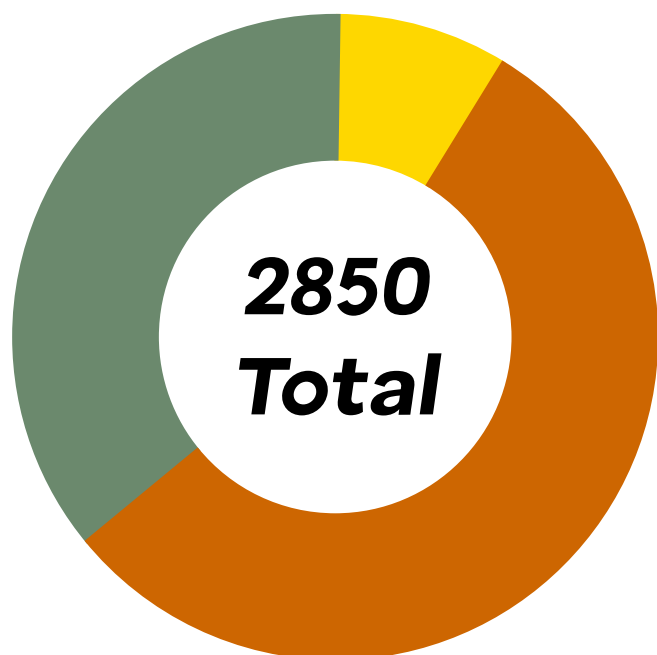
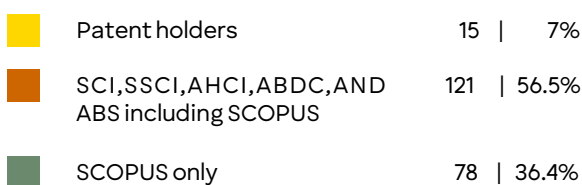


Figure 15 : Senate awards for publications and patents

CONTENTS

iii	Message of the Vice- Chancellor	52	Student Welfare Facilities
iv	Facts & Figures 2022	56	Sports Activities
X	Contents	61	Faculties, CDCE, and the Library
01	Introduction	104	Sustainable Development
08	University Governance	112	Financial Statements 2022
27	Students at the University	162	Reports based on Audit Information.
36	Graduate Output and Performance of Students	163	Report of the Auditor General
43	The Staff of the University	171	Observation of the Council of the University of Kelaniya on the report of the Auditor General.
46	Research & Development	177	Audit Committee report

LIST OF FIGURES

Figure 01	Staff by category (Academic staff includes 12 members of library staff)	iv	Figure 06	Total number of Academic staff over years (excluding library staff)	v
Figure 02	Staff by gender	iv	Figure 07	Total undergraduate student enrolment by Faculty as of December 31, 2022	vi
Figure 03	Academic staff by position, excluding library staff	iv	Figure 08	Total postgraduate student enrolment by type of program as of December 31, 2022	vi
Figure 04	Qualifications of the staff - Academic staff	v	Figure 09	New entrants to internal undergraduate programs	vii
Figure 05	Qualifications of the staff - Non-Academic staff	v	Figure 10	Trend in total internal undergraduate student enrollment	vii

Figure 11Undergraduate output by Faculty viii**Figure 12**Postgraduate output viii**Figure 13**Undergraduate output by level of achievement viii**Figure 14**Number of awards made with Research Council funds ix**Figure 15**Senate awards for publications and patents ix**Figure 16**Organizational Structure 03**Figure 17**Students of the University as of December 31, 2022 28**Figure 18**Employee categorization 43

LIST OF TABLES

Table 01Members of the Council 10**Table 02**Number of meetings held during 2022 13**Table 03**Vaccination programs of the year 17**Table 04**Issuance of information in 2022 as per the Right to Information Act 20**Table 05**Total yield of Vegetable cultivation 23**Table 06**Compost production in the University 25**Table 07**Paper recycling in the University 25**Table 08**Memorandums of understanding and Agreements 26**Table 09**Total student enrollment in internal degree programs – Local Students (as of December 31, 2022) 29**Table 10**Total student enrollment - External undergraduate programs 31**Table 11**Total student enrollment - Postgraduate programs – Local Students (As of December 31, 2022) 31**Table 12**Foreign students - Undergraduate degree programs 34**Table 13**Foreign students - Postgraduate degree programs 35**Table 14**Undergraduate output - Internal degree programs 37**Table 15**Undergraduate output - External degree programs 39**Table 16**Summary of the postgraduate output 39**Table 17**Postgraduate output 40**Table 18**Convocations and number of students conferred with degrees 42**Table 19**Existing staff of the university 44**Table 20**Highest academic qualifications of the staff 45

Table 21	Research & publications output of the University	47	Table 37	Staff of the Faculty of Computing & Technology	67
Table 22	Research symposia held in 2022 funded by Research Council	47	Table 38	Students by program of study of the Faculty of Humanities	78
Table 23	Details of internal research grants	48	Table 39	Usage statistics of the library	95
Table 24	Patents received by the University of Kelaniya in 2022	49	Table 40	Number of external graduates who were conferred degree in convocations held in 2022	102
Table 25	Patents filed by the University of Kelaniya in 2022	50	Table 41	Statement of financial performance	113
Table 26	S & T development output in 2022	51	Table 42	Statement of financial position	115
Table 27	Number of Mahapola and Bursary scholarship recipients	53	Table 43	Statement of cash flow	117
Table 28	Hostel recipients in 2022	55	Table 44	Statement of changes in equity	118
Table 29	Sports facilities	56	Table 45	Estimated useful lifetime of assets	125
Table 30	Sports events	57	Table 46	Court cases	126
Table 31	Events held in 2022 and participation	57	Table 47	Revaluation of assets	127
Table 32	Performances at the competitions	58	Table 48	Actuarial valuation of retirement gratuity	132
Table 33	Performance at the Inter-University Championships – 2022 (as of December 31, 2022)	58	Table 49	AHEAD project activities	135
Table 34	National team representations	59	Table 50	STHRD project activities	137
Table 35	Other positions held by staff	60	Table 51	Notes to the financial statements	140
Table 36	Recruitments of the Faculty of Computing & Technology	67	Table 52	Statement of comparison of budgeted and actual amounts	160



01. INTRODUCTION

The University of Kelaniya has its origins in the historic Vidyalankara Pirivena, founded in 1875 by Ratmalane Sri Dharmaloka Thero as a center of learning for Buddhist monks. With the establishment of modern universities in Sri Lanka in the 1940s and 1950s, the Vidyalankara Pirivena became the Vidyalankara University in 1959, later the Vidyalankara Campus of the University of Ceylon in 1972, and, ultimately, the University of Kelaniya in 1978.

The University has seven Faculties including 56 academic departments, four other academic units, and two affiliated institutes, namely the Postgraduate Institute of Pali and Buddhist Studies and the Postgraduate Institute of Archaeology.

The Faculties of Commerce & Management Studies, Graduate Studies, Humanities, Science, and Social Sciences are on the main premises of the University in Dalugama, while the Faculty of Medicine is located Ragama. The Faculty of Computing & Technology is currently in rented premises at Peliyagoda but will be re-located to a new building complex at Bulugaha Junction, Kelaniya in 2023.

In terms of other facilities, the main library of the University, the Medical Centre, the Department of Physical Education, the main Information and Communication Technology Centre, and the central administration divisions are also located on the main campus. Moreover, the Bhikkhu hostel as well as the girls' hostel complex are located within the Dalugama premises while the boys' hostels and some of the girls' hostels are in the surroundings of the main University premises. The Faculty of Medicine's administration divisions, hostel complex, sports facilities, and faculty library are at the Ragama premises.

The University of Kelaniya was the first institution to begin offering science courses in Sinhala. It also played a pioneering role in the establishment of academic departments in pertinent study streams. The Faculty of Science's Department of Industrial Management

and the Department of Microbiology were the first of their kind. Subjects relating to Linguistics, Fine Arts, Modern Languages, and Hindi were first offered by pioneering Departments in the Faculty of Humanities, while the Faculty of Social Sciences pioneered the establishment of the Department of Mass Communication and the Department of Library and Information Sciences for the first time in Sri Lanka. In 2022, the Department of Information Technology of the Faculty of Social Sciences was introduced as the latest department of the UoK.

Students of the University of Kelaniya are provided with specialized services through several special Units and Centres. These include the Student Affairs division, Career Guidance Unit, Personal Counselling Unit (Kalana Mithuru Sevana), Medical Centre, Physical Education Centre, Cultural Centre, the Arts Council, the Library (including Faculty Libraries), the Information and Communication Technology Centre and the International Student Affairs Unit. UoK has also established some specialized centers units for specific purposes. These include the Centre for Quality Assurance (CQA), Centre for Strategic Planning & University Statistics (CSPS), Media Unit, Staff Development Centre, Technology and Innovation Support Centre, Sustainable Development Centre, Centre for Distance and Continuing Education (CDCE), Centre of Excellence for Strategic Brand Identity Development (CBID), the Inter-Faculty Centre for Coordinating the Modular System (ICCMS) and the University Business Linkage Cell.

The human resources of the university include the academic staff, the administrative staff, the academic support staff, and the non-academic staff. The following diagram illustrates the organizational structure of the University (Figure 1).



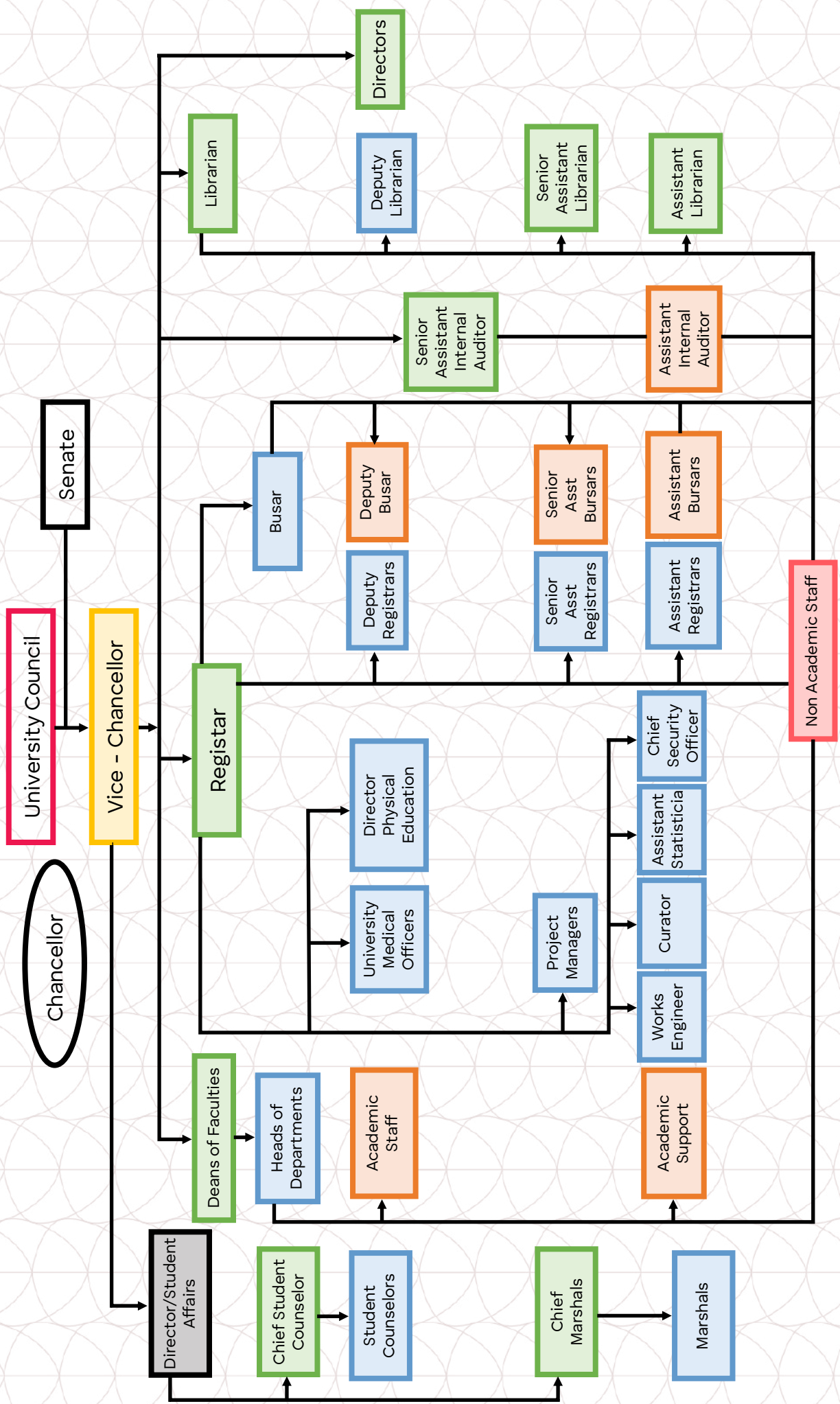


Figure 16 : Organizational Structure

YEAR IN REVIEW

INTRODUCTION

Education was already in crisis prior to the current economic crisis, due to the Covid-19 pandemic. The University of Kelaniya accepted the task of providing online education for all its students as the COVID-19 epidemic entered its third year and accelerated the shift to digitalized systems and processes for running operations. The university took several actions to enhance its digital infrastructure to support the increased demand for online learning activities and resources, various evaluation types, video conferencing platforms for meetings and conferences, and hiring practices. Simultaneously, the University took advantage of the opportunity presented by the physical absence of students to repair and upgrade hostels and other communal areas.


Several significant transitions took place in the year under review. Dr. Chamli Pushpakumara was elected as the new Dean of the Faculty of Computing Technology, while Senior Professor Kapila Seneviratne was appointed as the new Dean of the Faculty of Graduate Studies. Professor MM Gunathilake was re-elected as the Dean of the Faculty of Social Sciences, and Senior Professor SRD Kalingamudali was also re-elected as the Dean of the Faculty of Science.

Several academics of the University of Kelaniya were appointed to high posts in other institutions and organizations. These appointments include Prof. PMC Thilakaratne as the Vice-Chancellor of the Open University of Sri Lanka, Prof. JA Liyanage as Sri Lanka's Ambassador to Russia, Prof. KAS Dhammika as the Deputy Vice-Chancellor of the Kothalawala Defense University, Prof. PA Paranagama as the Director of the Institute of Indigenous Medicine, University of Colombo, Prof. HTCS Abeysena as the Director of the Postgraduate Institute of Indigenous Medicine, University of Colombo, Prof. PB Galhena as the Director of the Institute of Biochemistry, Molecular Biology and Biotechnology, University of Colombo, Dr. Romola Rassool as the Director of the Postgraduate Institute of English, Open University of Sri Lanka and Prof. AK Manatunga as Director General of the Department of Archaeology, Ministry of Cultural Affairs.

ACADEMIC ACTIVITIES, STUDENT INTAKE, AND GRADUATION

The University of Kelaniya resumed academic activities on-site on September 5, 2022, and from that day onwards, most of the lectures were conducted physically. A few were conducted online to compensate for shortages in classroom space.

A total of 4,129 new internal undergraduate students were enrolled for the academic year 2020/2021, and the total enrollment of internal undergraduates in the university of Kelaniya in 2022 thus increased to 14,548. The new enrollment of foreign students in the 2020/21 academic year for undergraduate degree programs was 23. The total number of students enrolled in external undergraduate programs was 102,402, while 3,179 students



were enrolled in postgraduate programs offered by the University of Kelaniya.

The graduate output of the year 2022 was 3,019 graduates from internal undergraduate programs, 3,040 from external undergraduate programs, and 1,685 from postgraduate programs. Further, 10 convocations have been held during the year 2022.

STAFF, APPOINTMENTS, AND RESIGNATIONS

A total of 42 academic staff members were recruited during the year 2022, and 35 academic staff members have resigned and retired from service. Two academic support staff were recruited and 2 resigned from service. Two individuals were recruited as non-academic staff, while 17 retired from service and five resigned from the University during the year. Accordingly, the University has recruited a total of 46 staff members, while 59 have resigned or retired from the University.

RESEARCH & DEVELOPMENT AND AWARDS

In 2022, UoK had 884 publications belonging to different categories such as full papers in SCOPUS-indexed refereed journals including e-journals, full papers in the non-indexed refereed journals including e-journals, abstracts and full papers in conference proceedings, book chapters, and textbooks published either by the author or by a publisher in which 218 are SCOPUS indexed publications.

To motivate academics in conducting research and to appreciate their research efforts, 121 Senate honors and cash prizes were given for articles published in journals which are indexed in Science Citation Index (SCI), Social Science Citation Index (SSCI), Arts & Humanities Citation Index (AHCI) in 2019, 2021 and 2022. Further, 58 Senate honors and cash prizes were given to academics who published their articles in journals which are indexed in SCOPUS in 2021 and 2022, while 20 Senate honors and cash prizes were awarded for full papers published in SCOPUS-indexed conference proceedings in 2020 and 2021. A total of 15 Senate honors and cash prizes have been awarded to those who obtained patents, while 2 foreign travel grants have been awarded as well.

Four Professors from the Faculty of Medicine of the University of Kelaniya, Senior Professor Janaka de Silva (Department of Medicine), Senior Professor Nilanthi de Silva (Department of Parasitology, and the Vice-Chancellor), Professor Anuradhani Kasturiratne (Department of Public Health) and Senior Professor Asita de Silva (Department of Pharmacology) were ranked among the World's Top 2% Scientists in the updated Science-wide author databases of standardized citation indicators published on 10th of October 2022. The analysis was performed by Stanford University, USA using data provided by Elsevier from their SCOPUS database. The four professors are among 38 scientists based in Sri Lanka who were included in the list.

RANKINGS

The University of Kelaniya was ranked as the leading Green University among the Sri Lankan Universities in the UI GreenMetric Ranking 2022, advancing in its global rank from 247 in 2021 to 241 in 2022, out of the 1050 universities which applied for the UI GreenMetric Ranking in 2022.

The University of Kelaniya applied for UI GreenMetric Ranking through the Centre for Sustainability Solution (CSS) and became the first state-sector university in Sri Lanka to adopt an environmental policy and align its strategic plan and key performance indices with the United Nations Sustainable Development Goals. The UI GreenMetric rankings were based on the performance from October 2021 to October 2022.

In addition, the University was ranked in 3rd place in Sri Lanka, and in the 601-800 group globally, in the Times Higher Education (THE) Impact rankings. It is the first time that the University of Kelaniya applied for THE Impact rankings, which are based on performance in relation to the UN Sustainable Development Goals. Moreover, the UoK applied for THE World University Rankings in 2022 and was able to achieve Reporter status.

The University was ranked in 4th place among the local universities and 691st place among the global universities by the SCIMAGO Institutions ranking in 2022. SCIMAGO is an interactive open-access platform that analyses research performance, innovation outputs, and societal impact. The University has shown good progress in SCOPUS-indexed publications during the past six years.

Moreover, the University of Kelaniya has ranked 6th locally and between 451-500 in the QS Asian University Rankings. The 2022 rankings were scored on 11 key indicators including academic and employer reputations, the number of staff holding a PhD and the percentage of international students.



OTHER HIGHLIGHTS

In terms of sports, the University of Kelaniya was able to become champions in four sports events in the Inter University Championships in Rugby (Men), Karate (Men), Volleyball (Men), and Carom (Men). Moreover, the University could become the 1st runners up in the Inter University Championships in the Basketball (Men), Volleyball (Women), Badminton (Men), and Karate (Women). Furthermore, the University teams could secure the place 2nd runners up in Wrestling (Men), Basketball (Women) and Track & Field (Women) and 3rd runners up in Badminton (Women), Tennis (Women), Netball (Women), and Hockey (Women).

Apart from achievements in the arena of sports, the University of Kelaniya was placed second in the Institute of Engineering and Technology's competition for "Innovative methods for waste management."

OUTLOOK FOR THE FUTURE

Currently, the University of Kelaniya prepares the strategic plan in 3-year cycles and the current cycle is 2022-2024. The action plan is prepared on a yearly basis and revised annually. There are five goals in the strategic plan of the university (see below).

- **Goal 1:** To create a high-quality and flexible teaching and learning environment.
- **Goal 2:** To develop the highest quality faculty and staff to attain the strategic goals of the University.
- **Goal 3:** To create a multi-disciplinary research culture of global standing.
- **Goal 4:** To improve the image of the university by widening the range of economic and social engagement.
- **Goal 5:** To develop an excellent system of governance through efficient and effective administration and financial management.

University of Kelaniya strives to look beyond 2030 despite the extraordinary circumstances created by the Covid-19 pandemic and the economic crisis in Sri Lanka. The University of Kelaniya has already entered the QS Asia University Rankings in 2022 and the Times Higher Education Impact Ranking. We will continue to strive towards improving the university rankings in the coming. The ongoing economic crisis has resulted in a drastic decline in funding from the Government of Sri Lanka. As a result, achieving the KPIs and completing the activities in the strategic and action plan looks to be a daunting task given the current economic landscape.

As the university looks beyond 2030, the strategic and action plan has been prepared to cater to the emerging education landscape, but the ongoing crisis is more than likely to hamper progress in activities included in these plans. Contributing to the national sustainable development agenda and improving graduate employability will continue to be key priorities for the university. It is noted that limitations in infrastructure could derail the accomplishment of short-medium-long term goals of the university.

Despite the ongoing challenges, the university has been able to initiate several collaborative partnerships with reputed international higher educational institutions. There is a burgeoning interest from the People's Republic of China, to provide Chinese students with the opportunity to obtain postgraduate and other qualifications from the University of Kelaniya particularly one-year Master's level programs offered by the Faculty of Commerce and Management Studies through the Faculty of Graduate Studies. The university will continue to explore international opportunities in the coming years with a view to improving research output and international student intake.



02. UNIVERSITY GOVERNANCE

The University of Kelaniya complies with the organizational structure and responsibilities outlined in the Universities Act No. 16 of 1978 and with regulations and guidelines provided from time to time by the circulars of the UGC.

The Council, Senate, and Faculty Boards are statutory bodies that formulate guidelines at various levels of action. The UoK organizational chart defines the positions of all staff and their duties, responsibilities, and reporting lines.



THE CHANCELLOR, VICE-CHANCELLOR, AND OFFICERS OF THE UNIVERSITY

The Chancellor is the head of the University who directs the convocation, while the Vice-Chancellor is the University's principal executive officer, principal academic officer, and accounting officer. The Vice-Chancellor is an ex-officio member and the chairman of the University's Council and Senate and is responsible for implementing the decisions taken by the Council and Senate. The Dean is the academic and administrative head of each Faculty and is the ex-officio chairperson of its respective Faculty Board. They are ex-officio members of the Council and the Senate. The Dean of the Faculty of Graduate Studies is responsible for coordinating and regulating postgraduate studies as well as specialized or multidisciplinary research carried out within the university, subject to the direction and control of the Senate. The Registrar is responsible for the disciplinary actions of non-academic staff and has custody of the records and property of the University. He is the ex-officio secretary of the Council and the Senate. The Librarian is responsible for the operations of the University library and is also an ex-officio member of the Senate. The Bursar is responsible for managing the university's finances and maintaining its accounts.

THE UNIVERSITY COUNCIL

The Council is the executive and governing authority of the University. The Council of the University of Kelaniya consists of the Vice Chancellor, seven Deans, two members elected by the Senate from among its members, and eleven members appointed by the UGC. The Vice-Chancellor chairs the Council while the Registrar serves as its secretary. Council members participate in all selection committees for recruitment and promotion of academic staff, as well as in the following statutory committees:

- Finance Committee
- Audit Committee
- Management Committee of the Centre for Distance & Continuing Education

Names	Participation in meetings(From 01.01.2022 to 31.12.2022)
Vice-Chancellor	
Senior Professor Nilanthi De Silva	13
Deans of the Faculties	
Dr. P. N. D. Fernando / Faculty of Commerce & Management Studies	13
Dr. R.L.C.S. Pushpakumara / Faculty of Computing & Technology	12
Snr. Prof J. M. D. Ariyaratne ¹	4
Snr. Prof. N.A.K.P.J. Seneviratne / Faculty of Graduate Studies	9
Dr. U.S. Senarath/Faculty of Humanities	13
Snr. Prof. (Mrs) S. J. de S. Hewavisenthi/Faculty of Medicine	11
Snr. Prof. S. R. D. Kalingamudhali/Faculty of Science	13
Prof. M. M. Gunathilake/Faculty of Social Science	13
Senate Nominee	
Ven.(Snr. Prof.) Induragare Dhammarathana Thero	9
Snr. Prof. N. A. K. P. J. Senavirathne ²	4
Snr. Prof. H.H. Sumathipala	8
UGC Appointees	
Prof. Harischandra Abeygunawardena	11
Mr. Rakhitha Shri Dharshana Abeygoonawardana	13
Prof. Ranjith Arthanayake	12
Mr. Sanjaya Bandara	6
Mr. S. M. Gotabaya Jayarathne	12
Prof. Ananda Patabandige	12
Prof. Nimal Perera	4
Prof. Rohan Rajapakse	12
Mr. L.E. Susantha Silva	12
Mr. S.K. Cyril Suduwella	12
Mr. Upali Wijayaweera	12
Secretary to the Council	
Mr. K.K.K. Dharmathilaka	13

Table 01 : Members of the Council

¹ Appointment period of Snr. Professor JMD Ariyaratne ended on March 08, 2022.

² Prof NAKPJ Seneviratne has served as the Senate nominee from January 1, 2022 to March 08, 2022

THE SENATE

The Senate is the academic authority of the University and comprises the Vice-Chancellor who is the ex-officio Chairperson, the Directors of the PGIAR and PGIPBS, Deans of Faculties, Heads of Departments, Senior Professors and Professors, the Librarian, and two academic members from each faculty who are elected from among the permanent academics of the respective faculty. The Senate, in the exercise of its duties, has appointed several Standing Committees in the following areas.

- Quality Assurance
- Curriculum, Learning, Teaching, and Evaluation
- Library
- Leave and Awards
- Research and Publications
- Admissions
- Honorary Degrees

FACULTY BOARDS

The Faculty Boards regulate matters connected with teaching, examinations, and research in the respective faculties, subject to the control of the Senate. All academic departments come under the purview of the respective Faculty Board. The departments of study are responsible for the development of curricula, teaching, assessments, research, and other relevant academic matters of each department.

GOVERNANCE DOCUMENTS: STRATEGIC PLAN AND ACTION PLAN

In 2022, the University of Kelaniya decided to adopt a 3-year Strategic Plan instead of a 5-year rolling Corporate Plan. The Strategic Plan for 2022-2024 is designed to be pragmatic, real, and relevant, influencing the university's vital institutional decisions and addressing the prioritized requirements of both staff and students while sharing the overall vision of the university with its partners for the next three years. This also sets the platform for articulating a set of values guiding the University's work over the next three years. The annual Action Plan is directly focused on the activities for 2022, in line with the Strategic Plan of the University for the period 2022-2024. Both the Strategic Plan and Action Plan have been approved by the Council of the University.

STATUTORY COMMITTEES

FINANCE COMMITTEE

The Council of the University of Kelaniya has appointed a Finance Committee (FC) to make recommendations concerning finance-related matters to support the Council. The composition of the FC is as follows.

- Vice-Chancellor – Chairperson
- Deans of Faculties
- Two members of the Council
- Registrar
- Bursar (Convener)

FC meets once a month and takes decisions on all matters related to the finances of the University. All financial matters, including program budgets, are properly evaluated in line with governing regulations and as per the university development plan. Recommendations of the FC are submitted for approval of the Council. FC receives matters referred by the Vice-Chancellor, Deans of Faculties, Registrar, Bursar, Heads of Departments, Heads of Divisions, or Senate. FC is one of the subcommittees of the Council.

PROCUREMENT COMMITTEES

The University of Kelaniya has its Department Procurement Committees (DPC) which are appointed by the Secretary of the Ministry of Education in line with the Procurement Guidelines of 2006 and its subsequent amendments. Thus, the University has two types of DPCs: the DPC (Major) and the DPC (Minor). DPC (Minor) takes up procurements below LKR 5 million while DPC (Major) takes up procurement up to 200 million as per current guidelines. The composition of the DPC (Major) is the Vice-Chancellor as chairperson, a member appointed by the Secretary of the Ministry of Education, and the Bursar as the 3rd member. The composition of the DPC (Minor) is the Vice-Chancellor as Chairperson, with the Registrar and Bursar as members. Meanwhile, a Supplies Committee (SC) is also appointed by the governing body to take up procurements of up to LKR 500,000/-. In addition, the University has a Project Procurement Committee (PPC) appointed by the Secretary of the Ministry of Education to oversee procurements made under the World Bank-funded AHEAD Project.

AUDIT COMMITTEE

As per the Public Enterprises Circular No. P.E.D./31, the Audit Committee meeting should be held at least four times a year. The main objective of the Audit Committee is to assist the Council to carry out efficient financial functions and related management activities of the University.

The main responsibilities of the Audit Committee are the review and supervision of financial statements, financial reporting, and the continuation of the audit process, the examination of any matters related to the finance of the University, the approval of the annual internal audit plans and programs, the supervision of the Internal Audit Plan and Program, the investigation of the external and internal audit reports and the follow up on recommendations. Their review, supervision, and examination of compliance with system controls to ensure effective performance, the review of performance at regular intervals for cost-effectiveness and elimination of wasteful expenditure, etc., ascertaining whether statutes, regulations, rules, and circulars are complied with are all responsibilities of the Audit Committee.

Table 2 : Number of meetings held during 2021

Student Committees	Number of meetings held
Council	13
Senate	12
Finance Committee	12
Audit Committee	4

ETHICAL STANDARDS FOR RESEARCH

The University has two Ethics Review Committees (ERC). The Ethics Review Committee of the Faculty of Medicine was established in 1995 to promote research ethics among undergraduates, postgraduate students, academics, and the wider community of researchers. Its primary objective is the protection of humans participating in biomedical research. This is achieved through review and monitoring processes carried out in accordance with the guidelines of the Forum of Ethics Review Committees in Sri Lanka (FERCSL guidelines) and other relevant national and international legislation and guidelines.

The Ethics Review Committee of the University of Kelaniya was established in 2016, with the aim of promoting high-quality research and is dedicated to maintaining the highest ethical standards as enshrined in its vision and mission. The ERC of the University of Kelaniya covers several aspects of research ethics pertaining to the research conducted by the Faculties of Commerce and Management, Computing and Technology, Graduate Studies, Humanities, Science, and Social Sciences.

HEALTH, SAFETY, AND WELL-BEING

The University Health Service strives to help the students and staff of the University to lead healthy, active lives. It contributes to the social well-being of the students and provides a comprehensive, preventive health service. “Adequate treatment and care even of mild ailments could prevent the occurrence of serious disease, minimize the rate of absenteeism from classes and control the spread of infection to others” are the main aims of management at the University medical center.

The Medical Centre provides OPD consultation, day treatment, and emergency treatment for the University community and patients may be referred to relevant clinics or transferred to tertiary care hospitals according to their requirements and situations. To provide these services, the Medical Centre has qualified staff, a well-equipped laboratory, a pharmacy, and other required sophisticated facilities. Dental clinics and Ayurvedic medical facilities are also available at the Medical Centre.

From January 2022 onwards, the University Medical Centre started a mental health clinic, which was facilitated by the Department of Psychiatry of the Faculty of Medicine, and especially meant to address psychological problems among youth. All counseling sessions and treatment are done by consultant psychiatrists and strict confidentiality is maintained.

The Medical Centre also engages in preventive medical care and community health of the university community through follow up and observation. In the event of the spread of communicable diseases such as Covid-19, dengue fever, and foodborne diseases, the University Medical Center implements preventive measures and health education activities for the University community.

HEALTH MANAGEMENT DURING COVID-19 PANDEMIC & POST COVID-19

The COVID-19 pandemic posed enormous challenges to the higher education system in Sri Lanka. By adopting national guidelines issued by the Ministry of Health and the University Grants Commission, the University of Kelaniya faced the pandemic successfully and continued with educational programs for its students, inclusive of online or physical teaching-learning activities, examinations, and research throughout 2022. Thus, the University of Kelaniya could continue with its academic programs with very little delay and bring all our students back on campus in September 2022.

The University of Kelaniya continued with its COVID-19 specific control program within its premises together with the national program in 2022.

A

COVID-19 RESPONSE COMMITTEE FOR REDUCTION OF RISK

This committee was chaired by Professor Rajitha Wickramasinghe, Professor of Public Health, Faculty of Medicine, and coordinated by Dr. Chinthaka Rathnayake, Chief Medical Officer (CMO). The Vice-Chancellor, Senior Professor Nilanthi de Silva, regularly participated in the meetings of this Committee.

The committee comprised 65 members including 7 Deans of the faculties, the Registrar, the Bursar, the Librarian, the Public Health Inspector, 2 members (academic and non-academic) from each faculty, Directors, Union leaders, the Head of the Dept of Medical Microbiology, Faculty of Medicine, Professor of Medical Microbiology, and the Medical Officer Health (MOH) at Kelaniya. Committee meetings were conducted fortnightly.

The mandate of the committee was to plan, prepare guidelines, implement, monitor, evaluate and review the situation and take timely actions.

The advice and guidance provided by the committee on deciding on the most appropriate measures to be taken by the university, and the steps taken by committee members to implement such measures and to continuously monitor and evaluate such measures made it possible to successfully manage the challenges posed by the pandemic over a period of more than two years, and to minimize its impact on our students and staff.

At its meeting held on 28 December 2022, the Committee decided to suspend any further meetings and COVID-19 related activities, on condition that they would be resumed if the need arose again.

EDUCATIONAL ACTIVITIES

B

Academic activities continued online during the first half of the year for most students, to minimize the risk of spreading covid-19. However, examinations and practical classes were conducted on-site where necessary, adhering to health requirements to ensure minimum gathering size and adopting the “bio-bubble” approach following a proper risk assessment.

From September 2022 onwards all academic activities and other extra-curricular activities resumed under strict covid-19 monitoring measures. Students with respiratory symptoms were isolated separately and monitored by the Medical Centre for 5-7 days before they were released for normal activities.

At its meeting held on 28 December 2022, the Committee decided to suspend any further meetings and COVID-19 related activities, on condition that they would be resumed if the need arose again.

C

MEDICAL CENTRE

All categories of health staff were continuously trained on procedures to be followed in their relevant fields, in the Microbiology and Family Medicine Departments of the Faculty of Medicine, the Colombo North Teaching Hospital, and the Office of the MOH/Kelaniya.

Additional funds were made available for the following control measures:

- Purchase of personal protective equipment (PPE), including face masks
- Sanitizers and disinfectants for lecture halls, hostels, classrooms, and vehicles (ambulance transporting positive cases, contacts)
- Posters (displayed in all units)
- Adequate foot operating hand washing areas
- Infrared thermometers for all the entrance points
- Improved facilities at the University Medical Centre

D

RAPID ANTIGEN TEST

Rapid antigen tests for SARS CoV-2 were conducted free of charge for students and staff, at the University Medical Centre and in the laboratories of the Department of Medical Microbiology in the the Faculty of Medicine. The Medical Centre conducted 1,117 Rapid Antigen Tests for students and staff.

RT-PCR

RT-PCR for SARS CoV-2 tests were conducted free of charge in the laboratories of the Department of Medical Microbiology in the Faculty of Medicine for members of the public who were tested as required by the Ministry of Health, in addition to the university community.

USE OF COVITRIAGE SL APP

The Covitriage SL App for COVID-positive patients was developed by a team of academics from the Faculties of Medicine and Science, along with officials from the Ministry of Health, for the assessment of risk, and identification of a medical management plan. It was especially useful for risk assessment of COVID-positive patients in the university before transfer to the quarantine center.

G

INTEGRATED HOME-BASED CARE CENTRE (IHBCC) AT UOK

The University guest house was converted into a well-equipped home quarantine center for COVID-positive patients among the university staff. A total no of 24 COVID-19 positive staff members were treated until March 10, 2022, after which the center was reverted to its original purpose as the University guest house.

H

MASS VACCINATION

Several vaccination programs were conducted on-site in Dalugama and Kelaniya for staff and students.

Table 3 : Vaccination programs of the year

Vaccination	Number of Staff	Date
Sinopharm 1st & 2nd dose	30	February 14, 2022
		February 15, 2022
Pfizer Booster dose	377	February 15, 2022
	42	September 28, 2022 September 29, 2022



WELFARE FACILITIES FOR POSITIVE COVID STAFF MEMBERS

I

Many University employees who tested positive for COVID19 or were first contacts of cases faced severe difficulties in finding treatment and/or isolation centers run by the Govt. or Ministry of Health. On the recommendation of the Covid 19 Response Review Committee, it was decided to provide financial assistance from the Vice-Chancellor's Fund for those who faced such difficulties. Therefore, the University introduced an interest-free loan scheme with a repayment of maximum 18 months period and reimburse of cost of travelling of the patient (employee) up to LKR 15,000/-. The facility was granted to employees on request, with decisions made on a case-by-case basis.

EDUCATIONAL PROGRAMS

J

Several educational programs were telecast on TV channels, radio channels, social media, and newspapers, with the participation of the Vice Chancellor, Chief Medical Officer, Media Director, and Professors/senior lecturers at Medical Faculty/other faculties and students to create awareness among the community.

K

COVID-19 STATISTICS

Over the period August 2021 - December 2022, the Medical Centre maintained records of COVID testing and positivity among staff and students, as well as a weekly PHI inspection report on maintenance of hand washing facilities and sanitizers. The report was presented weekly (supplemented by a monthly summary) to the Vice Chancellor, the Chairman of the COVID-response committee and copied to Registrar, Deans, Bursar, Librarian & other Committee members.

QUALITY ASSURANCE

Quality Assurance activities of the University are facilitated by the Centre for Quality Assurance (CQA) established under UGC Circular 2019/09. The CQA is headed by a Director who is guided by the Senate Standing Committee on Quality Assurance (SSC-QA). Internal Quality Assurance Cells include the Faculty Quality Assurance Cells (FQACs) in all seven Faculties, the IQAC-CDCE, the IQAC-ADMIN, and the IQAC-Library.

The Senate Standing Committee on Quality Assurance meets monthly and the progress of the seven FQACs and other IQACs report to the SSC-QA and share their best practices, which facilitate enhancing internalization of good practices. In 2022, SSC-QA held 12 meetings.

EXTERNAL REVIEWS

- The University received a “B” grade in the Institutional Review that was conducted in 2021. An action plan was prepared for implementation of the recommendations made in the review report and approved by the Senate and Council, prior to submission to the UGC.
- Program review of the BSc & BSc Honors program in Environment Conservation and Management and BSc & BSc Honors program in Management and Information Technology was completed. Both programs secured “A” grades.
- Site visits for review of four External Degree Programs (EDPs); Bachelor of Arts, Bachelor of Commerce, Bachelor of Business Management, and Bachelor of Science (Physiotherapy) were completed. The Review Reports are awaited.

PREPARATION OF POLICY DOCUMENTS AND GUIDELINES

The CQA was instrumental in preparation of the following documents in 2022:

- Policy on Peer Observation
 - Guidelines for Study guide preparation
 - Framework for Academic Accountability
- Preparation of the Manual of Procedures for the Administrative Divisions (in progress)
- Revision of the UOK Qualification framework (in progress)

WORKSHOPS AND AWARENESS PROGRAMS

In 2022 CQA facilitated conducting workshops and training sessions on several aspects:

- Peer Observation
 - Introduction of Document Management System
 - Training SER writers for Postgraduate Review
 - Revision of Postgraduate programs
 - Examinations related practices

UNIVERSITY COMPLIANCE WITH THE RIGHT TO INFORMATION ACT NO 12 OF 2016

DETAILS OF INFORMATION ISSUED

The management of the University of Kelaniya recognized the importance of compliance with the provisions of the Right to Information Act No. 12 of 2016 of the Government. It also complied with the principle of transparency in university decisions. Therefore, the University of Kelaniya has released all information related to several matters requested in 2022. The details of such requests and the university's issuance of information are stated below (Table 4).

Name of the person who requested information	Date of request	Date the information was delivered	Nature of information
G.R.N. Wijayarathna	10.02.2022	03.03.2022	Information on selection for academic posts in the permanent cadre, in the Department of Fine Arts in the subjects of Drama & Theatre and Image Arts.
Professor (Mrs.) Prashanthi Narangoda	09.02.2022	14.03.2022	Certified copy of the report submitted by Senior Professor Kapila Seneviratne on the complaint made by Dr. Aruna Keerthi Gamage, Senior Lecturer in the Department of Pali and Buddhist Studies, against Senior Professor Patrick Rathnayake.
H.H.C. Jayalal	19.01.2022	17.02.2022	Request for Council decision regarding his resignation
Dr. Aruna Keerthi Gamage	10.02.2022	11.03.2022	Certified copy of the report submitted by Senior Professor Kapila Seneviratne on the complaint made by him against Senior Professor Patrick Rathnayake.
Dr. S.B.H. Prabada Indika Perera	10.03.2022	14.09.2022	Information on selection for academic posts in the permanent cadre, in the Department of Sociology.
R.M.A.D.B. Rathnayake	28.05.2022	02.06.2022	The published books that mentioned in the CV of Mr. S.B.H. Prabada Indika Perera and Mrs. Thakshila Swarnamali
B.G. Iresha Madushani Samarasinghe	29.06.2022	15.08.2022	Information on selection for academic posts in the permanent cadre, in the Department of Sociology.
J. Suresh Kumara	31.08.2022	22.09.2022	Reasons and related decisions for not conducting the degree programs offered by the Centre for Distance & Continuing Education of the University of Kelaniya in other official languages
Dr. Uditha Gunasekara	03.10.2022	14.11.2022	Certified copy of the final report submitted by the inquiring officer of the inquiry conducted by the University of Kelaniya against him based on a complaint made by Professor Jayantha Amarasinghe, University of Ruhuna.
Mrs. W.A.I. Mallika	15.12.2022	22.12.2022	Certified copy of the formal inquiry report conducted against Mrs. U.T.M.I.D. Tennakoon, Bursar, University of Kelaniya

Table 4 : Issuance of information in 2022 as per the Right to Information Act

Total no of request received during year 2022	-	10
Total no of occasions of not providing information during the year 2022	-	00
Accordingly, total No. of responses during the year 2022	-	10
Total responses as a percentage of requests	-	100%

RISK MANAGEMENT

COVID-19

As the COVID-19 pandemic continued to its third year in 2022, the University of Kelaniya continued following the guidelines issued by the Ministry of Health and University Grants Commission. The authorities of the University of Kelaniya, the Vice-Chancellor, Registrar, Deans, and Medical Officers closely monitored the COVID-19 prevention measures, and they were able to overcome the challenges of COVID-19 successfully. The University of Kelaniya recommenced physical conduct of convocations in December 2021, with strict precautions against COVID-19.

POWER AND FUEL CRISIS

In 2022, the Ceylon Electricity Board carried out regular daily power cuts throughout the country, which extended up to 10 hours on some days. This greatly affected the normal routine work of the University including learning activities in undergraduate and postgraduate programs. Moreover, due to the limited availability of fuel, the University of Kelaniya experienced great difficulty in obtaining the fuel necessary for its essential activities for several months in 2022. The University of Kelaniya permitted only essential transportation during the period.

ECONOMIC DOWNTURN

The University of Kelaniya adhered to new guidelines issued by the Ministry of Finance including the National Budget Circular No. 3/2022 dated 26.04.2022 and the Public Enterprises Circular No. 4/2022 dated 08.08.2022 and reviewed the university expenditure for 2022. The University's Action Plan and Procurement Plan for 2022 were revised several times in order to comply with these instructions. Some activities were postponed for inclusion in the 2023 Action Plan and Procurement Plan due to restrictions imposed by the circulars. Meanwhile, the University of Kelaniya used its generated income where applicable, to carry on daily activities without interruption.

SUSPENSION OF RECRUITMENTS

The recruitment of staff to fill existing vacancies in the approved cadre had to be suspended due to restrictions imposed by the National Budget Circular No. 3/2022 and Public Enterprises Circular No. 4/2022. Owing to the difficulties faced by the University in coping with an increased intake of students and an increasingly limited staff, the Council of the University decided to write to the Ministry of Finance about the gravity of suspension of recruitments to university system. Accordingly, the Vice-Chancellor has made several requests asking permission to resume recruitment of staff (academic, executive, academic support and non-academic) against approved cadre positions since they are based on pre-set staff/student ratios.

In the absence of permission to recruit staff to fill vacancies in the permanent cadre, and the continued need to conduct academic activities, the Council decided to recruit staff on assignment and contract using its generated income as a temporary measure, until the Treasury removes the suspension or allowed the universities to recruit or fill the vacancies.

Thus, the University has given a total of 120 assignment basis appointments during the year 2022. The approximate total cost of such appointments was LKR 25 million; it was met using the University Development Fund. The remaining unmet need for staff was covered with trainees from NAITA, Technical Colleges and Training Institutions on the allowance of LKR 500/- per day per trainee. In addition, some deficits have been filled by the current staff, who have worked on overtime spending additional cost.

GREEN PRACTICES

The University of Kelaniya has always been proactive in its attempt to follow principles of sustainability both in theory and practice. The University first adopted an Environment policy in 2014 and established the Centre for Sustainability Solutions (CSS) to facilitate implementation of this policy. Since then, the CSS team has been working tirelessly towards contributing to the University's vision, through its own vision to “Contribute to the sustainable development of the country through environmentally sound approaches and practices” and to become the leading green university in Asia in sustainability.

The University's environmental policy emphasizes that caring for the environment is the responsibility of any individual on the University premises that uses, or otherwise carries out an activity that has an impact on the resources of the environment. The CSS team mainly focuses on four key areas of sustainability, namely energy, water, habitat, and waste management of the UOK, but its activities span all 17 UN Sustainable Development Goals.

CSS applies for UI GreenMetric World Ranking on behalf of UOK. Out of the 1050 universities that applied for the UI GreenMetric World Ranking in 2022, UOK was able to improve its global rank from 247 in 2021 to 241 in 2022, and regain top rank in Sri Lanka.

In February 2022, CSS launched publication of an annual e-magazine “Green Insights”. E-magazines provide a platform for researchers to showcase their work on SDGs. The first volume of the Green Insights (<https://units.kln.ac.lk/css/index.php/e-magazines/e-magazine-2021>) features a collection of articles on different aspects of sustainability: food security, solid and hazardous waste management, green building equity, equality justice and laws related to sustainability.

As the first Green University in the country, UOK sets an example for others by internalizing SDGs, and setting targets to achieve them. A training program on “Understanding SDGs for localization and mainstreaming” was made by Dr. Thusitha Sugathapala, Senior Lecturer in Mechanical Engineering and the former Director General of the Sustainable Development Authority. This event was attended by the Vice-chancellor, Deans of the Faculties, and other administrative heads.

In response to the current economic crisis, to ensure the food security of the University community, CSS initiated several urban agriculture projects. Under this, CSS in collaboration with the Landscape division launched a rooftop gardening project at the Dalugama Premises and produced a YouTube video on urban gardening tips. The Green Practices Committee (GPC) of the Faculty of Medicine initiated a gardening project “Hena” on about 3 acres of land, using compost produced at the university compost plants. The harvest was sold to the canteens and excess to the university staff at a concessionary rate.

Table 5 : Total yield of Vegetable cultivation

Location	Amount (kg)	Generated Income (LKR)
Main Campus Premises	185 kg + 152 green leaf bunches	27 060.00
Faculty of Medicine	150 kg	15 000.00

Additionally, CSS has generated substantial income (LKR 953,090.00) from recycling and compost sales in 2022. Main Campus Premises earned LKR 405,880.00 from compost sales and LKR 415,600.00 from paper recycling. The Faculty of Medicine has generated LKR 86,150.00 from paper recycling and LKR 3,400.00 from sales of coconut shells.

Despite being green, the cost of electricity has become a concern for the UOK. As an initial step towards minimizing energy consumption and wastage, a workshop on Introducing Energy Saving Strategies was held in November 2022 in collaboration with Staff Development Centre to raise energy conservation awareness among selected non-academic staff members. Upon completion of training these members are expected to train other nonacademic staff in their respective faculties. Further, the outcome and experience of this workshop served as a preliminary trial for the energy management program that will be extended to the students.

Further CSS is working on two other important sustainability initiatives:

1. Online Transport Management System for optimization of energy usage of on-campus vehicles. This system will assist in the online reservation of university vehicles, opportunity in pooling, tracking the number of kilometers traveled by each vehicle thereby automatic calculation of C footprint, engine efficiency calculation, etc.
2. Waste face mask management system within the university. CSS is taking a proactive initiation of face mask disposal identifying it as an emerging waste category as surgical and N-95 face masks containing nylon are considered as clinical waste, and separate handling of such waste is needed. CSS introduced light blue bins for the collection of face masks and raised awareness among the University community to dispose of masks as recommended by the WHO and incinerate the collected waste.

In addition to the specific actions/activities mentioned above, routine operations of the CSS include:

- **Developing/introducing sustainability-related policies.**

These include implementation of a previous University circular on energy management and implementation of the energy audit recommendations such as; installation of energy submeters, proper arrangement of lighting to avoid the use of extra bulbs, deciding on purchasing inverter type air-conditioners, LED bulbs/lights to phase out tube lights, and incandescent bulbs to increase energy efficiency.

CSS has proposed to implement green building concept in upcoming buildings to be more energy efficient; solar roofs, using only LED lights and enhancing natural lighting where possible to illuminate the interior, using natural/passive cooling/ventilation, energy efficient glasses green walls, and shading for cooling purposes, green cover, natural lighting, and natural/passive cooling. Energy management systems are to be introduced in new and renovated buildings. CSS encourages the University to use more renewable energy sources to reduce the burden on grid energy and has taken several initiatives to promote the use of solar energy.

To reduce the greenhouse gas emissions within the university, CSS has been involved in implementing different strategies, medicinal plant cloister, wastepaper management program, e-waste collection, and proper disposal program. CSS recommends avoiding purchasing equipment that carries CFC and other ozone-depleting gases. In 2022, CSS organized several awareness programs on climate change for the university community and the public.



- **Segregation of waste and recycling**

CSS has successfully implemented a waste segregation and recycling program in the university. More than 75% of biodegradable waste generated within the university is used to turn into compost in a facility that was developed by the CSS with the assistance of the CEA. Further, CSS introduced dark blue colored bins for every department in the university to collect used papers for recycling. All collected papers are handed over to a registered recycler. CSS encourages using soft copies where possible and printing double-sided wherever possible, reusing single side printed papers. CSS promotes using biogas as an alternative for LPG when possible and two biogas facilities in two canteens in the university produce more than 4kg of biogas per day.

Additionally, CSS provides consultative services on waste management when requested. CSS provided consultation to Faculty of Computing and Technology when designing their waste management system. Also, staff who are trained in composting techniques give advice and knowledge to small-scale enterprises who are willing to operate compost yards.

Table 6 : Compost production in the University

Year	2020	2021	2022
Production (kg)	11,670	9,061	20,294
Generated Income (LKR)	198,330	175,160	405,880

Table 7 : Paper recycling in the University

Year	2020	2021	2022
Quantum of recycled paper (kg)	5,857	4,465	20,780
Generated Income (LKR)	58,570	44,650	415,600

The 20,780 Kg of paper that was recycled and saved is equivalent to:

- 353.26 Grown Trees
- 550,607 L of water
- 12,488 Kwh of Electricity
- 5,585 L of Oil
- 4156 Kg's of Carbon Emission

- **Water conservation**

CSS has introduced a rainwater harvesting system at the premises of the Faculty of Commerce and Management. Through this system, 58,000L of water were collected in 2022. Wastewater released from the university hostels is treated and re-used for gardening purposes. CSS introduced a sprinkler irrigation system in 2018 for the plant nursery and lawns. Sedimentation Management Plan for Managing Land and Water Pollution Risks, wastewater treatments, sewage water treatment unit and use that water for recycling water for toilet flushing purposes are a few other areas where UOK has already invested or is planning to invest.

- **Raising awareness**

The Sustainability Leadership certificate program is offered to undergraduates of all the faculties of the University. More than 150 students from different faculties participated in this program in 2022. Students engage in different projects related to sustainability for course completion. This program consisted of 15 modules: Human Society, Environmental Issues and Sustainable Development, Sustainable Living and Green Fashion: Role of the youth, non-conventional energy vs Conventional energy, Energy Management, Waste as a Resource: Solid Waste Management, Environmental pollution, and human Health, Water Management, Green Buildings, Sustainable production and consumption, Environmental Sustainability Leadership, and a group project. CSS is currently working on obtaining SLQF standards for the program to open it island-wide for A/L passed out students.

PARTNERSHIPS WITH EXTERNAL ENTITIES

The University of Kelaniya has established formal relationships with many national and international partners for a range of different purposes including academic activities and research. Following is a summary of the Agreements and Memoranda of Understanding signed by the University during 2022.

Table 8 : Memorandums of understanding and Agreements

No	Name of Agreement/ MoU	Date of Signing
Memoranda of Understanding – International		
1	Southern Cross University, Australia	09.11.2022
2	University of Dhaka, Bangladesh	17.11.2022
3	University Putra Malaysia, Malaysia	21.12.2022
Memoranda of Understanding – Local		
4	Asia Pacific Institute of Digital	09.02.2022
5	Jaykay Marketing Services (Pvt) Limited	17.02.2022
6	Dilma Ceylon Tea Company PLC	09.03.2022
7	Sustainable Development Council of Sri Lanka	04.03.2022
8	Institute of Certified Management Accountants	25.02.2022
9	Sandbox Consultancy Services (Pvt) Ltd	01.06.2022
10	Acuity Knowledge Partners (Pvt) Ltd	31.08.2022
11	Chartered Financial Analysis Society Sri Lanka	31.08.2022
12	INSEE Ecocycle Lanka (Pvt) Ltd	15.09.2022
13	ACCC Child Development Centre, Ragama	16.09.2022
14	Dhammika & Priscilla Perera Education	2022.10.04
15	Unilever Sri Lanka	25.11.2022
16	Sri Lanka Bureau of Foreign Employment	25.11.2022
17	KPMG Sri Lanka	09.12.2022
Agreements – International		
18	Imperial College of Science, Technology & Medicine, London	20.05.2022
19	Japan Foundation (3 Agreements with a Japanese visiting Lecturer, Department of Modern Languages)	21.04.2022 22.06.2022 09.11.2022
20	Moscow State University of Sports & Tourism, Russia	31.05.2022
21	Monash University, Australia	16.06.2022
22	Buddha Dharma Centre of Hong Kong Ltd, China (General Agreement) Renewal	16.09.2022
23	Buddha Dharma Centre of Hong Kong Ltd, China (Renewal)	16.09.2022
Agreements – Local		
24	Sri Lanka Telecom PLC	12.01.2022
25	Ministry of Health (Colombo North Center for Liver Disease CNCLD)	26.04.2022



03. STUDENTS AT THE UNIVERSITY

The University has three types of students: internal undergraduate students, external undergraduate students, and postgraduate students. As of December 31, 2022, the UoK has a total of 120,229 students of which 14,548 are internal undergraduates, 102,402 are external undergraduate students, and 3,179 are postgraduate students.



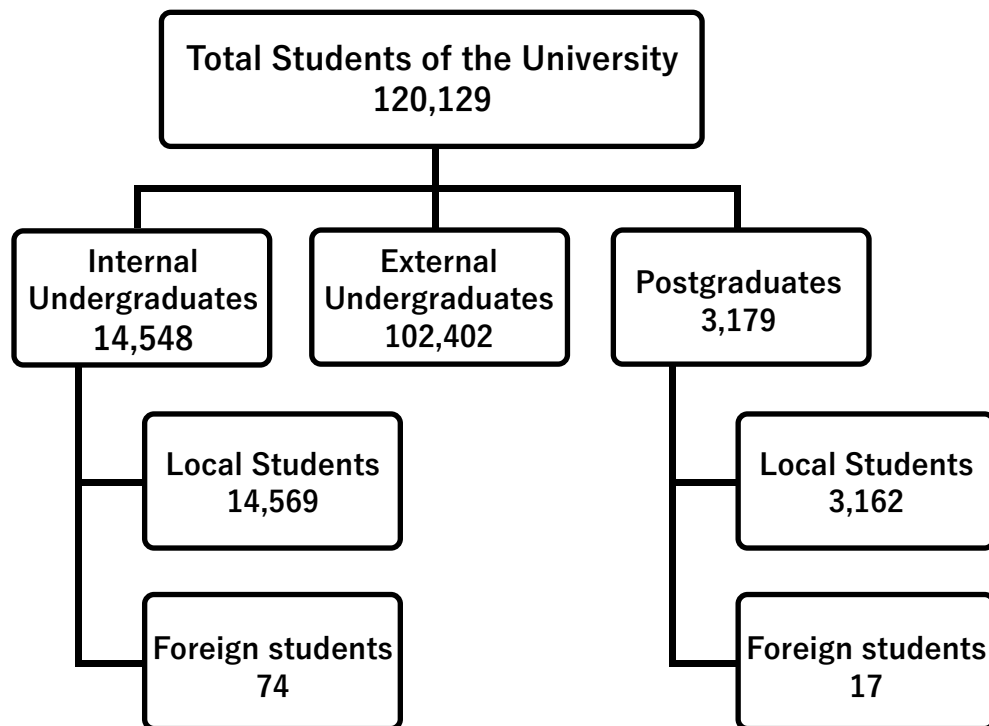


Figure 17 : Students of the University as of December 31, 2022

INTERNAL UNDERGRADUATE STUDENTS

The University of Kelaniya offers 86 bachelor's degree programs for internal undergraduate students of which 81 programs are Bachelor's honors degrees specialized in various subjects. A total of 4,106 local students in the 2020/21 batch were enrolled in the study programs in September 2022. Accordingly, as of December 31, there were 14,569 local students following internal undergraduate programs.

The highest internal undergraduate student population belongs to the Faculty of Commerce & Management Studies (24%) and the Faculty of Social Sciences (23%) while the least belongs to the Faculty of Computing & Technology (6%).




Table 9 : Total student enrollment in internal degree programs – Local Students (as of December 31, 2022)

Faculty	Name of the Program	2015/16		2016/17	
		M	F	M	F
FCMS	Business Management	-	-	-	-
	Commerce	-	-	-	-
FCT	Computer Science	-	-	-	-
	Engineering Technology	-	-	-	-
	Information Communication Technology	-	-	-	-
FHU	Film & Television Studies	-	-	-	-
	Humanities	-	-	-	-
	Teaching English as a Second Language	-	-	-	-
	Translation Studies	-	-	-	-
FMED	MBBS	70	90	68	99
	Occupational Therapy	-	-	-	-
	Speech & Hearing Sciences	-	-	-	-
FSC	Applied Chemistry	-	-	-	-
	Biological Science	-	-	-	-
	Electronics & Computer Science	-	-	-	-
	Environmental Conservation & Management	-	-	-	-
	Management & Information Technology	-	-	-	-
	Physical Science	-	-	-	-
	Physical Science - ICT (Physics & Electronics)	-	-	-	-
	Software Engineering	-	-	-	-
	Sports Science	-	-	-	-
FSOSC	Peace & Conflict Resolution	-	-	-	-
	Social Science	-	-	-	-
Total		70	90	68	99

M - Male

F - Female

FCMS: Faculty of Commerce & Management

FMED: Faculty of Medicine

FCT: Faculty of Computing & Technology

2017/18		2018/19		2019/20		2020/21		Total		Grand Total
M	F	M	F	M	F	M	F	M	F	
204	332	182	365	213	481	245	479	844	1657	2501
63	129	64	126	81	207	76	191	284	653	937
40	9	40	8	46	17	41	24	167	58	225
78	7	71	15	87	17	83	17	319	56	375
56	17	44	31	63	33	65	24	228	105	333
16	34	14	33	18	49	18	44	66	160	226
107	483	105	404	89	493	100	537	401	1917	2318
1	42	2	33	2	37	3	41	8	153	161
2	25	2	22	1	27	2	38	7	112	119
63	103	79	108	71	128	77	122	428	850	1078
-	-	-	-	-	-	8	39	8	39	47
3	45	6	43	3	79	8	84	20	251	271
-	-	-	-	-	-	17	35	17	35	52
10	46	51	120	42	149	52	164	155	479	634
-	-	-	-	-	-	58	14	58	14	72
5	9	11	38	16	65	17	74	49	186	235
30	29	65	33	58	52	61	49	214	163	377
29	39	136	156	120	144	139	148	427	487	914
0	0	22	12	33	22	39	20	94	54	148
35	11	37	11	40	11	43	21	155	54	209
-	-	-	-	-	-	18	35	18	35	53
6	28	6	28	6	26	5	26	23	108	131
116	713	97	711	95	716	83	622	391	2762	3153
864	2101	1037	2297	1084	2753	1258	2848	4381	10188	14569

FSC: Faculty of Science

FHU: Faculty of Humanities

FSS: Faculty of Social Sciences

EXTERNAL UNDERGRADUATE STUDENTS

The University of Kelaniya has 102,402 students following 6 external first-degree programs at the Centre for Distance & Continuing Education.

Table 10 : Total student enrollment - External undergraduate programs

Program of Study	Total Number of Registered Students		
	Male	Female	Total
Bachelor of Arts (General)	16,894	72,001	88,895
Bachelor of Business Management (General)	3,809	8974	12,783
Bachelor of Commerce (Special)	151	360	511
Bachelor of Science (General)	76	104	180
Bachelor of Science in Occupational Therapy	10	1	11
Bachelor of Science in Physiotherapy	14	8	22
Grand Total	20,954	81,448	102,402

STUDENTS IN POSTGRADUATE PROGRAMS

The total new student enrollment for the postgraduate programs in 2022 is 2,262 and the total number of postgraduate students thus becomes 3,162.

Table 11 : Total student enrollment - Postgraduate programs – Local Students (As of December 31, 2022)

BoS	Program of Study	New Entrants			Student Enrolment		
		M	F	Total	M	F	Total
Commerce & Business Management	MASTER'S DEGREE						
	Master of Business (Accounting/Finance)	63	72	135	63	72	135
	Master of Business Administration	56	54	110	106	114	220
	Master of Business Management in Marketing	38	12	50	60	25	85
	Master of Business Studies	62	50	112	62	50	112
	Master of Commerce	0	0	0	20	14	34
	Master of Human Resources	25	31	56	50	57	107
	MPHIL STUDIES						
	Mphil	1	1	2	1	3	5
	DOCTORAL STUDIES						
	Doctor of Business Administration	22	5	27	65	17	82
	PhD	1	1	2	6	4	10
	Total	268	226	494	434	356	790

M - Male

F - Female

BoS	Program of Study	New Entrants			Student Enrolment		
		M	F	Total	M	F	Total
Computing	MASTER'S DEGREE						
	Msc in Computer Science	10	12	22	10	12	22
	Msc in Information Technology in Education	12	16	28	25	38	63
	MPHIL STUDIES						
	Mphil	0	1	1	0	2	2
	Total	22	29	51	35	52	87
Humanities	POSTGRADUATE DIPLOMA						
	PG Diploma in Japanese Language	1	27	28	1	27	28
	MASTER'S DEGREE						
	MA in Christian Studies (1 Year)	11	22	33	11	22	33
	MA in Fine Arts (2 years)	17	14	31	17	14	31
	MA in Linguistics - English (1 Year)	6	17	23	17	23	40
	MA in Linguistics - English (2 Years)	8	79	87	35	219	254
	MA in Linguistics - Sinhala (1 Year)	0	6	6	0	6	6
	MA in Linguistics - Sinhala (2 Years)	0	1	1	5	15	20
	MA in Music (2 Years)	15	20	35	15	20	35
	MA in Sinhala (2 Years)	15	58	73	15	58	73
	MPHIL STUDIES						
	Mphil	12	10	22	14	19	33
	DOCTORAL STUDIES						
	PhD	7	1	8	16	13	29
	Total	92	255	347	146	436	582
Medical Science	MASTER'S DEGREE						
	Master of Public Health	6	15	21	6	15	21
	MPHIL STUDIES						
	Mphil	0	3	3	2	3	5
	DOCTORAL STUDIES						
PhD	0	0	0	2	2	4	
	Total	6	18	24	10	20	30
Science	MASTER'S DEGREE						
	Master of Information Technology	50	40	90	50	40	90
	Msc in Analytical Chemistry	8	29	37	24	56	80
	Msc in Applied Microbiology	1	4	5	1	4	5
	Msc in Aquaculture & Fisheries Management	2	4	6	5	12	17
	Msc in Biochemistry and Biotechnology	10	39	49	15	69	84
	MSc in Crop Protection & Plant Biotechnology (1 year)	0	3	3	0	3	3

M - Male F - Female

BoS	Program of Study	New Entrants			Student Enrolment			
		M	F	Total	M	F	Total	
Science	Msc in Crop Protection & Plant Biotechnology (2 year)	2	17	19	8	38	46	
	Msc in Data Analytics (1 year)	39	16	55	39	16	55	
	Msc in Environmental Management (1 year)	1	3	4	1	3	4	
	Msc in Environmental Management (2 year)	5	18	23	21	50	71	
	Msc in Food & Nutrition	2	14	16	2	14	16	
	Msc in Industrial & Environmental Chemistry	11	34	45	47	99	146	
	Msc in Statistics	4	9	13	4	9	13	
	MPHIL STUDIES							
	Mphil	0	7	7	3	18	21	
	DOCTORAL STUDIES							
PhD	3	1	4	7	4	11		
Total		138	238	376	227	435	662	
Social Science	MASTER'S DEGREE							
	MA in Archeology	12	9	21	12	9	21	
	MA in Economics	55	81	136	55	81	136	
	MA in Economics (English Medium)	11	32	43	11	32	43	
	MA in Geography	7	38	45	7	38	45	
	MA in History	14	30	44	14	30	44	
	MA in Library Information Science	3	3	6	3	3	6	
	MA in Mass Communication	51	77	128	51	77	128	
	MA in Philosophy	10	7	17	10	7	17	
	MA in Political Science	16	44	60	16	44	60	
	MA in Sociology (English Medium)	4	19	23	4	19	23	
	MA in Sociology (Sinhala Medium)	84	217	301	84	217	301	
	MSSc in Archeology	0	5	5	0	5	5	
	MSSc in Economics (English Medium)	2	2	4	2	2	4	
	MSSc in Economics (Sinhala Medium)	1	4	5	1	4	5	
	MSSc in Geography	0	5	5	0	5	5	
	MSSc in History	1	11	12	1	11	12	
	MSSc in Library Information Science	4	18	22	4	18	22	
	MSSc in Mass Communication	10	37	47	10	37	47	
	MSSc in Political Science	0	2	2	0	2	2	
	MSSc in Sociology (English Medium)	1	4	5	1	4	5	
MSSc in Sociology (Sinhala Medium)	1	8	9	1	8	9		
MPHIL STUDIES								
Mphil	9	6	15	18	12	30		

M - Male

F - Female

BoS	Program of Study	New Entrants			Student Enrolment		
		M	F	Total	M	F	Total
Social Science	DOCTORAL STUDIES						
	PhD	5	5	10	13	13	26
	Total	301	664	965	318	678	996
Multi-Disciplinary Studies	MPHIL STUDIES						
	Mphil	2	2	4	6	4	10
	DOCTORAL STUDIES						
	PhD in Multi-Disciplinary Studies	0	0	0	1	2	3
Total	2	2	4	7	6	13	
Digital Learning	MPHIL STUDIES						
	Mphil	0	1	1	0	2	2
	Total	0	1	1	0	2	2
Grand Total		829	1433	2262	1177	1985	3162

M - Male F - Female

FOREIGN STUDENTS

22 students have newly enrolled to follow the undergraduate or postgraduate degree programs offered by the University of Kelaniya: 11 each in undergraduate degree programs and postgraduate programs. Thus, the total foreign student enrollment of the University for 2022, was 74 students in undergraduate degree programs and 17 in postgraduate programs. Compared to previous years, the total foreign enrollment has increased by 45%. The highest number of foreign students follow the MBBS program conducted by the Faculty of Medicine. Only the Faculty of Medicine and Faculty of Humanities have foreign students following undergraduate programs at present. Moreover, the highest number of foreign students who are following postgraduate programs have enrolled for the programs belonging to the Board of Study in Commerce & Business Management.

Table 12 : Foreign students - Undergraduate degree programs

Faculty	Program of study	Year of study	Country	Year of Intake	Student		
					M	F	Total
FHU	Humanities	1	Bangladeshi	2020/21	3	-	3
			Cambodia		1	-	1
			Hong Kong		1	-	1
			Myanmar		3	-	3
			Norway		-	1	1
			Vietnam		3	-	3
		2	Bangladeshi	1018/19	3	1	3
			Cambodia		2	-	2

Faculty	Program of study	Year of study	Country	Year of Intake	Student		
					M	F	Total
FHU	Humanities	3	Myanmar	1018/19	6	-	6
			Vietnam		1	2	8
FMED	Medicine	1	Bhutan	2020/21	1	5	6
			India		-	1	1
			Qatar		-	1	1
			Saudi Arabia		1	1	2
			UAE		1	-	1
		2	Bhutan	2019/20	2	4	6
			Canada		-	1	1
			Qatar		1	1	2
			Saudi Arabia		1	-	1
		3	Saudi Arabia	2018/19	-	1	1
		4	Bhutan	2017/18	-	3	3
		4	USA	2017/18	-	1	1
		5	Bhutan	1016/17	-	5	5
5	Bhutan	1015/16	5	-	5		
Grand Total					45	29	74

M - Male

F - Female

FMED: Faculty of Medicine

FHU : Faculty of Humanities

Table 13 : Foreign students - Postgraduate degree programs

BoS	Program of Study	Country	New Entrants (2019)			Student Enrolment		
			M	F	Total	M	F	Total
Commerce & Business Management	Master's Programs							
	Master of Business Administration	Bangladesh	5	4	9	5	4	9
	Master of Human Resource Management	China	0	0	0	1	1	2
	Doctoral Programs							
	Doctor of Business Administration	China	1	1	2	1	1	2
Humanities	Master's Programs							
	MA in Buddhist Studies (2 years)	Vietnam	0	0	0	0	1	1
		China	0	0	0	0	1	1
		Singapore	0	0	0	0	1	1
	MA in Linguistics – English (2 years)	China	0	0	0	0	1	1
Grand Total			6	5	11	7	10	17

M - Male

F - Female



04. GRADUATE OUTPUT AND PERFORMANCE OF STUDENTS

A total of 3,040 students completed their first degrees in 2022, while 1,685 completed postgraduate courses, and 3,315 students graduated from external undergraduate programs.

GRADUATE OUTPUT - UNDERGRADUATE DEGREE PROGRAMS

A total of 310 students obtained their degrees with first classes, representing 10% of the total output, while 54% received their degrees with second classes (upper division) 17% received second classes (lower division) and 20% received general passes. Out of the total graduates, most (28%) were from the Faculty of Social Sciences (Table 16).

Table 14 : Undergraduate output - Internal degree programs

Faculty	Program of Study	First Class		Second Upper	
		M	F	M	F
FCMS	Business Management	13	65	64	165
	Commerce	2	15	13	66
FCT	Computer Science	3	2	15	5
	Engineering Technology	2	1	21	2
	Information Communication Technology	2	0	6	7
FHU	Film & Television Studies	1	0	10	26
	Humanities - General Degree	1	3	5	63
	Humanities - Honors Degree	13	53	43	197
	Teaching English as a Second Language	0	0	1	14
	Translation Studies	0	3	2	20
FMED	MBBS	0	4	6	11
	Speech & Hearing Sciences	1	0	0	7
	Biological Science - General Degree	3	2	12	25
	Biological Science - Honors Degree	5	15	5	19
	Environmental Conservation & Management	0	4	2	5
	Environmental Conservation and Management - Honors Degree	0	2	1	3
FSC	Management and Information Technology - General Degree (Exit Point)	0	0	0	0
	Management and Information Technology-Honors Degree	4	8	8	20
	Physical Science - General Degree	1	0	4	11
	Physical Science - Honors Degree	4	16	6	8
	Physical Science - ICT (Physics & Electronics)	0	0	0	1
	Software Engineering	6	2	8	7
FSS	Peace & Conflict Resolution	0	0	3	23
	Social Science - General Degree	0	2	0	56
	Social Science - Honors Degree	2	50	77	555
Total		63	247	312	1316


M - Male

F - Female

FSC: Faculty of Science

FMED: Faculty of Medicine

FCT: Faculty of Computing & Technology



Second Lower		Pass		Total		Faculty Total
M	F	M	F	M	F	
43	66	48	18	168	314	665
32	37	13	5	60	123	
5	2	8	3	31	12	
17	4	36	4	76	11	217
7	13	36	16	51	36	
1	0	1	0	13	26	604
9	22	21	18	36	106	
10	22	20	13	86	285	
0	4	0	7	1	25	211
0	0	0	1	2	24	
26	38	33	54	65	107	
0	8	5	18	6	33	486
9	14	15	17	39	58	
3	4	0	0	13	38	
3	5	2	7	7	21	857
0	2	0	0	1	7	
0	0	8	7	8	7	
12	6	10	4	34	38	857
6	13	39	35	50	59	
0	3	0	1	10	28	
1	0	16	9	17	10	857
4	1	12	1	30	11	
3	2	1	0	7	25	
5	12	0	3	5	73	857
9	14	17	23	105	642	
205	292	341	264	921	2119	

FHU: Faculty of Humanities

FSS: Faculty of Social Sciences

FCMS: Faculty of Commerce & Management Studies

GRADUATE OUTPUT – EXTERNAL UNDERGRADUATE PROGRAMS

A total of 3,315 students have passed out from four external undergraduate degree programs offered through the University's Centre for Distance & Continuing Education (Table 14). The highest output was from the Bachelor of Arts degree program.

Table 15 : Undergraduate output - External degree programs

Program of Study	Number of Graduates		
	Male	Female	Total
Bachelor of Arts (General)	221	2158	2379
Bachelor of Business Management	198	713	911
Bachelor of Commerce (Special)	8	16	24
Bachelor of Science (General)	-	1	1
Grand Total	427	288	3315

GRADUATE OUTPUT – POSTGRADUATE PROGRAMS

Postgraduate output for the year 2022 was 1,685, with the vast majority of these (1,576) graduating from Master's degree programs (Tables 15 and 17).

Table 16 : Summary of the postgraduate output

Type of Degree Program	Output
Postgraduate Diploma Programs	51
Master's Degree Programs	15760
Master of Philosophy Programs	32
Doctor of Philosophy Programs	26
Total	1685

Table 17 : Postgraduate output

Board of Study	Name of the Program of Study	Degree	Number		
			M	F	Total
Postgraduate Diploma Programs					
FCMS	PG Diploma in Business Administration	PD	3	1	4
	PG Diploma in Commerce	PD	3	7	10
	PG Diploma in Human Resources Management	PD	2	12	14
	PG Diploma in Marketing	PD	4	0	4
FMED	PG Diploma in Epidemiology	PD	3	5	8
FSC	PG Diploma in Food & Nutrition	PD	0	2	2
FSS	PG Diploma in Economics	PD	1	2	3
	PG Diploma in Geography	PD	0	1	1
	PG Diploma in History	PD	0	1	1
	PG Diploma in Library & Information	PD	0	1	1
	PG Diploma in Mass Communication	PD	2	0	2
	PG Diploma in Sociology	PD	1	0	1
Total			19	32	51

Master's Degree Programs

FCMS	Master of Business (Accounting)	MBus	26	42	68
	Master of Business (Finance)	Mbus	22	17	39
	Master of Business Administration	MBA	97	72	169
	Master of Commerce	Mcom	10	12	22
	Master of Human Resources Management	MHRM	18	52	70
	Master of Business Management in Marketing	MBM	25	11	36
FHU	Master of Arts in Buddhist Studies (1 year)	MA	25	5	30
	Master of Arts in Buddhist Studies (2 years)	MA	8	5	13
	Master of Arts in Christian Studies	MA	13	22	35
	Master of Arts in Dancing	MA	6	10	16
	Master of Arts in Drama & Theatre	MA	2	4	6
	Master of Arts in Linguistics (1 year)	MA	9	32	41
	Master of Arts in Linguistics (2 years)	MA	34	86	120
	Master of Arts in Music	MA	3	7	10
	Master of Arts in Sinhala (1 year)	MA	12	13	25
	Master of Arts in Sinhala (2 years)	MA	16	38	54
FMED	Master of Public Health in Epidemiology (2 years)	MPH	11	6	17

FHU: Faculty of Humanities

FCMS: Faculty of Commerce & Management Studies

FSS: Faculty of Social Sciences

Board of Study	Name of the Program of Study	Degree	Number Graduated		
			M	F	Total
Master's Degree Programs					
FSC	Master of Data Analytics	MDA	15	4	19
	Master of Information Technology	MIT	2	0	2
	Master of Science in Applied Microbiology	MSc	1	14	15
	Master of Science in Crop Protection & Plant Biotechnology (1 year)	Msc	1	5	6
	Master of Science in Crop Protection & Plant Biotechnology (2 years)	Msc	1	8	9
	Master of Science in Environmental Management	Msc	4	14	18
	Master of Science in Food & Nutrition	Msc	0	1	1
	Master of Science in Industrial & Environmental Chemistry (1 year)	Msc	15	23	38
	Master of Science in Industrial & Environmental Chemistry (2 years)	Msc	3	2	5
FSS	Master of Arts in Archaeology	MA	4	1	16
	Master of Arts in Economics	MA	69	135	204
	Master of Arts in Geography	MA	11	14	25
	Master of Arts in History	MA	13	21	34
	Master of Arts in Library & Information	MA	4	12	16
	Master of Arts in Mass Communication	MA	16	21	37
	Master of Arts in Philosophy	MA	13	7	20
	Master of Arts in Political Science	MA	26	37	63
	Master of Arts in Sociology	MA	84	193	277
Total			619	957	1576
Mphil Degree Programs					
FHU	Master of Philosophy	MPhil	5	5	10
FMED	Master of Philosophy	Mphil	0	5	5
FSC	Master of Philosophy	Mphil	4	3	7
FSS	Master of Philosophy	Mphil	6	4	10
Total			15	17	32
Doctoral Degree Programs					
FHU	Doctor of Philosophy	PhD	3	6	9
FMED	Doctor of Philosophy	PhD	0	4	4
FSC	Doctor of Philosophy	PhD	2	6	8
FSS	Doctor of Philosophy	PhD	3	2	5
Total			8	18	26
Grand Total			661	1024	1685

M - Male

F - Female

FSC: Faculty of Science

FMED: Faculty of Medicine

FCT: Faculty of Computing & Technology



CONVOCATIONS OF 2022

A total of 3,315 students have passed out from four external undergraduate degree programs offered through the University's Centre for Distance & Continuing Education (Table 14). The highest output was from the Bachelor of Arts degree program.

Table 18 : Convocations and number of students conferred with degrees

Faculty/ Institution/ CDCE	Number of Graduates
Faculty of Commerce & Management Studies	598
Faculty of Computing & Technology	112
Faculty of Graduate Studies	1572
Faculty of Humanities	1059
Faculty of Medicine	499
Faculty of Science	606
Faculty of Social Sciences	1779
Gampaha Wickramarachchi Ayurveda Institute	228
CDCE	5565
Postgraduate Institute of Pali & Buddhist Studies	946
Postgraduate Institute of Archaeology	71
Grand Total	13035

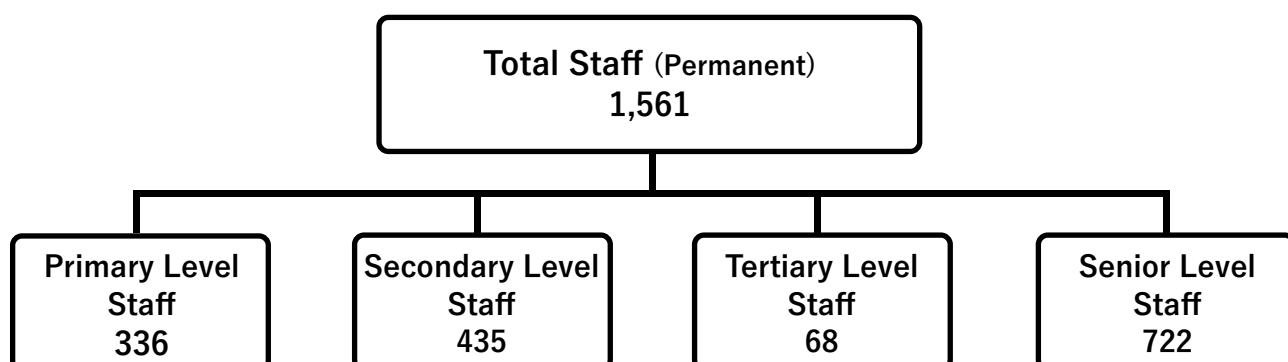


05. THE STAFF OF THE UNIVERSITY

The University of Kelaniya has 1,561 permanent employees in four main categories: 699 members of the academic staff, 35 administrative staff, 48 academic support staff and 779 non-academic staff. Out of the total, 54% are male. Except for the Academic Support staff and Non-academic staff which have more male than female staff overall, other Academic staff, Library staff, and Administrative and Financial staff have more female staff than male. The highest number of staff belongs to the non-academic staff category while the least is in the administrative staff category.

The University also employs staff on a temporary basis, assignment basis, and contract basis. As of December 31, 2022, the University had 318 staff employed on temporary and assignment/ contract basis, representing 18% of the entire team.

Figure 18 : Employee categorization



Primary level staff includes those on salary scales of U-PL 1 to U-PL 3 while secondary level staff includes salary scales of U-MN 1 to U-MN 4 and U-MT 1. Tertiary level staff consists of those on the U-AS 1, U-AS 2, and U-EX 1 salary scales, while the senior staff consists of those on salary scales U-EX 2, U-EX 3, U-MO1, U-MO 2, U-AC 3 to U-AC 5.

APPROVED CADRE AND EXISTING STAFF

Table 19 : Existing staff of the university

Staff category	Salary Scale	Approved Cadre	Existing Staff								
			Permanent			Temporary			Assignment/ Contract		
			M	F	Total	M	F	Total	M	F	Total
Academic	U-AC 3 to U-AC 5	829	320	367	687	-	-	-	-	-	-
	U-AC 1 to U-AC 2	290	-	-	-	69	228	297	-	-	-
Library Staff	U-AC 5	1	1	-	1	-	-	-	-	-	-
	U-AC 4	1	-	-	-	-	-	-	-	-	-
	U-AC 3	12	3	8	11	-	-	-	-	-	-
Administrative & Financial Staff	U-EX 3	2	1	1	2	-	-	-	-	-	-
	U-EX 2	15	5	9	14	-	-	-	-	-	-
	U-EX 1	15	2	12	14	-	-	-	-	-	-
Other Executive Staff	U-EX 2	5	3	-	3	-	-	-	-	-	-
	U-EX 1	2	-	-	-	-	-	-	-	-	-
Medical Officers	U-MO 2	1	1	-	1	-	-	-	-	-	-
	U-MO 1	3	1	-	1	-	-	-	2	2	4
Academic Support Staff	U-AS 2	52	21	7	28	-	-	-	-	-	-
	U-AS 1		5	15	20	-	-	-	-	-	-
Technical Staff	U-EX 2	148	1	1	2	-	-	-	-	-	-
	U-EX 1		2	4	6	-	-	-	-	-	-
	U-MN 4		24	9	33	-	-	-	-	-	-
	U-MN 3		3	0	3	-	-	-	-	-	-
	U-MN 2		1	0	1	-	-	-	-	-	-
	U-MN 1		0	0	0	-	-	-	-	-	-
	U-MT 1		46	29	75	-	-	-	-	-	-
Clerical & Allied Staff	U-MN 4	331	23	57	80	-	-	-	-	-	-
	U-MN 3		11	7	18	-	-	-	-	-	-
	U-MN 2		4	3	7	-	-	-	-	-	-
	U-MN 1		75	143	218	-	-	-	-	-	-
Primary Staff	U-PL 3	417	80	4	84	-	-	-	-	-	-
	U-PL 2		39	17	56	-	-	-	-	-	-
	U-PL 1		163	28	196	-	-	-	-	-	-
Other		13	-	-	-	-	-	-	16	18	34
Total		2137	878	727	1605	63	228	280	63	217	280

QUALIFICATIONS OF STAFF

Table 20 : Highest academic qualifications of the staff

Highest Qualification	Staff Category				Number of Staff
	Primary Level	Secondary Level	Tertiary Level	Senior Level	
Up to GCE O/L	120	7	-	-	127
Passed GCE O/L	135	46	-	-	181
Passed GCE A/L	81	252	2	1	336
Completed Diploma	-	41	4	1	46
Bachelor's Degree/ PG Diploma	-	84	42	106	232
Master's Degree	-	5	18	185	208
Mphil or Equivalent Degree	-	-	1	138	139
Doctoral Degree	-	-	1	291	292
Total	336	435	68	722	1561






06.

RESEARCH & DEVELOPMENT

The University of Kelaniya considers research as a core function of its academic staff. In 2022, the staff of the University had around 884 publications, of which 218 were published in SCOPUS-indexed journals. In addition, the University obtained nine patents including one industrial design and had eleven Science & Technology outputs in 2022.



RESEARCH & PUBLICATIONS – 2022

Of the research publication output in 2022, the highest number (373) comprised abstract publications in conference proceedings. Moreover, 218 articles were published in refereed indexed journals, mostly in foreign journals. Apart from that, the University staff has published 8 textbooks during the year.

Table 21 : Research & publications output of the University

Publication Category		Number		
		Local	Foreign	
1	Publications in refereed indexed journals including e-journals	15	203	
2	Publications in refereed non-indexed journals including e-journals	79	52	
3	Conference Proceedings	3.1 Papers published as full papers	47	91
		3.2 Abstract publications	211	162
4	Book Chapters published	6	10	
5	Books/Textbooks published in the field of expertise	5.1 By a publisher	5	1
		5.2 By an author	2	-

RESEARCH SYMPOSIA – 2022

The UoK Research Council grants funding for the research conferences and symposia organized by the University of Kelaniya each year. In 2022, The Research Council has provided funding for 14 research symposiums in the University.

Table 22 : Research symposia held in 2022 funded by Research Council

Faculty	No	Description
FCMS	01	8 th HRM Student Research Symposium, 24 th March 2022, Department of Human Resources Management
	02	10 th Students' Research Symposium, 18 th January 2022, Department of Finance
	03	13 th International Conference on Business Information - 2022 18 th November 2022
	04	8 th International Conference for Accounting Researchers and Educators (ICARE) 2022, 15 th December 2022
FCT	05	5 th International Conference on Advances in Technology and Computing (ICATC) 2022, 2 nd December 2022, Department of Applied Computing
	06	7 th International Conference on Technology and Computing, 3 rd December 2022
FGS	07	International Postgraduate Research Conference (IPRC) 2021, 12 th January 2022
	08	International Postgraduate Research Conference (IPRC) 2022, 28 th December 2022

Faculty	No	Description
FHU	09	Humanities Undergraduate Research Symposium (HUG) 2022, 24 th February 2022
FMED	10	In Focus 2022 – The Student Research Forum, 6 th and 7 th October 2022
FSC	11	International Research Conference on Smart Computing and System Engineering (E-Conference) 16 th September 2022
	12	3 rd International Conference on Applied and Pure Sciences – 2022, 14 th October
FSS	13	4 th International Studies Students' Research Symposium 2021, 11 th March 2022, Department of International Studies
	14	Asian Congress for Media and Communication International Conference, 27 th – 29 th October 2022, Department of Mass Communication

INTERNAL RESEARCH GRANTS – 2022

In 2022, as in previous years, all academic staff were invited to submit applications for university research grants, using a pre-set application form, by a specified closing date, subject to a maximum of Rs 500,000.00. Applications were reviewed by internal reviewers (applications for grants up to Rs 150,000) or external reviewers nominated by the Faculty Board. Review comments were shared with the applicants, and on incorporation of the corrections, applications were submitted for the recommendation of the University Research & Publications Committee, and approval by the Senate and the Council. Grantees are required to enter into an agreement with the University. Progress is monitored by the Research & Publications Committee through 6-monthly progress reports and final reports.

Accordingly, applications from 28 academic staff members from the Faculties of Computing & Technology, Medicine, Science and Social Sciences for university research grants worth LKR 9,438,850.00 were processed in 2022. Details are provided in Table 23.

Table 23 : Details of internal research grants

Faculty	Number of Research Grants Applied for	Amount of Funds Requested (LKR)
Faculty of Computing & Technology	5	2,000,000.00
Faculty of Medicine	9	3,250,000.00
Faculty of Science	13	3,888,850.00
Faculty of Social Sciences	1	300,000.00
Grand Total	28	9,438,850.00


PATENTS – 2022

Table 24 : Patents received by the University of Kelaniya in 2022

Name of the Patent	Name/s of the Patent Holder/s	Date of Receiving the Patent
A method for improving the shelf life of food products using coconut paring residue extract (CPRE)	Prof. Kapila Seneviratne Prof. Nimanthi Jayathilaka	01.09.2022
System & Method for addressable data communication using Radio frequency communication	Mr. T.N. Gurusinghe, Mr. L.D.P.S. Jayasekara, Ms. H.E. Wijesooriya, Mr. R.M.I.U. Rajapaksha, Mr. P.L.A.K. Piyumal, Dr. A.L.A.K. Ranaweera, Dr. K.M.D.C. Jayathilaka, Dr. J. Seneviratne, Prof. L.B.D.R.P. Wijesundera, Prof. S.R.D. kalingamudali	15.09.2022
Cinnamon based dietary supplements, and the process of preparation thereof	Prof. Bimali Jayawardhana, Ms. H.G.N. Dewangani, Ms. W.A.N.M. Wariyapperuma	21.04.2022
Dynamic Power Management Technique for Supercapacitor-Battery Hybrid Photovoltaic Systems	Mr. P.L.A.K. Piyumal, Dr. A.L.A.K. Ranaweera, Prof. S.R.D. Kalingamudali, Prof. A.D.V. Nihal Kaluratne	27.04.2022
A method for improving the shelf life and oxidative stability of edible oils, meat, egg-based foods, vegetable and preserving the color of fruit or vegetable juices using coconut paring residue extract (CPRE)	Prof. Kapila Seneviratne Prof. Nimanthi Jayathilaka	17.05.2022
A method for extending the oxidative and microbial shelf life of unsaturated oils, egg-based foods, and baked cakes by application of thermostable phenolic antioxidants extracted from rice (<i>Oryza sativa</i>) bran	Prof. Kapila Seneviratne Prof. Nimanthi Jayathilaka	02.11.2022
System & Method for addressable data communication, processing, control, and visualization based on RF wireless communication with or without an Internet connection	Mr. T.N. Gurusinghe, Mr. L.D.P.S. Jayasekara, Ms. H.E. Wijesooriya, Mr. R.M.I.U. Rajapaksha, Mr. P.L.A.K. Piyumal, Dr. A.L.A.K. Ranaweera, Dr. K.M.D.C. Jayathilaka, Dr. J. Seneviratne, Prof. L.B.D.R.P. Wijesundera, Prof. S.R.D. kalingamudali	05.07.2022
DC Switch with novel arc extinguishing method	Mr. Y.S.S. Ariyaratne Mr. N.W.K. Jayatissa Prof. S. De Silva	25.07.2022
Emergency Shut Off Liquid Petroleum Gas Regulator for Domestic Use (Industrial design)		

Table 25 : Patents filed by the University of Kelaniya in 2022

Name of the Patent	Name/s of the Patent Holder/s	Patent Filing Date
Addressable Data Communication System for Industry Automation and Industrial Internet of Things (IIoT) Based on Controller Area Network (CAN) Protocol	Mr. T.N. Gurusinghe, Mr. L.D.P.S. Jayasekara, Ms. H.E. Wijesooriya, Mr. R.M.I.U. Rajapaksha, Mr. M.P.A.V. Gunawardhana, Dr. P.L.A.K. Piyumal, Dr. A.L.A.K. Ranaweera, Dr. K.M.D.C. Jayathilaka, Dr. J. Seneviratne, Prof. L.B.D.R.P. Wijesundera, Prof. S.R.D. Kalingamudali	10.10.2022
Neutral connection-free liquid-petroleum-gas/propane sensitive safety electrical switch	Mr. R.M.I.U. Rajapaksha, Mr. T.N. Gurusinghe, Mr. L.D.P.S. Jayasekara, Ms. H.E. Wijesooriya, Mr. M.P.A.V. Gunawardhana, Dr. P.L.A.K. Piyumal, Dr. A.L.A.K. Ranaweera, Dr. K.M.D.C. Jayathilaka, Dr. J. Seneviratne, Prof. L.B.D.R.P. Wijesundera, Prof. S.R.D. Kalingamudali	02.11.2022
Artificial intelligence based smart liquid petroleum gas level indicator. (Industrial design)	Mr. R.M.I.U. Rajapaksha, Mr. T.N. Gurusinghe, Mr. L.D.P.S. Jayasekara, Ms. H.E. Wijesooriya, Mr. P.L.A.K. Piyumal, Dr. A.L.A.K. Ranaweera, Dr. K.M.D.C. Jayathilaka, Dr. J. Seneviratne, Prof. L.B.D.R.P. Wijesundera, Prof. S.R.D. Kalingamudali	12.01.2022



SCIENCE & TECHNOLOGY DEVELOPMENT OUTPUT – 2022

Table 26 : S & T development output in 2022

Name of the Science and Technology Development Output	Status
Development of new products/processes	
Addressable data communication system	Humanities
Fermented Moringa leaves, Moringa leaves in brine	In Focus 2022
“Cartesian Robot Body Design and Fabrication for Color Based Product Sorting Machine for industrial scale.”	Humanities
Domestic scale double barrel carbonization unit for industrial scale	In Focus 2022
Automated liquid fertilizer manufacturing apparatus	Humanities
Apparatus to prepare granular form of organic fertilizer	In Focus 2022
Design Prototypes developed	
Smart agricultural monitoring system	Humanities
AI base scale for LPG cylinders	In Focus 2022
Safety regulator for LPG cylinders	In Focus 2022
Safety electrical switch	Humanities
Digital irrigation control system	In Focus 2022





07. STUDENT WELFARE FACILITIES

Students at the University of Kelaniya receive access to a variety of facilities in addition to classroom-based academic activities. These include access to the library, scholarships, university hostels, canteens, the medical center, sports facilities, laboratory facilities and information & communication technology facilities, and many more.

A total of 5,434 undergraduate students received Mahapola scholarships, while another 3,329 students received bursaries in 2022. Any student who is eligible for a Mahapola scholarship gets LKR 5,000.00 per installment, while bursary recipients get LKR 4000.00 per installment, for 10 installments per academic year. In addition to these, several other scholarships offered by the Alumni Association of the University of Kelaniya, Faculty Alumni of the Faculty of Science, and by specific academic Departments are also available to undergraduate students.

SCHOLARSHIPS

Table 27 : Number of Mahapola and Bursary scholarship recipients

Faculty	Year of Intake	Year of Study	No. of Students Received	
			Mahapola	Bursary
FCMS	2020/2021	1	-	546
	2019/2020	2	462	192
	2018/2019	3	511	57
	2017/2018	4	497	48
Total			1470	843
FCT	2020/2021	1	-	109
	2019/2020	2	170	18
	2018/2019	3	135	8
	2017/2018	4	120	16
Total			425	151
FHU & FSS	2020/2021	1	-	828
	2019/2020	2	701	460
	2018/2019	3	998	97
	2017/2018	4	901	107
Total			2600	1492
FMED	2020/2021	1	-	113
	2019/2020	2	98	26
	2018/2019	3	91	12
	2017/2018	4	83	11
	2016/2017	5	51	21
	2015/2016	5	52	22
Total			375	205
FSC	2020/2021	1	-	323
	2019/2020	2	258	116
	2018/2019	3	218	158
	2017/2018	4	88	41
Total			564	638
Grand Total			5434	3329

The University of Kelaniya offers a series of scholarships and prizes to students to support their academic programs, in addition to the provision of Bursary and Mahapola scholarships.

These scholarships and prizes are based on donations from donors who were genuinely interested in investing in the future of students, which fall into two main types - those offered to needy students and those offered to those with outstanding performance. The scholarships offered to needy students are financial support provided over a long period of time, and students are selected by calling applications. The prizes offered to outstanding students are one-time awards, made as cash prizes or medals based on their performance at the 1st year or final examinations. Approximately there are 35 scholarships and prizes operating at present. All these scholarships and prizes have criteria specific to them, which are either proposed by the donors themselves or modified by the respective departments of study as applicable to meet the needs of students and based on the funds available.

The scholarships and prizes are implemented upon obtaining the approval of the respective Faculty Board and Senate of the University of Kelaniya for their criteria and with subsequent approval for selected students for each academic year. Recently attention was drawn to the fact that a substantial interest remains unutilized in the respective accounts. Accordingly, as directed by the Vice Chancellor, actions are being taken to revise the criteria to meet the current needs as well as to increase the benefit to the students concerned. It is expected that this series of revisions will help ensure the utilization of the interest balance to the optimum capacity in serving the needs of the students.

HOSTEL FACILITIES

In terms of housing, the University of Kelaniya provides accommodation to most students who request hostels. A total of 4,940 undergraduates from the Faculties of Commerce & Management Studies, Computing & Technology, Humanities,



Science and Social Sciences were provided with hostel facilities in and around the university premises at Dalugama, while the Faculty of Medicine at Ragama provided hostel facilities for all students who requested them.

Table 28 : Hostel recipients in 2022

Faculty	Year of Study	Year of Intake	No. of students who received Hostel facilities		
			Male	Female	Total
FCMS	1	2020/2021	87	226	313
	2	2019/2020	66	148	214
	3	2018/2019	51	184	235
	4	2017/2018	42	175	217
FCT	1	2020/2021	35	18	53
	2	2019/2020	32	21	53
	3	2018/2019	22	14	36
	4	2017/2018	22	10	32
FHU & FSS	1	2020/2021	139	651	790
	2	2019/2020	137	639	776
	3	2018/2019	93	617	710
	4	2017/2018	63	766	829
FMED	1	2020/2021	60	92	152
	2	2019/2020	64	174	238
	3	2018/2019	50	137	187
	4	2017/2018	50	119	169
	5	2016/2017	58	93	151
	5	2015/2016	75	86	161
FSC	1	2020/2021	93	90	183
	2	2019/2020	76	60	136
	3	2018/2019	67	91	158
	4	2017/2018	93	112	205
Total			1475	4523	5998



08.

SPORTS ACTIVITIES

The University of Kelaniya has excellent facilities to support a range of different sports. These include the facilities shown in the following table and support for the teams listed in the next Table.

Table 29 : Sports facilities

Indoor Stadiums	New Indoor Gymnasium
	Student Centre Gymnasium
	Gymnasium, Faculty of Medicine, Ragama
	Strength Training Centre, Kelaniya
	Strength Training Centre, Kannangara Hostel premises
	Physical Fitness Centre, Girls Hostel Chain
	Carron Premises
Outdoor Stadiums	Main Ground, Kelaniya
	Ground No. 2, Kelaniya
	Outdoor Basketball Court
	Tennis Court
	Outdoor Volleyball Court 1
	Outdoor Netball Court
	Outdoor Basketball Court, Faculty of Medicine
	Outdoor Netball & Volleyball Court, Faculty of Medicine

Table 30 : Sports events

Aerobic Gymnastics	(Men & Women)	Netball	(Women)
Badminton	(Men & Women)	Rugger	(Men)
Baseball	(Men)	Scrabble	(Men & Women)
Basketball	(Men & Women)	Swimming	(Men & Women)
Boxing	(Men)	Table Tennis	(Men & Women)
Carrom	(Men & Women)	Taekwondo	(Men & Women)
Chess	(Men & Women)	Tennis	(Men & Women)
Cricket	(Men)	Track & Field	(Men & Women)
Elle	(Men & Women)	Volleyball	(Men & Women)
Football	(Men & Women)	Weightlifting	(Men & Women)
Hockey	(Men & Women)	Wrestling	(Men & Women)
Judo	(Men & Women)	Wushu	(Men & Women)
Kabaddi	(Men & Women)	Yoga	(Men & Women)
Karate	(Men & Women)		

Total No. of Teams (Men & Women)	-	48
Total No. of Pool Members	-	870
Number of Students involved in Competitive Sports	-	1,692
Number of Students involved in sports at recreational level	-	1,890

SPORTS TRAINING PROGRAMMES & EVENTS

A total of 468 sessions were held during the period starting from September 5, 2022, and ending on December 31, 2022⁴. 84 students have been appointed as Captains & Vice Captains (Men & Women) for 24 sports disciplines, apart from Boxing, Aerobics Gymnastics & yoga.

Table 31 : Events held in 2022 and participation

Events	Number of Participants (Students)
Training Programme	2142
Freshers' Sports Programme for all faculties	774
Inter-Faculty Championships (for 24 sports disciplines)	1822
Sports Education Segment	262
Number of Friendly & Dual Matches	116 (1692 students)
Number of International Competitions participated	01
Number of Students, Participated in International Competitions	02

PERFORMANCES AT NATIONAL AND INTER-UNIVERSITY LEVEL COMPETITIONS IN 2022

Four students representing the University of Kelaniya won medals at competitions held during 2022.

Table 32 : Performances at the competitions

Competition	Performance	Competition
South Asian Karate Championships	45kg (Women), Silver Medal	T.L.S. Prabhashini
National Long Course Swimming Championships	50m, Fly First Place	S.M.S.S. Senaratne
	100m, Fly First Place	
	200m, Fly First Place	
	50m, Free Second Place	
	100m, Free First Place	
National Long Course Swimming Championships	45kg Kumite (Women), Gold Medal	T.L.S. Prabhaashini
	50kg Kumite (Women), Bronze Medal	H.L.M.V. Amunugama
	61kg Individual Kata (Men), Silver Medal	P.G.D.R. Perera
	61kg Kumite (Men), Bronze Medal	P.G.D.R. Perera

Table 33 : Performance at the Inter-University Championships – 2022 (as of December 31, 2022)

Sports Event	Performance
Rugby (Men)	Champions
Karate (Men)	Champions
Volleyball (Men)	Champions
Carron (Men)	Champions
Basketball (Men)	1 st Runner-up
Volleyball (Women)	1 st Runner-up
Badminton (Men)	1 st Runner-up
Karate (Women)	1 st Runner-up
Wrestling (Men)	2 st Runner-up
Basketball (Women)	2 st Runner-up
Track & Field (Women)	2 st Runner-up
Badminton (Women)	2 st Runner-up
Tennis (Women)	2 nd Runner-up
Netball (Women)	2 st Runner-up
Hockey (Women)	2 st Runner-up



⁴ During the period of January 1, 2022 to September 4, 2022 the training sessions were not conducted physically due to the pandemic



“ 100 years of Sri Lanka Athletics ”

A book entitled “100 years of Sri Lanka Athletics” edited by the Acting Director of Physical Education, Mr G.G.U. Saman Kumara, was published to celebrate the centenary of athletics in Sri Lanka. This book, published under the auspices of the Sri Lanka Athletics Institute, won the award for the best Sports book of the year 2022 at the “Sabuddi” Sports Awards.

REPRESENTATIONS IN NATIONAL TEAMS

Two students at the University of Kelaniya were selected for the national pool of baseball and national throwball President's team in 2022.

Table 34 : National team representations

National Team	Name of the Student
National Baseball pool	Mr. W.P.G.A. Weerawardane
National Throwball president's team	Mr. B.M.M.D.V. Basnayaka

AFFILIATED SPORT CONTROLLING BODIES IN 2022

The University of Kelaniya was affiliated with the following National & Provincial level Sports Controlling Bodies of Sri Lanka (with Executive Voting power) during the year 2022.

Representations in National Associations

1. Sri Lanka Cricket
2. Sri Lanka Weightlifting Federation
3. Sri Lanka Wrestling Federation
4. Table Tennis Association of Sri Lanka
5. Sri Lanka Chess Federation
6. Sri Lanka Judo Federation
7. National Aquatic Sports Union of Sri Lanka (NASU)

Provincial and District Associations

1. Western Province Rugby Football Union
2. Gampaha District Cricket Association
3. Gampaha District Netball Association
4. Western Province Badminton Association
5. Gampaha District Basketball Association

Representations in National Associations

1. Sri Lanka Universities Sports Association

AFFILIATED SPORT CONTROLLING BODIES IN 2022

Table 35 : Other positions held by staff

Name of the Staff Member	Position
Mr. GGU Saman Kumara	Executive committee member of the Athletic Association in Sri Lanka
	Hony Recorder of Athletic Association in Sri Lanka
	Recorder of Sri Lanka Universities Sports Association
	Member of the Judges Panel for Presidential Sports Awards
	Chairman of Selections, Statistics & Standards Sub-committee of Sri Lanka Athletics
Mr. HDSP Wijegunaratne	Chairman, Table Tennis Sub Committee of SLUSA
	Member of Badminton, Rugger, Subcommittees of SLUSA
Ms. GASG Godamune	Member of Karate, Netball, Basketball & Hockey sub- committees of SLUSA
Ms. HMKT Karunaratne	Member of Chess and Elle sub-committees of SLUSA
Ms. I.P.K. Mahadula	Member of Tennis and Swimming sub-committees of SLUSA
Mr. A.M.A. Athukorala	Member of Volleyball, Rugby, and Baseball Elle sub-committees of SLUSA
Mr G.R.C. Kularatne	Chairman of the Wrestling sub-committee of SLUSA

09. FACULTIES, CDCE, AND THE LIBRARY



UNIVERSITY OF
KELANIYA

FACULTY OF COMMERCE & MANAGEMENT STUDIES

MISSION

“ We at FCMS bring together futuristic, applied, and collaborative learning and research experiences to nurture and inspire holistic leaders who will actively contribute to making the world a better place. ”

INTRODUCTION OF THE FACULTY

The Faculty of Commerce and Management Studies, University of Kelaniya originates from the Department of Commerce established in the Faculty of Social Science in 1976. With hard work, perseverance, continuous effort and dedication of the academic staff, students, and other bodies, it was able to achieve Faculty status in 1995, and today, it is one of the fastest-growing Faculties in this area of studies. A multitude of programs are offered by the five departments in the Faculty: Commerce & Financial Management (DCFM), Human Resource Management (HRM), Accountancy (DoA), Marketing Management (DMM), and Finance (DFin). These include 14 undergraduate degree programs, one Doctor of Business Administration (DBA) program, seven master's degree programs, six Diploma programs and six Higher Diploma programs. The strength of the Faculty includes 144 academic staff members, one administrative officer, 5 Academic Support Staff members, 31 non-academic staff members, and 3,438 undergraduate students. The Faculty fosters social harmony and cultural diversity among its multi-cultural, multi-ethnic students, through a variety of extracurricular activities organized by the departments.

Facing the challenges of Covid -19, the Faculty managed to complete all end-semester examinations relevant to the Academic Year 2019/2020 physically by February 2022, examinations of Semester I of the Academic Year 2020/2021 by August 2022, and all the academic activities of the Academic Year 2020/2021 by December 2022.

The Faculty has won accolades from its stakeholders in the university community by successfully maintaining high quality in all its programs of study. The Faculty's graduate employability rate of 81% is one of the highest rates among the Management Faculties in the country, indicating the quality of the graduates. Further, obtaining the ISO certification for the Department of Marketing Management and the Department of Finance, the recognition granted by the Chartered Financial Analysts (CFA) Institute USA for the Bachelor of Business Management Honors in Finance and Bachelor of Business Management Honors in Financial Engineering is further evidence of the quality of the degree programs offered by the Faculty.

Key milestones for the year 2022 include renewal of the membership of AACSB (Association to Advance Collegiate Schools of Business) and introduction of a new program leading to Bachelor of Business Management Honors in Accounting Information Systems. At present, the Faculty has converted all the Special Degree programs into Honors Degree programs.

ACADEMIC STAFF PROFILE

Members of the academic staff are self-motivated to strengthen their research interests, which in turn contributes to the development of academic programs. A total of 53 members of the academic staff hold Doctoral Degrees (PhD) while 109 members have Master's degrees. Another 18 members are currently reading for Doctorates. In 2022, the Faculty members were recipients of a Vice Chancellor's Award and 3 Senate Awards for high quality research publications. In addition, a research project was completed by the Center for Advanced Marketing of the Department of Marketing Management in collaboration with the University of Central Lancashire, UK, on the condition of COVID-19 and disaster under the supervision of Prof. D.M.R. Dissanayake.

ACADEMIC STAFF PROFILE

The rehabilitation of lecture halls and renovation of some of the common amenities in the Ananda Patabendige building was successfully completed.

Moreover, Digital Smart Interactive Boards, Graphic Drawing Tablets were purchased to facilitate the online education activities of the Faculty.

ACADEMIC STAFF PROFILE

The International Conference on Business and Information (ICBI), the flagship conference of the Faculty of Commerce and Management Studies was held for the 13th time in collaboration with Dhaka University, Bangladesh, on November 17 and 18 at the Faculty premises. The theme of the 13th edition of the ICBI was 'Building Business Resilience to Climate Change in Frontier Markets'.

Also, the International Conference for Accounting Researchers and Educators (ICARE 2022) of the Department of Accountancy and the International Conference in Marketing (ICAM 2022) of the Department of Marketing Management was held on December 15, 2022 and December 20, 2022.

Faculty Excellence Awards 2022 organized by the Quality Assurance Cell of the Faculty (FQAC) to award and recognize the best-performing students of the faculty under two main categories, namely "Dean's List" and "Faculty Awards" was successfully held on December 19, 2022.

Moreover, virtual field visits, Industry linked graduate certification; "Certified Professional Marketing Graduate (CPMG)", signing MOUs and partnerships with industries and other stakeholders illustrate the quality of teaching are some of the prominent activities for 2022.

In achieving the mission, the Faculty ensures better service for shaping and carving glittering leaders for the corporate world with the required capability, skills and attitudes to make essential decisions in the interest of society. The Faculty of Commerce and Management Studies has so far produced more than 10,000 graduates and many of them are at the forefront of managerial ranks in public and private sector organizations, and some of our graduates are prominent entrepreneurs in the country.

Dr. P.N.D Fernando
Dean/ Faculty of Commerce & Management Studies



FACULTY OF COMPUTING & TECHNOLOGY

VISION

“ To become a centre of excellence in creation and dissemination of knowledge in Computing and Technology for sustainable development. ”

MISSION

“ The Faculty of Computing and Technology strives for excellence in computing and technology through innovation and dissemination of knowledge and capacity building for socio-economic development of the nation. ”

INTRODUCTION OF THE FACULTY

The Faculty of Computing and Technology (FCT) was established in 2016 as the seventh faculty of the University of Kelaniya. The FCT currently offers three undergraduate degree programs: Bachelor of Science Honors in Computer Science, Bachelor of Engineering Technology (BET) Honors and Bachelor of Information and Communication Technology (BICT) Honors. In addition, one post graduate degree program, viz. MSc in ICT in Education was offered in 2022. Work is underway to introduce a 4th program of study leading to Bachelor of Bio-Systems Technology (BBST) Honors.

Expansion of the human resources in the faculty was not promising due to the economic crisis and the prevailing situation of the country. Therefore, addition of human capital to the academic staff was limited to six members and administrative and non-academic staff to the 01 member for the year of 2022.

OVERVIEW OF ORGANIZATIONAL STRUCTURE

FCT currently has three departments of study:

- **Department of Applied Computing**
- **Department of Computer Systems Engineering**
- **Department of Software Engineering**

In addition, the following centers play a significant role in serving a wider community of stakeholders:

- **The Industry Interaction Cell for Computing and Technology (IICfCT)**

IICfCT serves as the focal point in the Faculty for engagement with industry. It handles a variety of activities ranging from coordinating industry placements for all final year students to managing consultancy assignments on behalf of the FCT. IICfCT provides reliable and cost-effective solutions to the industries while providing learning experience to university students, and collaborative research opportunities to the faculty members. IICfCT secured a considerable amount of funding from the ADB funded Science and Technology Human Resource Development Project to enhance its services.

- **Centre for Excellence in Technology Education (CETE)**

Centre for Excellence in Technology Education was established in November 2022 with the objective of enhancing the quality of Technology stream undergraduate education through innovative teaching and learning methodologies which promotes students' active engagement, deep understanding and critical thinking. CETE was established in consultation with University of Wisconsin-Madison, USA, through a partnership between University of Kelaniya and University of Wisconsin-Madison, USA, under the Science and Technology Human Resources Development (STHRD) project funded by the Asian Development Bank (ADB). The center currently provides quality support for the educators/faculty members to excel in the complex, challenging and dynamic craft of teaching while facilitating the institutionalization of the culture of innovative teaching and learning.

- **Centre for Advanced Materials and Smart Manufacturing (CAMSM)**

The purpose of this new centre, which was also established in 2022, is to promote research, innovation, education, and training, on development and applications of advanced engineering and bio systems technologies including advanced materials, smart manufacturing, and environmental technologies contributing to the sustainable development of Sri Lanka, aligning with the United Nations Sustainable Development Goals.

The main objectives of CAMSM will be to create facilities for conducting translational academic research in engineering and bio systems

technologies, building a research ecosystem within the faculty, promoting technology driven entrepreneurship and capacity building in conducting translational academic research through education, training, and consultation.

SUMMARY OF THE NEW RECRUITMENTS OF THE YEAR 2022

Table 36 : Recruitments of the Faculty of Computing & Technology

Department	Number of Recruitments		
	Permanent	Temporary lecturers	Demonstrators
Academic Staff			
Applied Computing	221	2158	2379
Software Engineering	198	713	911
Computer Systems Engineering	8	16	24
Non-academic Staff			
Faculty office	221	2158	2379
Technical officers	198	713	911
Lab assistants	8	16	24

TOTAL PERMANENT STAFF

Table 37 : Staff of the Faculty of Computing & Technology

Department	Male	Female	Totle	PhD	Senior	Senior	Probationary
					/Professors	Lecturers	Lecturers
Applied Computing	08	05	221	13	09	10	03
Computer Systems Engineering	07	03	198	10	06	05	04
Software Engineering	04	06	8	10	05	05	05
Total	19	14	33	20	01	20	12

Dr. Pradeep Samarasekera received the CVCD Excellence Award 2020 for most outstanding inventor at a ceremony held on September 2, 2022 at the BMICH. In addition, many of the academic staff members have received senate and VC awards.

PROGRAMS OF STUDY OFFERED BY THE FACULTY

Three undergraduate degree programs are offered by the FCT:

- **Bachelor of Science Honors in Computer Science Degree**

The students for this degree programme are selected from the mathematics stream of the GCE (Advanced Level) examination and the intake in 2022 was 60 students. The first batch of students is expected to graduate in 2023.

- **Bachelor of Engineering Technology (BET) Honors Degree**

The students for this degree programme are selected from the Technology stream of the GCE (Advanced Level) examination and the intake in 2022 was 87 students. Sixty-two students graduated from this programme in 2022 as the first ever batch of engineering technologists produced by the faculty.

- **Bachelor of Information and Communication Technology (BICT) Honors Degree**

The students for this degree programme are selected from the Technology stream of the GCE (Advanced Level) examination and the intake in 2022 was 98 students. Forty-nine students graduated from this programme in 2022 as the first ever batch of ICT professionals produced by the faculty.

A new degree programme, Bachelor of Bio Systems Technology has been approved by the University Council in 2022. The University has applied to the UGC for formal approval of the proposal.

RESEARCH

The following Internal research grants, secured by the staff in 2021, were operational in 2022.

1. **Dr. Kasun Fernando** - Optimised windmill blade system to generate electricity from high rising building complex.
2. **Dr. Laalitha Liyanage** - Potable water quality assessment around the Faculty of Computing and Technology.
3. **Mr. Rajitha Peiris** - Investigating production method for locally produced low-cost bench type Coordinate Measuring Machine (CMM) for product quality assurance.
4. **Dr. Anuradhi Welhenge** - Virtual reality embedded systems electronic lab simulator for online education.

Four new internal research grants were secured by academic staff in 2022:

1. **Dr. Induni W. Siriwardane** - Nano-encapsulation of tea polyphenols for value added nutraceutical products.
2. **Dr. Thilini P. Rupasinghe** - Development of a household washing liquid for the efficient removal of pesticide residues in vegetables /fruits using biogenic substances.
3. **Dr. R.R.L.U.I. Rajapaksha** - Functional brain connectivity in resting-state fMRI analysis using machine learning, deep learning algorithms.
4. **Dr. Pradeep W. Samarasekera** - Identifying groundwater sources with minimum risk for CKDu in North Central Province of Sri Lanka.

Researchers from FCT secured funding worth more than LKR 190 million through the Competitive Research Grants scheme of the ADB funded Science and Technology Human Resource Development Project in 2022.

Dr. Pradeep Samarasekera of the Department of Applied Computing secured a grant of USD 500,000 for a research project entitled “Extraction of Rare Earth Elements from Sri Lankan Minerals” funded by the ADB Science and Technology Human Resource Development Project.

In addition, Dr. Laalitha Liyanage and Dr. Sidath Liyanage was able to secure LKR 6.7 million and LKR 8.3 million respectively through the ADB Science and Technology Human Resource Development Project.

Researchers from FCT contributed to the body of knowledge in multiple domains by publishing more than 15 journal articles and presenting more than 8 conference papers. The new addition of the state of art laboratory facility to the faculty will enhance the research output in the coming years.

CONFERENCES ORGANIZED BY THE FACULTY IN 2022

International Conference on Advances in Technology and Computing (ICATC 2022) was held virtually on December 2, 2022. The program was organized as an annual event that supported scholars from all around the world to gather and share their technological, scientific, and socio-economic findings while initiating collaborations. The conference in 2022 was organized under the theme: “Utilisation of digital technologies toward sustainable development”. The keynote speech was delivered by Prof. Martha Cleaveland-Innes from Athabasca University, Canada on the topic: “Sustainable education for a digital world”. Three workshops and a student research symposium were also organized as a part of the conference.

CONFERENCES ORGANIZED BY THE FACULTY IN 2022

International Conference on Advances in Technology and Computing (ICATC 2022) was held virtually on December 2, 2022. The program was organized as an annual event that supported scholars from all around the world to gather and share their technological, scientific, and socio-economic findings while initiating collaborations. The conference in 2022 was organized under the theme: “Utilisation of digital technologies toward sustainable development”. The keynote speech was delivered by Prof. Martha Cleaveland-Innes from Athabasca University, Canada on the topic: “Sustainable education for a digital world”. Three workshops and a student research symposium were also organized as a part of the conference.

INFRASTRUCTURE DEVELOPMENT OF THE FACULTY OF COMPUTING AND TECHNOLOGY

The new building complex of the FCT, funded by the Science and Technology Human Resources Development Project (STHRDP) of the Ministry of Education is nearing completion. During the month of January 2023, faculty will be relocated to the Laboratory Building complex which is being completed and handed over to the University. The rest of the buildings will be completed by the end of the year 2023 and FCT is planning to become fully functional by the month of October 2023.

PARTNERSHIPS WITH INDUSTRY AND OTHER STAKEHOLDERS IN THE RELEVANT FIELD

As the industrial arm of the Faculty of Computing and Technology, the Industry Interaction Cell for Computing and Technology (IICfCT) is managing the activities related to Industry partnering and collaborations at the faculty. Through a grant support from ADB, IICfCT had initiate a program entitled “Knowledge Exchange Partnership – KxP™” “as a pilot program in Sri Lanka. KxP™ is a pioneering research initiative by the faculty, leading to fully funded research collaborations between universities and the corporate sector. In KxP™, academics and company experts jointly supervise a KxP Associate™ based in the company, aiming

to improve their competitiveness and productivity. Under the KxP™ program, two key projects were initiated as University-Industry research collaborations in the year 2022.

About 225 students were placed in the industry as interns in 2022. 135 undergraduates were placed in the ICT and Computer Science sectors as full-time employees during their 06-month industrial training program, while 90 undergraduates were placed in the Engineering sector. All students are required to complete eight credit capstone projects. Many are working on industry collaborative research projects and making successful progress in achieving the industry requirements.

The faculty has conducted numerous webinars, seminars and full-day workshops for the undergraduates of the faculty to enhance their industry readiness and improving their knowledge and skills.

Also, the members of the academic staff provided consultancy services to numerous organizations and corporate entities in fulfilling their national services in knowledge and expertise sharing. One key projects the faculty has heavily engaged with during the year was the Electronic Medical Record (EMR) software development project for the Ayati National Centre for Children with Disabilities.

CONTINUOUS PROFESSIONAL DEVELOPMENT OF THE FACULTY MEMBERS

The staff members attended several workshops, seminars, and certificate programs for their continuous professional development. The programs attended by staff members are given below.

Seminars organized by the various universities and organizations of People's Republic of China were successfully completed by Dr. Chanaka Udayanga, Dr. Shakila Pathirana and Dr. Amila Jeewandara during the month of August 2022.

Dr. Thilini Rupasinghe has completed the Training Series in Academic Mentoring 2022 for State universities and Professional Colleges by University of Colombo - Faculty of Medicine & University Grants Commission.

Assessor Training Course on ISO/IEC 17025:2017 conducted by Sri Lanka Accreditation Board for Conformity Assessment, SLAB was completed by Dr. Amila Jeewandara and Dr. Kasun Fernando during the month of August. All members of the faculty attended the ADB Gender Training Workshop for FCT Academic Staff conducted by the Centre for Gender Studies, University of Kelaniya.

STUDENT ACTIVITIES

FCT student body is actively engaged in various extra-curricular activities and CSR projects via the student's clubs and organizations. Green Club of Faculty of Computing and Technology, Student's Union of Faculty of Computing and Technology, Engineering Technology Student's Association (ETSA), Information Technology Student's Association (ITSA), Information Systems Audit and Control Association (ISACA), Legion Society of University of Kelaniya and Computer Science Student's Association are the actively engaged student societies.

Dr. R.M.C.S. Pushpakumara
Dean/ Faculty of Computing & Technology



FACULTY OF GRADUATE STUDIES

VISION

“ The vision of the Faculty of Graduate Studies (FGS) is based on the purpose of education from ancient times: Natthi vijjaa Sama.m pa~n~naa (Pali), 'there is no power comparable to knowledge' or ipsa scientia potestas est [Latin] 'knowledge is power!' Therefore, FGS envisages that its graduates will have the knowledge to wield power in different spheres and make the world a better place through their dedication to research, openness to new ideas, and mastery of analytical skills. ”

MISSION

“ The mission of the Faculty of Graduate Studies is to encourage research and dissemination of knowledge at the postgraduate level. FGS works with academic staff, students and administrative staff in all Faculties of the University of Kelaniya to promote excellence in postgraduate education. Hence, FGS works together with all academic departments across the university to provide graduate education through programs that lead to postgraduate Diplomas, Master's, MPhil, and PhDs to create a dynamic intellectual climate for its students. ”

OVERVIEW OF ORGANIZATIONAL STRUCTURE

The academic and administrative head of the faculty is the Dean FGS. The FGS has a Deputy Registrar for its administrative functions and a Finance Division headed by an assistant bursar to streamline the financial activities of all its fee-levying programs.

PROGRAMS OF STUDY OFFERED BY THE FACULTY

The FGS offers 58 postgraduate programs under the following Boards of Study (BoS) which encompass broad subject disciplines:

- 1. BoS in Commerce & Business Management**
- 2. BoS in Computing**
- 3. BoS in Digital Learning**
- 4. BoS in Humanities**
- 5. BoS in Science**
- 6. BoS in Social Sciences**
- 7. BoS in Medical Sciences**
- 8. BoS in Multidisciplinary Studies**

Apart from the above, actions were taken by the FGS to formally establish a BoS in Technology with the assistance of the Faculty of Computing and Technology. Amidst many barriers due to covid 19 pandemic and the economic crisis of the country, the FGS could secure a total student enrolment of over 2900. Further, the following three new programs were launched, and academic activities were started:

- 1. Postgraduate Diploma in Japanese Language**
- 2. MSc in Computer Science**
- 3. Master of Business Studies (China) program**

Three members of the University visited Bangladesh in November 2022 to conduct the program review of the MBA program offered in Bangladesh. The panel could finalize the pending student enrolment and results of the program. Further, it was an opportunity for the team to engage in marketing activities to recruit more foreign candidates.

RESEARCH

The FGS has planned to publish its journal in mid-2023 by calling for full papers from the authors who submitted abstracts for the International Postgraduate Research Conference held on December 28, 2022. The full papers will be invited from those authors whose abstracts were recommended by review panels and the session chairs of the conference. It was made a mandatory requirement for all MPhil and PhD candidates to publish at least one full paper in white-listed journals approved by the Research Council.

CONFERENCES ORGANIZED BY THE FACULTY IN 2022

The FGS organized the International Postgraduate Research Conference (IPRC) in December. It was the 22nd consecutive conference of the FGS. The theme of the conference was "Research and Innovations in Crisis Situations", and the inauguration ceremony was enlightened by the keynote address of Prof Arti Kashyap from the Indian Institute of Management, Mandi. It was followed by three plenary sessions by two professors from the USA and one from Bangladesh. Over 150 abstracts were received, and around 100 were selected to present at the conference. The event was organized as a hybrid event, and all the publications, including the abstract volume and the program book, were published digitally.

INFRASTRUCTURE DEVELOPMENT AND DIGITALIZATION

The FGS successfully implemented the first-ever online budget and voucher system to facilitate efficient and effective management of the processes related to postgraduate program budgets and vouchers. Use of a 16-digit code in making payments, adopted in 2021, has resulted in reducing the unidentified income from postgraduate programs for the year 2022.

Financial and regulatory approval was obtained from the Council to digitalize the MPhil and PhD degree-related processes from application to graduation. It is expected to commence developing the computer system in early 2023.

It was observed that the current computer system that caters to all students following Master's degrees by coursework should be upgraded to meet the current and forecasted needs of the stakeholders. Hence, initial planning and discussions were conducted to develop a new system for this purpose. Further, policy approval was obtained to develop an app for mobile devices for students to access the FGS computer system. This is a joint project with the MBA Unit and the FGS.

ACADEMIC COLLABORATION WITH FOREIGN PARTNERS

The University of Kelaniya has had a partnership with Cambrian International Study Centre (CISC), Bangladesh, since 2019. With this collaboration, the MBA program is offered in Bangladesh, and the third batch was commenced in 2022. Over 7000 US dollars were received from Bangladesh operations in 2022.

In November 2022, a separate agreement was signed with the same institute to offer MPhil and PhD programs of the FGS, University of Kelaniya. Potential candidates were interviewed by the UoK team who visited Bangladesh in November, and applications were submitted for consideration by the Board of Study in Commerce and Business Management. A countrywide Facebook marketing campaign is planned for the 1st quarter of 2023, and it is expected to receive more applications in other fields also in future.



Senior Prof. N.A.K.P.J. Seneviratne
Dean/ Faculty of Graduate Studies



FACULTY OF HUMANITIES

VISION

“ To become a Centre of Excellence in the field of Humanities. ”

MISSION

“ To strengthen human resources through education and research in the fields of language, arts and religion. ”

OVERVIEW OF ORGANIZATIONAL STRUCTURE

The Faculty of Humanities of the University of Kelaniya is composed of an exquisite blend of cultures, traditions, and languages that reflects its multi-linguistic, multi-cultural approach to the study of culture and civilization. It consists of the following departments of study:

- **Department of English**
- **Department of English Language Teaching**
- **Department of Fine Arts**
 - **Drama & Theatre and Image Arts Unit**
 - **Visual Arts & Design and Performing Arts Unit**
- **Department of Hindi Studies**
- **Department of Linguistics**

- **Department of Modern Languages**
- **Department of Pali & Buddhist Studies**
- **Department of Sanskrit & Eastern Studies**
- **Department of Sinhala**
- **Department of Western Classical Culture & Christian Culture**
- **Education Unit**

PROGRAMS OF STUDY OFFERED BY THE FACULTY

Table 38 : Students by program of study of the Faculty of Humanities

Program of Study	Overall Student Numbers			
	2020/2021	2019/2020	2018/2019	2017/2018
Bachelor of Arts Honours in German		22	13	18
Bachelor of Arts Honours in Hindi	13	11	7	8
Bachelor of Arts Honours in Image Arts	-	7	9	4
Bachelor of Arts Honours in Japanese	-	16	23	23
Bachelor of Arts Honours in Korean	-	15	14	24
Bachelor of Arts Honours in Linguistics	-	13	8	10
Bachelor of Arts Honours in Literary Criticism	2	1	3	4
Bachelor of Arts Honours in Performing Arts (Dancing)	-	33	15	26
Bachelor of Arts Honours in Pali	12	7	7	11
Bachelor of Arts Honours in Performing Arts (Music)	6	12	12	10
Bachelor of Arts Honours in Russian	8	2	2	7
Bachelor of Arts Honours in Sanskrit	11	9	5	6
Bachelor of Arts Honours in Sinhala	-	76	78	75
Bachelor of Arts Honours in Teaching English as a Second Language	47	39	35	43
Bachelor of Arts Honours in Translation Studies	41	28	24	27
Bachelor of Arts Honours in VāstuShāstra	-	32	23	49
Bachelor of Arts Honours in Visual Arts (Arts, Computer Design)	-	19	17	18
Bachelor of Arts Honours in Western Classical Culture	8	2	-	2
Total	762	726	615	551

DETAILS OF THE ACADEMIC STAFF MEMBERS OF THE FACULTY

At the end of 2022, the Faculty of Humanities had 119 academic staff in the permanent cadre and 80 in the temporary cadre. Close to half the academic staff (45.9%) have doctoral degrees, while about one-quarter (23.5%) hold the rank of Professor or Senior Professor. Females account for 56 of the 119 academic staff (47.1%).

EXTERNAL AWARDS WON BY STAFF IN 2022

Several members of the academic staff won national or international awards in 2022. They include the following:

- **Mr. Milinda Tennakone** - Best Sound Designer, Youth Film Festival Sri Lanka
- **Dr. Anusha N. Salwathura** - Varishth Hindi Premi Samman (2021-2022)
- **Mrs. Hasara D. Hirimuthugoda** - Ubharte Hindi Premi Samman (2021-2022) awarded by the High Commission of India, Colombo for promoting Hindi in Sri Lanka
- **Dr Aruna K. Gamage** - Post Doctoral Award: Humboldt fellowship at Philipps University of Marburg
- **Senior Professor Kamani Jayasekara** - Godage Literary Award for English Literature

RESEARCH

One member of the academic staff received a University Research Grant for LKR 15,000/-.

Research outputs from Faculty members include 10 books, two book chapters, 7 papers in peer-reviewed journals and 13 conference abstracts or full papers.

The Humanities Undergraduate Research Symposium 2021 organized by the Faculty of Humanities Research Centre was held on the February 3, 2022

INFRASTRUCTURE DEVELOPMENT AND DIGITALIZ

Several measures were implemented in 2022 to improve the Faculty's physical infrastructure. These included completion of two new lecture halls for the Dept of English Language Teaching, funded by the AHEAD project; development of office space and new cubicles for academic staff in both Units of the Dept of Fine Arts; and extensive improvements in the Dept of Pali & Buddhist Studies.

PARTNERSHIPS WITH INDUSTRY AND OTHER STAKEHOLDERS IN RELEVANT FIELDS

The University entered into a Memorandum of Understanding with the Sri Lanka Bureau of Foreign Employment in 2022, to enable the Dept of Linguistics to offer a course in Tamil language for employees of the SLBFE.

ACADEMIC COLLABORATION WITH FOREIGN PARTNERS

The Memorandum of Understanding with the Buddha Dhamma Centre in Hong Kong was renewed to facilitate continued collaboration with the Department of Pali and Buddhist Studies.

The Department of Sinhala organized the programme “Seda Mawatha” with the Sinhala Department of Beijing University, China.

Dr. Sudath Senarath
Dean/ Faculty of Humanities



FACULTY OF MEDICINE

VISION

“ The Faculty aspires to be an internationally recognized institution of higher education in a culture of excellence and integrity that helps to generate and impart knowledge in the medical sciences. ”

MISSION

“ The Faculty of Medicine

- Educates medical students, postgraduate doctors, allied health care professionals and the public,
- Provides patient oriented medical care to prevent, diagnose and treat human illness, and
- Conducts basic, applied, and clinical research,

in an environment of high-quality education that nurtures a spirit of inquiry, initiative, equality and social responsibility.

Graduates of the Faculty will have the knowledge, the skills and attitudes to be successful in providing services to the community, country and beyond as individuals and opinion leaders in a globalized health care environment.

At the Faculty of Medicine, knowledge is advanced by an academic community with a passion for teaching, student training and scientific enquiry. By providing an excellent environment for learning and research, we will encourage scholarship at the highest level.

”

ORGANIZATIONAL STRUCTURE

The Faculty of Medicine is in Ragama, in a spacious, campus of about 35 acres. It commenced activities in September 1991. The faculty has 17 departments namely Anatomy, Biochemistry, Physiology, Parasitology, Clinical Microbiology, Pathology, Pharmacology, Forensic Medicine, Public Health, Family Medicine, Psychiatry, Paediatrics, Medicine, Surgery, Gynecology and Obstetrics, Medical Education and Disability studies. The Molecular Medicine Unit, Rickettsial and vector borne disease laboratories provide diagnostic services and carry out research pertaining to infections disease. The infertility, Gastrointestinal, Autonomic function, Haematology, Histopathology, Cytopathology and Microbiology laboratories mainly provide diagnostic services whilst contributing to clinical research. The natural product screening laboratory, clinical trials unit and bio dosimetry laboratories function as research centers. The Lama Piyasa child protection unit, the Thalassemia center, the Stroke unit, the Ayati Center for Children with Disabilities and the Colombo North Center for Liver Disease are all facilities run by the Faculty, which aim to provide excellent tertiary care.

The Health Data Sciences unit was established in 2021 /2022 and provides the skills and knowledge in information technology and contributes to the research activities of the faculty. A student affairs division has been established to coordinate all extracurricular activities of students and facilitate student counselling, career guidance and student welfare activities.

PROGRAMS OF STUDY AND STUDENTS

The MBBS study program was accredited by the Accreditation Unit of the Sri Lanka Medical Council in June 2022, and was rated as being very satisfactory or satisfactory in all eight standards assessed and obtained a “Good” grade for the percentage weighted score.

The BSc Honours in Speech and Hearing Sciences program offered by the Faculty of Medicine is the first approved professional program in Sri Lanka for production of Audiologists and Speech & Language Therapists. The Ayati Center continues to provide clinical training for these students as well as many other allied health personnel and has now registered nearly 10,000 outpatients.

In 2022, the 27th batch of medical students and the 10th batch of BSc Hons (Speech & Hearing Sciences) students graduated from the Faculty. 209 students of the 33rd Batch (2020/21 intake) registered for the MBBS degree program and commenced their academic activities in January. 92 students of the 14th batch of the BSc (SHS) degree program commenced their orientation program on the July 14, 2022, along with 47 students of the

1st batch of the Occupational therapy degree program.

Postgraduate programs offered through the Faculty of Graduate Studies include the Master of Public Health (Epidemiology) program, and research degrees leading to award of PhD, MD, and MPhil in medical sciences. The Master of Public Health (Epidemiology) program conducted for the 6th Batch of students commenced in August 2022.

The Faculty also offers two external degree programs in conjunction with the Centre for Distance and Continuing Education namely a BSc in Occupational Therapy, and a BSc in Physiotherapy. Currently the 3rd batch of 24 students are following of the BSc Physiotherapy program. 15 students of the second batch of the Occupational therapy program were awarded their degree certificates at the Convocation held on the December 29, 2022. A Higher Diploma in Crime Investigation is offered in collaboration with the Faculty of Social Sciences to Police officers. Currently the second batch of officers are following this program.

ACADEMIC STAFF

The Faculty has 129 academic staff members on the permanent cadre, as well as about 34 on the temporary cadre, and over 60 visiting staff that includes consultants who are attached to the affiliated teaching hospitals. Nine new academic staff members were recruited during 2022, but the retirement of 5 senior academics including four Chair Professors and the resignation of four academic staff members and the temporary halting of new recruitments did not improve the number of permanent staff members.

Currently, the Faculty has 13 Senior Professors, 35 Professors, 13 Senior lecturers (Grade I), 34 Senior Lecturers (Grade II), 2 Lecturers (unconfirmed), and 25 Probationary Lecturers. The female male ratio is 60:69. The cadre chair in 11 departments is occupied as of December 2022.

RESEARCH

The Faculty has 129 academic staff members on the permanent cadre, as well as about 34 on the temporary cadre, and over 60 visiting staff that includes consultants who are attached to the affiliated teaching hospitals. Nine new academic staff members were recruited during 2022, but the retirement of 5 senior academics including four Chair Professors and the resignation of four academic staff members and the temporary halting of new recruitments did not improve the number of permanent staff members.

Currently, the Faculty has 13 Senior Professors, 35 Professors, 13 Senior lecturers (Grade I), 34 Senior Lecturers (Grade II), 2 Lecturers (unconfirmed), and 25 Probationary Lecturers. The female male ratio is 60:69. The cadre chair in 11 departments is occupied as of December 2022.

INFRASTRUCTURE DEVELOPMENT AND DIGITALIZATION

Construction of the Colombo North Centre for Liver Disease commenced in 2021, but completion of construction has been greatly delayed due to the economic and fuel crisis. A new building / structure to house the maintenance staff and store equipment and building material is now under construction. All other building projects undertaken were mainly minor additions, refurbishments, and rehabilitation projects.

The canteen in the boy's hostel premises was completely refurbished with modern equipment to add to the existing student utility area which includes a laundry and salon. The new canteen is now managed by the Kelaniya Medical Faculty Teachers Union on a unique non-profit making model to provide students with healthy and wholesome food under strict hygienic conditions at affordable prices.

In an MOU signed between the trustees of the adjacent Child Development Center and the University of Kelaniya, the Faculty was provided the opportunity of developing over 2 acres of land. Currently this land is being utilized to grow vegetables, supplied to the canteen.

A new Student Information System has been developed for the SHS and OT students enabling student registration, all examination related activities and issue of student transcripts and academic records.

A time tabling system linked to the laboratory /lecture hall reservation system is being developed to ensure that the teaching programs could be conducted smoothly especially in the backdrop of an increasing number of students and the lack of new teaching learning spaces for innovative student-centered activities that are being introduced.

The HDSU in collaboration with the Department of Pathology has developed a web-based pathology reporting system which will prove useful in postgraduate training and serve as a database for research purposes.

PROSPECTS

The faculty proposes to increase collaboration with the private sector (Ex: Hiring of the skills lab) for educational purposes. It also hopes to offer online courses, certificate, and diploma programs to school leavers and allied health personnel in a bid to generate funds.

The Faculty plans on developing the land obtained from the Child Development Center, currently utilized for vegetable cultivation, as a recreational area for students.

An admissions committee will be set up in 2023, with one of its principal aims being to attract more foreign students on a fee-levying basis. It is also hoped that elective student programs can be further popularized to attract more students by collaborating with foreign medical schools.

Professor (Mrs.) J.D.S. Hewavisenthi
Dean / Faculty of Medicine



FACULTY OF SCIENCE

MISSION

“ The mission of the Faculty of Science of the University of Kelaniya is to produce highly motivated graduates and postgraduates capable of making a significant contribution to national development and the well-being of mankind and of conducting research and providing advisory and consultancy services in various scientific disciplines to foster a better understanding of the environment for sustainable use and conservation of natural resources.

”

INTRODUCTION OF THE FACULTY

The Faculty of Science, established in 1967, now consists of 8 academic departments, namely the Departments of Chemistry, Industrial Management, Mathematics, Microbiology, Physics and Electronics, Plant & Molecular Biology, Statistics & Computer Science, and Zoology & Environmental Management, and 2 units, namely the Software Engineering Teaching Unit, and Sports & Exercise Science Unit.

The Faculty of Science offers 3 Bachelor of Science degree programs of 3-year duration and 19 Bachelor of Science Honors degree programs of 4-year duration. From the Academic Year 2020/2021, the Faculty of Science successfully increased the Honors Degree Programs to 19 by introducing the following Honors Degree Programs, which led to an increase in the student intake by 190.

1. Bachelor of Science Honors in Applied Chemistry,
2. Bachelor of Science Honors in Electronics and Computer Science, and
3. Bachelor of Science Honors in Sports Science

Further, the Faculty of Science has increased the student intake by 212 from the academic year 2019/2020 for all its degree programs, which led to an increase in the annual student intake to 957. Hence the student intake from the Academic Year 2020/2021 has been increased to 1,140.

The annual student intake for the Biological Sciences and Physical Sciences were 221 and 362, respectively, for the Academic Year 2020/2021. The Faculty also admitted 119 students to the BSc Honors Degree Program in Management and Information Technology, 109 students to the BSc in Environmental Conservation and Management, 63 students to the BSc Honors in Software Engineering, and 76 students to BSc in Physics and Electronics, 80 students for BSc Honors in Electronics and Computer Science, 60 students for BSc Honors in Applied Chemistry, 50 students for BSc Honors in Sports Science Degree Programs through separate windows. Furthermore, the Physical Sciences and Biological Sciences students are offered a range of Auxiliary course units from the Faculties of Commerce & Management Studies, Humanities, and Social Sciences.

Currently, the Faculty of Science conducts 12 MSc Degree Programs, 3 Postgraduate Diploma Programs, and a Diploma Program. The Faculty presently serves 2,694 undergraduates, with 135 academic staff, 1 academic support staff and 93 non-academic staff members. The construction of the new lecture theatre complex is in progress and will further facilitate Student-Centered Learning activities in the Faculty of Science.

The Faculty provides services to students, the academic community and the public through the Central Equipment Laboratory, Floriculture Research Centre, National Glass Blowing Centre, Repair and Instrumentation Unit, Research and Consultation Centre for Coconut oil, Research and Services Centre, Regional Centre for Asian Ant Research, Solar Solutions Centre, and the University-Industry Community Interaction Cell (Environment and Development Consultants (EDCON)).

HIGHLIGHTS OF THE YEAR 2022

Grants

1. **ELTA – ELSE Faculty proposal – LKR 100 million**
2. **Development Oriented Research – LKR 40 million**
3. **ELTA – ELSE Department vice proposals**
 - a. Department of Industrial Management – LKR 15 million
 - b. Department of Plant and Molecular Biology – LKR 15 million
4. **Enhancement of student enrolment in STEM disciplines**
 - a. Department of Industrial Management – LKR 50 million
 - b. Department of Chemistry - LKR 20 million
 - c. Department of Mathematics - LKR 20 million
 - d. Departments of Mathematics, Physics and Electronics,

5. **Research Innovation and Commercialization (RIC)**

- a. Department of Chemistry – LKR 40 million
- b. Department of Physics and Electronics – LKR 40 million

PATENTS AND INDUSTRIAL DESIGNS

The Faculty of Science received the following Patents and Certificates of Registration of Industrial Designs in the year 2022:

1. **Cinnamon-based dietary supplements, and process of preparation thereof – International application published under Patent Corporation Treaty (PCT) WIPO -Number WO 2022/079539 A1**
2. **A Method for improving the shelf life of food products using coconut paring residue extract (CPRE) – International application published under Patent Corporation Treaty (PCT) WIPO -Number WO 2022/180445 A1**
3. **System and Method for addressable data communication using radio frequency communication – International application published under Patent Corporation Treaty (PCT) WIPO - Number WO 2022/189847 A1**
4. **Dynamic Power Management Technique for Supercapacitor - Battery Hybrid Photovoltaic Systems, Sri Lankan Patent No 21483. National Intellectual Property Office, Sri Lanka**
5. **A method for improving the shelf life and oxidative stability of edible oils, meat, egg-based foods, and vegetable and preserving the color of fruit or vegetable juices using coconut paring residue extract (CPRE), Sri Lankan Patent No 21631. National Intellectual Property Office, Sri Lanka**
6. **System and method for addressable data communication, processing, control, and visualization based on RF wireless communication with or without an Internet connection, Sri Lankan Patent No 21656. National Intellectual Property Office, Sri Lanka**
7. **A method for extending the oxidative and microbial shelf life of unsaturated oils, egg-based foods, and baked cakes by application of thermostable phenolic antioxidants extracted from rice (*Oryza sativa*) bran, Sri Lankan Patent No 21890. National Intellectual Property Office, Sri Lanka**
8. **Smart Liquid Petroleum Gas Level Indicator, Sri Lankan Industrial Design No 13554. National Intellectual Property Office,**

Sri Lanka

9. Emergency Shut Off Liquid Petroleum Gas Regulator for Domestic Use, Sri Lankan Industrial Design No 13613. National Intellectual Property Office, Sri Lanka

The International Conference on Applied and Pure Sciences – ICAPS 2022 of the Faculty of Science was held as a hybrid event virtually on October 14, 2022 under the theme of Fostering multidisciplinary research and innovations towards excellence.

The Covid-19 pandemic interrupted students attending the Faculty of Science physically for academic activities. However, facing these challenges and following the health guidelines, academic activities were carried out, and managed to complete all the End-Semester examinations relevant to the Academic Year 2019/2020 physically by June 2022. Examinations for the Academic Year 2020/2021, Semester I, have already been commenced and planning to complete academic activities for the final year students by May 2023.

The Faculty is also planning to introduce the BSc Honors in Data Science & Analytics Degree program, the 3 plus 1 BSc Honors Degree programs, BSc in Software Engineering (External) Degree program, and Diploma Programs in Computer Science and Information Technology shortly.

Due to staff and students' dedication and hard work, the Faculty of Science of the University of Kelaniya has become a Centre of Excellence in Tertiary Education in Sri Lanka. The Faculty of Science has created a conducive environment to promote freedom of thought, innovation and creativity. The graduates who are endowed to the nation from the Faculty of Science will undoubtedly contribute significantly to the progression and well-being of mankind globally.

With this capacity and in line with the mission, the Faculty of Science has been rendering its outstanding services to prepare and produce scholars and professionals with capabilities, skills, and attitudes to drive the economy, support civil society and government, and make essential decisions for the interest of mankind.

Senior Professor S.R.D. Kalingamudali
Dean / Faculty of Science



FACULTY OF SOCIAL SCIENCES

VISION

“ To maintain excellence by nurturing independent thought, critical analysis, awareness of social responsibility, respect for cultural diversity, and ethical values through multi-disciplinary and inter-disciplinary collaboration with a commitment to the development of Sri Lanka and South Asia in general.

”

MISSION

“ To advance and promote the socio-economic, political, cultural, and academic development of Sri Lankan society through teaching, research, innovation, and intellectual leadership.

”

OVERVIEW

The Faculty of Social Sciences is one of the oldest and the largest faculty in the University of Kelaniya. Although it was instituted as a separate Faculty in the academic year 1981/82, the history of the Faculty goes back to the origin of Vidyalankara University. The Vidyalankara University, the predecessor of the University of Kelaniya, consisted of several Faculties including a Faculty of Arts, which was divided into two namely, the Faculty of Social Sciences and the Faculty of Humanities. Owing to their common origin, the two Faculties still maintain a close relationship.

The academic staff of the departments represents a fine blend of academicians and professionals. While the traditional disciplines of History, Archaeology, Geography, Philosophy, Economics, and Sociology strengthen the academic content of the faculty, the other departments like Mass Communication, International Studies, Library & Information Science, Social Statistics, Sport Science & Physical Education have opened their doors to professionals. The Faculty of Social Sciences at the University of Kelaniya was the first to house a Department of Mass Communication and a Department of Sport Science & Physical Education in a university in Sri Lanka.

The Faculty currently consists of the following Departments of study.

1. **Department of Archaeology**
2. **Department of Economics**
3. **Department of History**
4. **Department of International Studies**
5. **Department of Library and Information Science**
6. **Department of Philosophy**
7. **Department of Political Science**
8. **Department of Sociology**
9. **Department of Social Statistics**
10. **Department of Sports Science and Physical Education**
11. **Department of Geography**
12. **Department of Mass Communication**
13. **Department of Information Technology**

Faculty offers Bachelor's degrees in 18 subject areas. Students enrolled can either follow the general degree program or the Honors degree program in a specific subject stream based on academic excellence. The Faculty of Social Sciences offers postgraduate degree programs for students to complete a one-year Master's degree program in Arts and a two-year Master in Social Sciences degree program. Moreover, researchers and academia can enroll and work on their Master of Philosophy and Doctor of Philosophy degrees.

MASTER'S DEGREE PROGRAMS OFFERED BY THE FACULTY⁵

The Faculty of Social Sciences offers the following one-year and two-year programmes through the Faculty of Graduate Studies:

⁵ The existing curricula of Master's degree programs are being revised currently. Therefore, the names of the two-degree programs will be changed by the next year.

1. **MA and MSSc in Archaeology**
2. **MA and MSSc in Economics**
3. **MA and MSSc in History
MA and MSSc in Library and Information Science**
4. **MA and MSSc in Library and Information Science**
5. **MA and MSSc in Mass Communication**
6. **MA and MSSc in Philosophy**
7. **MA and MSSc in Political Science**
8. **MA and MSSc in Sociology
MA and MSSc in Geography**

HIGHLIGHTS OF 2022

Despite the fact that the country faced unprecedented economic hardships during the year 2022, the Faculty of Social Sciences was able to switch back to the conventional mode of delivering on-site lectures for all undergraduates in the month of August 2022.

In the year 2022, the Department of Information Technology was established under the Faculty of Social Sciences. Though the new department was established under the Faculty of Social Sciences, it conducts the Diploma in Information Technology to benefit students of both the Faculty of Social Sciences and the Faculty of Humanities. The new Diploma program in IT was in order to provide necessary IT skills for Arts graduates and to enhance their employability.

Moreover, the following activities were successfully conducted during the year 2022,

- **Faculty QAC organized two workshops to educate young and early-career academics regarding examination-related activities.**
- **The Department of Mass Communication organized the ACMC 2022 International Conference on 'Mediated Realities: Challenges and Opportunities.'**
- **Several workshops were conducted to revise and update the existing curricula of undergraduate degree programs and Master's degree programs.**
- **A Fulbright scholar attached to the Department of History conducted a lecture at a workshop organized by the RCSS for young and early-career academics of the faculty.**
- **A visiting Professor from India delivered a lecture at a workshop organized by the RCSS.**

PROSPECTS

The Faculty of Social Sciences expects to motivate the academic staff of the faculty to conduct research aiming at Sustainable Development Goals (SDGs) and to publish research findings in recognized academic journals in the coming year 2023.

Professor M.M.Gunatilake
Dean / Faculty of Social Sciences





THE LIBRARY

When the library shuttered its premises due to the Covid pandemic, it first focused on assisting students with semester assignments and exams while providing informational support for the researchers for carrying out their research projects. Thus, the library's mission was to increase and improve access, and this mission was continued during the year 2022. The library worked closely with departments and academic staff to identify required textbooks for assignments and open-book examinations. A 22% increase in the number of regular reading lists was seen during this period, and the library changed and accelerated its processes to meet this new demand. To make more recommended reading materials available online, the library analyzed its usage data to

find highly used titles, actively sought to convert essential chapters from print-only to electronic format subject to copyright protection and enhanced existing online access. It worked closely with existing and new suppliers to provide the new materials needed. During this period, 873 printed books and 18 e-books were acquired for the library at the cost of LKR 4,358,476.38. Online inquiries via emails, website, and web chat were seamless seven days a week. In the year 2022, it was observed that web chat became more popular, enabling the library to provide the scholarly and text-based information needed by many people online. Even in 2022, the library's primary focus was supporting final-year and master's students appearing for exams and completing their theses and dissertations.

The library focused on refining its research support services and reaffirmed its commitment to open access in 2022. It adopted a collaborative approach within and outside the library to accommodate the growing demand for systematic search support. The Library's Subject Liaison team worked together to introduce many training sessions for students, academic staff, and researchers. The library contributed to the University's review of academic staff publications for VC awards, professorship applications, Senate awards, and CVCD awards. This expert advice will ensure that the quality of university research publications is appropriately captured to assess the quality of publications of the university staff.

Since the university's first institutional repository was implemented in 2014, the library has played an integral role in open access. Additions to the repository consisted of 495 research outputs last year, including 42 theses and dissertations. CEPPS/NDI engaged the Kelaniya University Library to develop a central research repository linking all Colombo-based university research repositories with the Parliament's Research Division.

With the introduction of the KOHA Library Management System, the library expanded its services by installing in/out system to monitor the entry and exit of users from the library. The library also introduced a new system that automatically sends emails to users when a book is borrowed or returned. The system has made it possible to obtain the statistics of the users who have used the library on a daily, weekly, and monthly basis. This is in addition to data collected to capture what users do in the library.

The library usage statistics are listed below for 2022.

Table 39 : Usage statistics of the library

Section/Service	Statistics
Number of visits made by the members who used the library	93,569
Number of books returned	32,473
Number of books borrowed	29,982
Number of visits made by the members who used the Reference section	67,397
Number of visits made by the members who used the Permanent Reference Section	4,525
Number of visits made by the members who used the Periodicals section	3,624
Number of visits made by the members who used the Information Commons	53,988
Number of visits made by the members who used the Ceylon Room	5,137

In the technical services section, 1,433 books were processed, and 12 ISBNs and 16 ISSN numbers were issued for the publications of the academic staff members and the publications printed by the university.


During 2022, Subject Liaison Librarian Service (SLLS) has assisted library users in numerous ways through the library's subject liaison librarians at the faculty level. The services offered by SLLS range from answering user queries to conducting workshops and webinars for university students, academic staff, and researchers to develop their skills in acquiring, using, and utilizing information. During 2022, subject liaison librarians responded to 384 discipline-based user inquiries via email, phone, and chat systems in addition to the one-to-one in-person contacts. SLLS has supplied 187 articles and book

chapters through the Document Supply Service (DSS) at the request of users. They have conducted 47 workshops in the form of lecturers, physical or online, on different areas such as information literacy, referencing conventions, and databases searching for various user groups. In addition, SLLS organized 06 public webinars on different topics, such as publishing books and book chapters, creating digital research profiles of the researchers, etc. Furthermore, subject liaison librarians have been involved in many other academic activities such as plagiarism checking, facilitating the creation of URKUND and Grammarly accounts, conducting guided physical library tours for undergraduate students of the new intake(s), etc.

During this year, the library subscribed to EBSCO Host, JSTOR, and Research4Life databases in spending LKR 5,583,133.60, and remote access facility was provided to all users via the Shibboleth gateway. The library was also granted access to the three databases named Emerald, Taylor & Francis, and Oxford University Press under the UGC consortium. The library purchased six local journals; the total number of donations of journals was more than 400 in 2022.

The university subscribed to Grammarly (Premium), a well-known grammar and syntax-checking online tool for the use of its students and researchers to prepare flowless dissertations, theses, and research reports. It can also be used for plagiarism detection, spell-checking, text editing, etc., and to draft reports more accurately. In 2022, a total of 1,343 user accounts have been created by the library for academic staff (512), academic support staff (20), administrative staff (14), non-academic staff (41), postgraduate students (100), and final year honors degree undergraduate students (656) of the university.

The Audiobook project of the library in 2022 was an initiative to make the library's resources more accessible to all students, especially those with visual impairments. As part of this project, 25 books were uploaded in audio format, making it easier for students to listen to and learn from them. Additionally, the library uploaded 12 subject-recommended readings specifically for blind students. The library developed the project by recognizing the importance of equal opportunities for all students, regardless of their abilities. The main goal of this project was to promote inclusivity and ensure that students with visual impairments have the same access to educational materials as their peers. Offering audiobooks and recommended readings for blind students, it aims to support all students' academic success and create a more inclusive learning environment. The project is an example of the library's commitment to serving its marginalized students by using assistive learning technology to improve the accessibility and usability of its resources.





effectively by providing a clear structure and framework for daily tasks, ultimately contributing to the library's success.

The library's File Management System (FMS) is a revolutionary tool developed to reduce paper usage and promote the green concept. This

allows paraprofessionals and library management to upload and manage documents in a cloud-based platform. This system is highly effective for library staff, as it helps prevent the loss of essential documents during staff rotations. In addition, the FMS allows staff members to access their documents from anywhere using their mobile devices, which makes it easier for them to work remotely or on the go. The system has dramatically improved the efficiency of the library's operations, allowing staff to share quickly and access documents from a single location. Furthermore, reducing paper usage has made the library more environmentally friendly, aligning with the institution's commitment to promoting the green concept and SDG.

The library introduced an Employee Task Management System (ETMS), a powerful tool used to streamline and manage the daily workflow of the library's staff. The system was designed to increase productivity by providing a centralized location where employees can record and manage everyday tasks. The library management can create tasks for library paraprofessionals and the supporting team, ensuring everyone knows their responsibilities and works towards a common goal. This helps to ensure that all work is being done promptly and efficiently and that any issues or concerns can be quickly identified and addressed. The ETMS has proven to be highly effective in improving the productivity of the library's staff. Employees can work more efficiently and

The "Mobile App" developed by the library is a potent tool designed to improve the accessibility and convenience of the library for students and staff. This app, which can be found by searching "The Library UOK," is available for downloading from the Google Play store and has already amassed over 5,160 users by the end of 2022. This application is the first mobile app developed by a university library in Sri

Lanka and is the only library mobile application currently in use. It offers a range of features that make it an essential resource for anyone looking to access the library's resources online. The app allows users to log into the integrated library management system (KOHA) and access their accounts, enabling them to search for and reserve books, view their borrowing history, fines, and check the status of their reservations. The performance of the app has been dramatically improved with significant updates to the E-Repository and book search functionality, which are now three times faster than before. Users can now access subscribed databases, e-books, and e-journals with just one click. The app also has Shibboleth access to these resources, ensuring users can access all information resources remotely.

Regarding the Medical faculty Library, usage significantly improved in 2022 compared to 2020 and 2021. The total number of library visits was 7,236, a significant increase compared to 2021, which was 1,076. The total checkouts of books to students and staff were 2,139, while the total check-ins were 2,869. Through the Student-Centered Learning Project, 153 books were issued to students on long-term loans. Adding data to the E-repository and past paper repository was

continued in 2022. 118 papers were uploaded, and 336 Journal articles, conference abstracts, and theses were added to the University E-repository. Library also fulfilled 105 document requests through Inter-Library Loans service.

In 2022, the library acquired and processed 128 books, of which 64 books were received as donations. The Medical Library placed book orders to purchase 74 student textbooks and seven E-textbooks. The E-textbook collection increased to 46, with seven e-books added to the collection in 2022.

In 2022, the library conducted 11 orientation programs to introduce library services to all first-year students, including the first occupational therapy batch. The Medical Library continued interactive Literature Survey sessions and referencing sessions for MBBS and SHS students during the year, in addition to the orientation programs and webinars conducted on the use of e-resources for first-year undergraduate students. Eight extensive group sessions and ten individual sessions on literature survey were also conducted in 2022.

Dr C.C. Jayasundara
Librarian





CENTRE FOR DISTANCE & CONTINUING EDUCATION

INTRODUCTION

The Centre for Distance and Continuing Education (CDCE) operates under the guidance provided in UGC Circular no. 932 and the by-laws of the University to offer external degree programmes. Accordingly, it functions under a Director who is directly responsible to the Vice Chancellor. There are three Deputy Directors manning the three divisions, namely, Registrations & Examinations, Learning Resources, and Training. The academic and administrative decisions are taken by the Boards of Studies and the Management Committee of the CDCE with the approval of the Senate and the Council of the University as applicable.

OUR MISSION

Our mission is to achieve excellence in providing learners with opportunities to develop knowledge, attitudes, and skills to serve the world with respect for dignity of life.

DEGREE PROGRAMS OFFERED BY THE CDCE

The Bachelor of Arts (General) Degree program has been offered from the beginning of the CDCE's 30-year-old history. It is also the most highly sought-after external degree program (EDP) at the CDCE. A new curriculum was introduced for the Bachelor of Arts degree programme in 2021, in accordance with recommendations made by the UGC with a view to enhancing graduate employability.

Currently, the following external degree programs are offered through the CDCE in conjunction with four faculties:

- **Faculties of Humanities and Social Sciences**
 - Bachelor of Arts
- **Faculty of Science**
 - Bachelor of Science
- **Faculty of Commerce and Management Studies**
 - Bachelor of Commerce
 - Bachelor of Business Management

All the external degree programs, except for the BCom degree, are 3-years general degree programs which require 90 credits and are placed at SLQF Level 5.

EXAMINATIONS

The CDCE also took steps to clear a backlog in examinations, that had accumulated in previous years because of the COVID 19 pandemic and other reasons. The following examinations were held in 2022:

- **Bachelor of Arts Degree Examinations – 2016 intake (1st, 2nd and 3rd year)**
- **Bachelor of Business Management Degree Examinations – 2016 intake (1st, 2nd and 3rd year)**
- **Bachelor of Commerce Degree Examinations – 2016 intake (1st, 2nd, 3rd and 4th year)**

NEW REGISTRATIONS FOR EDPS

As per the instructions of the UGC, new registrations were suspended after the 2016 academic year. With the issuance of the UGC circular No. 01 / 2017 regarding Restructuring of Bachelor of Arts (External) Degree program, the CDCE took action to comprehensively restructure the curriculum of this degree program. In 2022, new applications were called for revised Bachelor of Arts degree program with other degree programs for the academic years 2017, 2018 and 2019 simultaneously.

As per the pre-planned academic calendar, academic activities commenced as follows.

- **Bachelor of Business Management Degree Program – 01.03.2022**
- **Bachelor of Commerce Degree Program – 01.03.2022**
- **Bachelor of Science Degree Program – 01.03.2022**
- **Bachelor of Arts Degree Program – 01.06.2022**

To clear the backlog, CDCE called applications again later in the year, for new registrations for the academic years 2020 and 2021. Activities commenced as follows.

- **Bachelor of Business Management Degree Program – 01.10.2022**
- **Bachelor of Commerce Degree Program – 01.10.2022**
- **Bachelor of Science Degree Program – 01.10.2022**
- **Bachelor of Arts Degree Program – 01.10.2022**

The CDCE also provides an opportunity for students who have completed Diploma and Higher Diploma courses at Faculty of Commerce and Management Studies of the University of Kelaniya to register directly for the third year of the Bachelor of Business Management Degree program (lateral entry). Third year academic activities of these students also commenced from 01.10.2022.

E-Library

CDCE has taken steps to establish an E-library to provide an efficient service to the external degree students to fulfill their requirements. Students are registered at CDCE from all over the country and they are unable to visit the CDCE frequently for academic purposes, but by using the E-Library they have online access to recommended readings.

CONVOCATIONS

In 2022, 6,767 graduates from external degree programmes participated in seven convocations, as indicated in the table below.

Table 40 : Number of external graduates who were conferred degree in convocations held in 2022

Name of Degree Program	Number of Graduates
Bachelor of Arts	5,643
Bachelor of Business Management (General) Degree	1,112
Bachelor of Science	12
Total	6,767

ONLINE LEARNING

During the course of 2022, the CDCE made significant efforts to strengthen its Learning Management System (LMS). Initially developed as a solution for the COVID-19 pandemic situation, the CDCE has continued with virtual lectures offered on the Zoom platform and video recordings of seminars on LMS pages since they provide students with a great deal of support in their learning.

STUDENT SUPPORT AND INFORMATION THROUGH EMAILS

CDCE has taken steps to attend to student matters by quickly responding to the queries raised by the students via email and to provide them with information they require via email.

REVAMPING THE CDCE WEBSITE

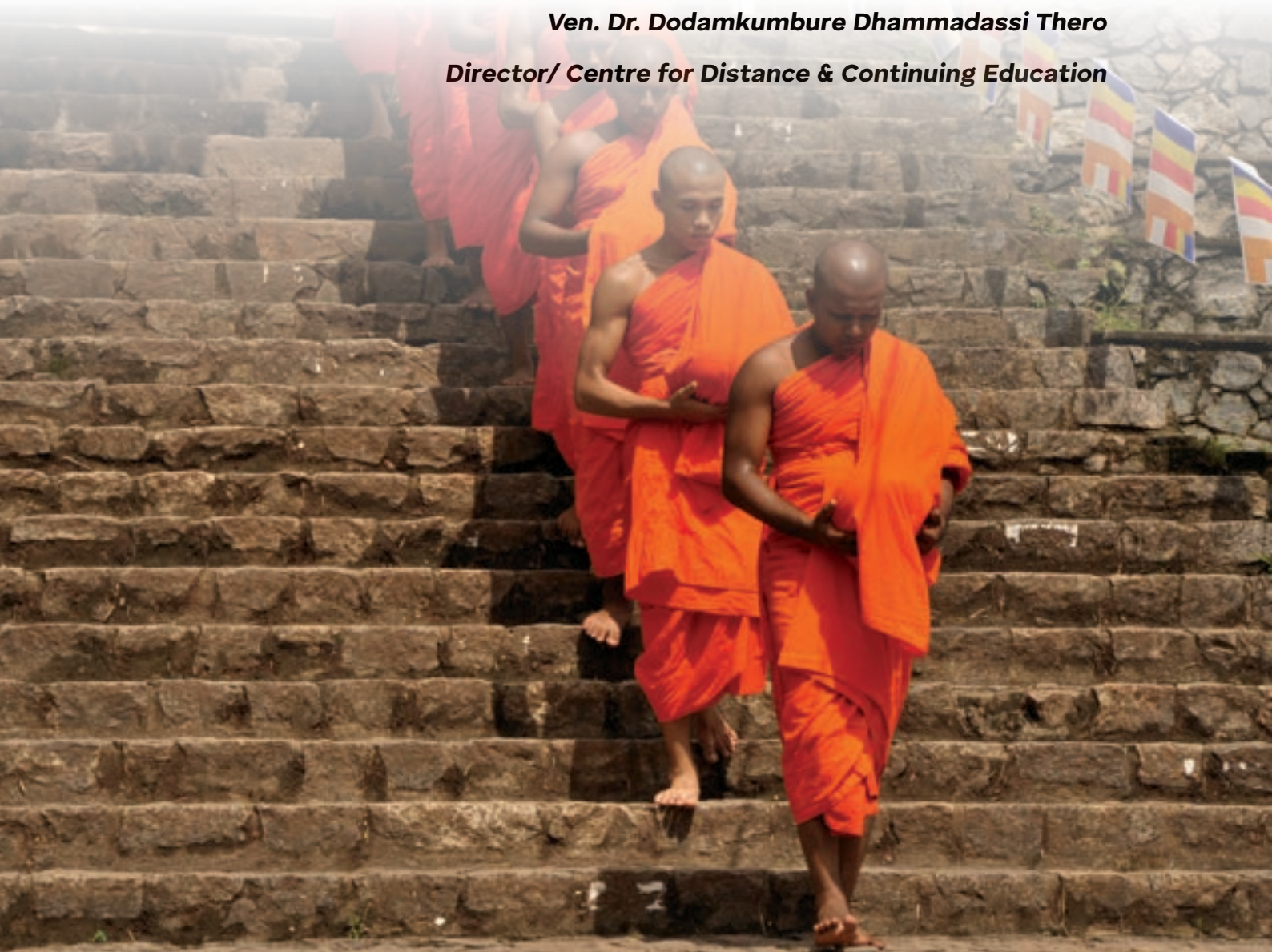
The website of the CDCE was revamped in 2022 to be more attractive and clearer. The students are given updated information in a clearer manner through the revamped CDCE website so that students are better able to access the information that they require.

FINANCIAL ACTIVITIES

The CDCE prepared a separate budget for each degree program. Operational activities of each degree program are tracked through program-wise income and expenditure statements. The CDCE operates under a sound and transparent mechanism for financial management, in accordance with relevant UGC circulars, Ministry of Finance guidelines and other relevant regulations. Relevant approvals are obtained as required from the university's Finance Committee and the Council.

All the financial functions of the CDCE are carried out through a Management Information System developed in-house. The collection from students is obtained through the bank to the CDCE current account by using a unique 16-digit transaction code and all the payments are processed online via the MIS.

Ven. Dr. Dodamkumbure Dhammadassi Thero
Director/ Centre for Distance & Continuing Education





10. SUSTAINABLE DEVELOPMENT

POLICY STATEMENT

- The University conducts its activities to comply with relevant environmental legislation and regulations existing in the country.
- The Institutional Framework for Sound Environmental Management is strengthened by the University through capacity building, legislative instruments, and improved inter-institutional coordination and linkages.
- The University environment and the environmental impact of the institution's activities are managed through a pre-defined Environmental Management System that is continuously updated and maintained.
- The environmental impact of the institution's activities is continuously assessed and reported through an appropriate and institutionalized monitoring framework based on a comprehensive set of indicators and necessary improvements are made.

- The Framework for setting and reviewing environmental objectives and targets is provided by the University.
- The University's Environmental Policy is accessible to the public and every stakeholder should clearly understand the institution's Environmental Policy, and his/her obligations under this policy and abide by the contents of the Environmental Management System.
- The Economic Value of environmental services is recognized so as to assure the sustainability of such services for the benefit of the University.

STRATEGIES

- Reduce waste generation by promoting efficient use, Reuse, and Re-cycle (3R)
- Implement composting processes for organic wastes.
- Collect metals, glasses, plastic/polythene, and paper and establish a mechanism to dispose of them through registered recyclers regularly.
- Facilitate the proper disposal of electronic waste by creating continuous disposal.
- Channel to responsible recyclers.
- Establish standardized chemical waste collection and storage from the laboratories and transport them to registered companies.
- Introduce the autoclaving method for the disposal of bio-hazardous waste.
- Promote sustainable construction principles in new constructions and refurbishments and practice green building principles in new constructions.
- Reduce the negative impact of climate change through the implementation of various projects including a Carbon Management Plan
- Minimize environmental impact through environmentally friendly procurement plans.
- Prevent pollution by managing and reducing emissions to air and discharges to water.
- Practice rainwater harvesting.
- Promote wastewater collection, treatment, and reuse for gardening purposes.
- Promote the efficient use of energy.
- Create and enhance wildlife habitats by formulating and implementing a Biodiversity Action Plan.
- Promote respectful behavior towards the environment among the university community and society by using environmental education as a primary tool.

SDG 01: NO POVERTY

ACTIVITIES

The University of Kelaniya implements several schemes to alleviate financial difficulties among undergraduate students from low-income families. These include scholarships awarded by the Alumni Associations of the University and other well-wishers.

In 2022, an especially talented undergraduate in the Department of Fine Arts (Visual Arts & Design and Performing Arts Unit), Faculty of Humanities was awarded a merit scholarship of LKR 5000 per month by the Alumni Association of the Faculty of Science. Another 51 financially challenged yet academically sound undergraduates received support from generous alumni members: four students received LKR 5000 per month, 22 students received LKR 2500 per month, 03 students received LKR 1500 per month and 16 students received LKR 6000 one-time scholarships. A new scholarship scheme titled “Professor Sudath R. D. Kalingamudali and his Family Scholarship” was introduced in 2022. Six students were awarded the scholarship, each receiving LKR 5000 a month.

SDG 02: ZERO HUNGER

ACTIVITIES

As a response to the current economic crisis, and to promote food security among the wider university community, the University of Kelaniya has taken steps to produce home-grown crops. The Center for Sustainability Solution (CSS) in collaboration with the Landscape unit, implemented a vegetable planting program within the university premises. The preparation of land and the plantation was initiated with the guidance of the Curator, Landscape division, and the Landscape supervisor, utilizing the limited space that is available for cultivation of vegetable crops. The Faculty of Medicine has also taken steps to cultivate more than three acres of land in Ragama.

RESEARCH

Research outputs from academic staff, relating to SDG 2, include the following:

- Shaping a “Dominate Mental Map” to the Sri Lankan Context by Using “No Poverty”(SDG 1) “Zero Hunger”(SDG 2) and “Quality Education” (SDG 4)
- Ensuring Sri Lankan Food Security towards Zero Hunger: Systematic Literature Review
- Impact of Unemployment on Food Security: Evidence from Sri Lanka
- Exploring the Impact of Planned Relocation on Agricultural Income Generation in Sri Lanka: A Case of Landslide-Induced Resettlement in Y District
- Impact of Population, Economic Growth on Food Security- Evidence from Sri Lanka

SDG 03: GOOD HEALTH AND WELL-BEING

ACTIVITIES

Several activities were carried out within the University in 2022 to promote good health and well-being among university employees and students, with a particular emphasis on mental health and well-being.

One of the most important of these was a discussion on recognizing and referring to undergraduates with mental distress and the role of university lecturers in this regard organized by the Department of Psychiatry of the Faculty of Medicine and held in October in the Senate Room. The discussion focused on why university students become distressed; how can such students be identified; substance use and ADHD among undergraduates; and how to improve coping skills and mindfulness among undergraduates.

RESEARCH

Research activities relating to this SDG include a project on Measuring mental well-being in Sri Lanka: validation of the Warwick Edinburgh Mental Well-being Scale (WEMWBS) in a Sinhala-speaking community.

SDG 05: GENDER EQUALITY

ACTIVITIES

The Centre for Gender Studies conducted a Gender Awareness Program for the academic staff of the Faculty of Computing & Technology in September.

The 2nd Annual General Meeting 2021/2022 of the Gender Equity & Equality Club which functions under the oversight of the Center for Gender Studies was also held in September, as was the 1st National Conference on Gender for Undergraduates in Sri Lankan Universities. The Keynote Speaker at this conference was Dr. Huma Masood, South Asian Gender Consultant – UNESCO Region. The 2nd Phase of the Conference was a Policy Forum during which implementation of Gender Sensitive State policies was discussed.

Several programs meant to raise awareness relating to gender and reproductive health among undergraduate students were also conducted by the Centre for Gender Studies in the student hostels during the period September – December.

Another awareness-building program, on gender and gender mainstreaming was conducted for the security officers working in the University in February. The purpose of the session was to improve the gender literacy of the security officers who have direct contact with undergraduates and other students.

A one-day Female Entrepreneurship Bootcamp meant to encourage women technopreneurs was held in December. The workshop entitled, Empowering Women Technopreneurs of UoK was collaboratively organized by the Industry Interaction Cell for Computing & Technology (IICFCT), the University Business Linkage Cell (UBLIC), and the Information and Communication Technology Agency of Sri Lanka. (ICTA).

RESEARCH

- Gender Stereotypes Changes and Changing Gender Role Behaviors: A Theoretical Perspective
- Is there any Digital Gender Divide? Exploring challenges faced by Female Technopreneurs in Sri Lanka

SDG 07: AFFORDABLE AND CLEAN ENERGY

ACTIVITIES

A workshop on Introducing Energy Saving Strategies, organized by the Centre for Sustainability Solutions (CSS), the Staff Development Center (SDC) and the Computer Centre, Faculty of Medicine of the University, was held in November to raise energy conservation awareness among selected non-academic staff members. These members, upon completion of the training, are expected to train non-academic staff in their respective faculties. Further, the outcome and experience of this workshop will serve as a preliminary trial for the energy management program that will be extended to the students.

RESEARCH

- A way forward for Sustainable Human-Computer Interaction

SDG 10: REDUCED INEQUALITIES

ACTIVITIES

The Alumni Association of the Faculty of Science hosted the first event of the year by donating an electric wheelchair to one of the first-year students in the biological sciences stream.

RESEARCH

- Embodying (dis)abilities: The Renegotiation of Pedagogical Practices by Women Undergraduates with Disabilities during the COVID-19 Pandemic in Sri Lanka
- Teachers' knowledge of symptoms, attitudes, and classroom teaching strategies for Specific Learning Disabilities: A study among Tamil-speaking primary school teachers in the Nuwara Eliya Educational Zone, Sri Lanka
- Food environments and obesity: A geospatial analysis of the South Asia Biobank, income, and sex inequalities

SDG 11: SUSTAINABLE CITIES AND COMMUNITIES

ACTIVITIES

A MoU was signed between the University of Kelaniya and the Board of Trustees of the Child Development Center, Thalagolla in September with the objective of expanding the Green Cover of the University. The new plot of land covers over one acre, and it will be used to increase the green cover of the faculty, improving the premises' aesthetic value and biodiversity.

SDG 12: RESPONSIBLE CONSUMPTION AND PRODUCTION

ACTIVITIES

The Laboratory Hazardous Waste Management and Disposal Site at the Faculty of Science, University of Kelaniya was opened in September, in an event organized by the University Health and Safety Services (UHSS) Steering Committee. On the same day, a workshop was conducted by the UHSS and SDC to raise awareness among laboratory staff members, technical staff members, and academic support staff members of the University, on proper waste management practices, adoption of green concepts, sustainable solutions in waste management, and safe handling and disposal of laboratory chemicals and hazardous waste.

In a parallel event held on the same day, a MoU was signed between the University of Kelaniya and INSEE ECO CYCLE LANKA (Private) Limited, to process and eliminate hazardous waste from the science, medical and technological laboratories of the University of Kelaniya. INSEE ECOCYCLE LANKA is one of the leading professional waste management service providers in Sri Lanka.

RESEARCH

- Impact of Climate Change and Variability on Spatiotemporal Variation of Forest Cover; World Heritage Sinharaja Rainforest, Sri Lanka

SDG 14: LIFE BELOW WATER

RESEARCH

- Water quality characteristics of breeding habitats in relation to the density of *Aedes aegypti* and *Aedes albopictus* in domestic settings in the Gampaha district of Sri Lanka
- Evaluation of toxic metal contamination in surface sediments and water in Mahakanadarawa tank; Anuradhapura, Sri Lanka



11. FINANCIAL STATEMENTS 2022



UNIVERSITY OF
KELANIYA

STATEMENT OF FINANCIAL PERFORMANCE

For the year ended 31st December in LKR

Table 41 : Statement of financial performance

	NOT	2022	2021 (RESTATED)
REVENUE			
Revenue from Non-Exchange Transactions			
Revenue from Non-Exchange Transaction - Current			
Government Grants - Recurrent	4	4,464,375,298.80	4,142,569,986.00
Grants for Mahapola Scholarship		240,398,250.00	104,144,600.00
UGC Grants for Students Bursary		90,108,000.00	92,944,000.00
Grant - STHRD Project		19,525,676.33	24,843,201.00
Grant - AHEAD Project		76,171,166.47	-
External Research Grant		138,740,068.67	62,167,470.00
Donations from Endowment funds		1,736,566.83	1,441,800.00
Total Revenue from Non-Exchange Transactions - Current		5,031,055,027.10	4,428,111,057.00
Revenue from Non-Exchange Transaction - Capital			
Capital Investment from Treasury funds		202,187,958.97	317,238,648.36
Capital Investment for CNCLD Building		89,355,180.30	48,348,995.64
Capital Investment from Additional Intake		90,508,282.54	-
Capital Investment from IT Infrastructure Deve. Fund		6,356,050.00	-
Capital Grant AHEAD		156,422,314.41	137,555,150.00
Capital Grant STHRD		2,564,388,775.58	2,206,160,126.00
Donations		1,460,511.26	3,358,562.34
Total Revenue from Non-Exchange Transaction - Capital		3,110,679,073.06	2,712,661,482.34
Total Revenue from Non-Exchange Transaction		8,141,734,100.16	7,140,772,539.34
Revenue from Exchange Transaction			
Interest from Investments		689,716,923.69	232,349,230.09
Income from Centre for Distance and Continuing Education		297,768,404.62	183,167,198.00
Income from Fee - levying Courses / Special Services		440,890,611.76	371,456,471.02
Internal Income	5	1,114,697,139.38	482,945,385.82
Total Revenue from Exchange Transaction		2,543,073,079.45	1,269,918,284.93
Total Revenue		10,684,807,179.61	8,410,690,824.27

STATEMENT OF FINANCIAL PERFORMANCE (Continued)

	NOT	2022	2021 (RESTATED)
OPERATION RESULTS			
Recurrent Revenue			
	Non-Exchange	5,031,055,027.10	4,428,111,057.00
	Exchange	2,543,073,079.45	1,269,918,284.93
Total Revenue		7,574,128,106.55	5,698,029,341.93
Expenses - Current (Non-Capital)			
Personal Emoluments	6	4,289,329,577.61	3,994,238,762.36
Traveling Expenses	7	6,958,278.81	3,354,920.34
Supplies	8	170,924,178.70	92,430,231.32
Maintenance Expenses	9	85,541,250.44	28,126,174.23
Contractual Services	10	431,820,801.79	321,308,833.78
Other Recurrent Expenses	11	101,339,393.94	82,111,375.12
Expenses from Development fund	12	100,866,901.00	98,853,103.21
Project Expenditure	13	95,696,842.33	22,362,731.00
Expenditure on Centre for Distance and Continuing Education	14	89,225,438.29	37,936,664.00
Expenditure on Fee - levying Courses / Special Services		273,486,004.65	176,331,855.84
Provision for Gratuity		258,806,037.00	193,684,243.00
Expenses - Bursary		90,108,000.00	92,944,000.00
Expenses- Mahapola		240,398,250.00	104,144,600.00
External Research Grants		102,275,723.80	62,167,470.00
Total Expenses		6,336,776,678.36	5,309,994,964.20
Current Surplus/(Deficit) for the Period		1,237,351,428.19	388,034,377.73
Non-Exchange Revenue - Capital Grant		3,110,679,073.06	2,712,661,482.34
Expenses - Current (Capital)			
Recurrent Expenditure from capital grant	15	17,875,298.80	14,569,986.00
Depreciation		720,427,953.30	732,488,639.00
Amortization of Intangible Assets		6,895,473.61	9,777,342.00
Total Expenses - Current (Capital)		745,198,725.71	756,835,967.00
Surplus/(Deficit) for the Period After Accounting for Capital Grant		2,365,480,347.35	1,955,825,515.34
SURPLUS/(DEFICIT) FOR THE PERIOD		3,602,831,775.54	2,343,859,893.07

STATEMENT OF FINANCIAL POSITION

Table 42 : Statement of financial position


AS AT THE YEAR ENDED 31ST DECEMBER IN LKR	NOT	2022	2021 (RESTATED)
ASSETS			
Non-Current Assets			
Property Plant & Equipment	16	13,462,431,833.71	12,693,326,975.95
Library Books & Cloaks	17	13,566,094.43	19,954,553.32
Capital Work in Progress	18	5,014,813,850.00	2,513,229,837.83
Intangible Assets	19	14,533,961.31	9,022,163.76
Financial Assets	20	3,551,284,237.97	4,085,645,186.15
Total Non-Current Assets		22,056,629,977.42	19,321,178,717.01
Current Assets			
Inventories	21	53,009,091.76	40,200,794.25
Sundry Debtors & Receivables	22	392,139,268.11	217,454,638.67
Advances to Staff	23	1,389,630.10	957,730.10
Advances & Prepayments	24	128,305,954.81	86,336,872.45
Cash & Cash Equivalents	25	683,668,228.58	429,229,657.71
Total Current Assets		1,258,512,173.36	774,179,693.18
TOTAL ASSETS		23,315,142,150.78	20,095,358,410.19
EQUITY AND LIABILITIES			
Equity			
Accumulated Fund - Surplus/ (Deficit) - Current & Capital	26	8,536,685,387.26	5,368,452,808.69
Capital Grant - Unspent	27	133,684,795.40	137,005,107.55
Cabinet-Approved Building Project	28	1,227,570.00	1,011,848.00
Revaluation Surplus		8,298,179,471.25	8,129,394,471.00
Retained Earning		1,964,445,053.84	2,385,744,227.00
Total Equity		18,934,222,277.75	16,021,608,462.24
Reserves & Restricted Funds			
Internal Restricted Fund	29	1,388,762,440.09	1,334,781,125.45
Endowment Funds	30	27,900,790.53	22,875,781.70
Research Grants	31	172,633,259.88	136,168,915.88
Income Received in Advance	32	1,109,928,495.39	915,767,159.31
Total Reserves & Restricted Funds		2,699,224,985.89	2,409,592,982.34

Non-Current Liabilities			
Provision for Retiring Gratuity	33	1,373,753,062.89	1,371,839,011.29
Current Liabilities			
Deposit Refundable	34	100,730,214.66	102,204,934.91
Accrued Expenses & Other Payables	35	207,211,609.59	190,113,019.41
Total Current Liabilities		307,941,824.25	292,317,954.32
TOTAL EQUITY AND LIABILITIES		23,315,142,150.78	20,095,358,410.19

These Financial statements have been prepared & presented in compliance with Public Sector Accounting Standards issued by the Institute of Chartered Accountants of Sri Lanka.


U.T.M.D. Tennakoon
Bursar

The Council Members are responsible for the preparation & presentation of these Financial Statements. Signed for and on behalf of the Council.


Senior Prof. Nilanthi de Silva
Vice-Chancellor


Senior Prof. S.R.D. Kalingamudali
Council Member


Dr. P.N.D. Fernando
Council Member

University of Kelaniya.
February 28th 2023.

STATEMENT OF CASH FLOW

Table 43 : Statement of cash flow

FOR THE YEAR ENDED 31ST DECEMBER IN LKR	2022	2021 (RESTATED)
CASH FLOWS FROM OPERATING ACTIVITIES		
Surplus/(Deficit) from Operating activities	1,237,351,428.19	388,034,377.73
Adjustments		
Interest From Investments	(689,716,923.69)	(232,349,230.09)
Provision For Gratuity	258,806,037.00	193,684,243.00
Government Grant-Rehabilitation and Maintenance	(17,875,298.80)	(14,569,986.00)
Income Contributed to University Funds/Non-Monitory Adjustment	(1,378,101,751.40)	(508,686,613.29)
Net Cash Flow from Operating Activities before Working Capital Changes	(589,536,508.70)	(173,887,208.65)
(Increase)/Decrease in Inventories	(12,518,178.66)	531,425.90
(Increase)/Decrease in Sundry Debtors & Receivables	(94,424,909.54)	2,377,531.00
(Increase)/Decrease in Loan & Advances to the Staff	(18,678,120.69)	11,704,494.58
(Increase)/Decrease in Advances & Pre Payments	(41,969,082.36)	65,430,513.51
Increase/(Decrease) in Accrued & Other Payable Expenses	17,098,590.29	10,051,621.47
Increase/(Decrease) in Deposits Refundable	(1,474,720.25)	(40,973,881.38)
Net Cash Flow from Operating Activities After Working Capital Changes	(741,502,929.91)	(124,765,505.57)
Gratuity Payment	(98,344,482.00)	(83,421,175.58)
Net Cash Flow from Operating Activities	(839,847,411.91)	(208,186,679.15)
CASH FLOWS FROM INVESTING ACTIVITIES		
Purchase of Property, Plant and Equipment	(967,676,506.40)	(331,165,368.17)
Interest From Investments	609,457,204.12	406,345,872.09
Capital Work in Progress	(137,346,762.77)	(117,669,681.88)
Intangible Assets	(12,407,271.17)	-
Investments	552,607,168.87	(344,864,615.77)
Restricted Funds and Grants	53,981,315.89	1,940,795.84
Net Cash Flow from Investing Activities	98,615,148.54	(385,412,997.89)
CASH FLOWS FROM FINANCING ACTIVITIES		
Government Grant- Capital	174,500,000.00	140,000,000.00
Other Special Grants-Capital Contribution from other sources	50,658,463.74	105,486,464.72
Utilization of External Funds	41,489,352.83	336,198,369.93
Non-Monetary Contribution	729,023,017.67	80,865,292.93
Net Cash Flow from Financing Activities	995,670,834.24	662,550,127.58
Net Increase/ (Decrease) in Cash and Cash Equivalents	254,438,570.87	68,950,450.54
Cash and Cash Equivalents at the beginning of the year	429,229,657.71	360,279,207.17
Cash and Cash Equivalents at the end of the year	683,668,228.58	429,229,657.71

STATEMENT OF CHANGES IN EQUITY

FOR THE YEAR ENDED 31ST DECEMBER IN LKR	DEFERRED CAPITAL GRANTS	CAPITAL GRANTS UNSPENT	ACCUMULATED SURPLUS/(DEFI CIT) CAPITAL	CABINET APPROVED BUILDING PROJECTS	REVALUATION SURPLUS	RETAINED EARNINGS	RESERVES & RESTRICTED FUNDS	TOTAL
Balance as at 01st January 2021	5,379,052,650.89	217,312,289.70	-	17,272,548.70	8,129,394,471.25	354,822,006.67	2,071,588,542.08	16,169,442,509.29
Net movement of Prior year adjustments	81,629,447.78	-	-	134,726.00	-	-	(134,726.00)	81,629,447.78
Fund transfers to Endowment funds	-	-	-	-	-	(500,000.00)	-	(500,000.00)
Balance as at 01st January 2021 - Restated	5,460,682,098.67	217,312,289.70	-	17,407,274.70	8,129,394,471.25	354,322,006.67	2,071,453,816.08	16,250,571,957.07
Surplus/ (Deficit) for the Year	-	-	-	-	-	115,872,244.00	-	115,872,244.00
Transfers / Net movements	(92,229,289.98)	(80,307,882.36)	-	(16,395,426.89)	-	(31,477,262.80)	85,891,720.57	(134,517,441.46)
Funds Transfer to MBBS Grant	-	-	-	-	-	(45,503,801.85)	45,503,801.85	-
Funds Transfers from Fee-levying courses	-	-	-	-	-	(195,124,615.18)	195,124,615.18	-
Fund Transfers to Library Funds	-	-	-	-	-	(10,177,227.69)	10,177,227.69	-
Fund transfers to Endowment funds	-	-	-	-	-	(1,441,800.00)	1,441,800.00	-
Prior Year adjustment	-	-	-	-	-	1,212,393,353.27	-	1,212,393,353.27
Actual (Gain)/Loss on PV-DBO	-	-	-	-	-	129,869,998.59	-	129,869,998.59
Differed Capital Grant	-	-	-	-	-	857,011,331.37	-	857,011,331.37
Balance as at 31st December 2021	5,368,452,808.69	137,005,107.34	-	1,011,847.81	8,129,394,471.25	2,385,744,226.38	2,409,592,981.37	18,431,201,442.84
Reclassification as per SLPSAS 11- Net movements	-	-	-	-	-	2,712,661,482.34	-	2,712,661,482.34
Reclassification as per SLPSAS 11- Accumulated Surplus/(Deficit) - Capital	(2,712,661,482.34)	-	2,712,661,482.34	-	-	(2,712,661,482.34)	-	(2,712,661,482.34)
Reclassification as per SLPSAS 11- Amortization of Government Grant	(2,655,791,326.35)	-	2,655,791,326.35	-	-	-	-	-
Balance as at 01st January 2022 - Restated	-	137,005,107.34	5,368,452,808.69	1,011,847.81	8,129,394,471.25	2,385,744,226.38	2,409,592,981.37	18,431,201,442.84
Surplus / (Deficit) for the Year	-	-	-	-	-	3,602,831,775.54	-	3,602,831,775.54
Transfers / Net movements	-	(3,320,311.94)	-	215,722.19	168,785,000.00	(799,763,334.02)	53,838,413.52	(580,244,510.44)
Funds Transfer to MBBS Grant	-	-	-	-	-	(55,810,334.00)	55,810,334.00	-
Funds Transfers from Fee-levying courses	-	-	-	-	-	(167,404,607.00)	167,404,607.00	-
Fund Transfers to Library Funds	-	-	-	-	-	(10,842,083.00)	10,842,083.00	-
Fund transfers to Endowment funds	-	-	-	-	-	(1,736,567.00)	1,736,567.00	-
Prior Year adjustment	-	-	57,553,506	-	-	36,442,453.00	-	21,111,052.51
Actual (Gain)/Loss on PV-DBO	-	-	-	-	-	158,547,503.00	-	158,547,503.00
Classification as per SLPSAS 11- Accumulated fund - Capital	-	-	3,110,679,073.06	-	-	(3,110,679,073.06)	-	-
Balance as at 31st December 2022	-	133,684,795.40	8,536,685,387.26	1,227,570.00	8,298,179,471.25	1,964,445,053.84	2,699,224,985.89	21,633,447,263.45

Table 44 : Statement of changes in equity

NOTES, COMPRISING A SUMMARY OF SIGNIFICANT ACCOUNTING POLICIES AND OTHER EXPLANATORY NOTES – 2022

CORPORATE INFORMATION

A. REPORTING ENTITY

The University of Kelaniya, situated at Dalugama, Kelaniya, Sri Lanka, is a fully government-owned higher educational Institute established under the Universities Act No. 16 of 1978 and subsequent amendments to it. The University is functioning under the Ministry of Education.

B. NATURE OF OPERATIONS AND PRINCIPAL ACTIVITIES OF THE UNIVERSITY

The University consists of Seven Faculties: The faculty of Commerce and Management Studies, the Faculty of Humanities, the Faculty of Social Sciences, the Faculty of Science, the Faculty of Medicine, the Faculty of Computing & Technology, and the Faculty of Graduate Studies.

Its Vision is to become a Centre of excellence in the creation and dissemination of knowledge for sustainable development. The main activities of the University are teaching, learning and promoting research. The objectives of the University are as follows:

- ***To create high quality and flexible teaching and learning environment***
- ***To develop the highest quality faculties and staff to attain the strategic goals of the University.***
- ***To create a multi-disciplinary research culture of global standing***
- ***To improve the image of the University by widening the range of economic and social engagements***
- ***To develop an excellent system of governance through efficient and effective administration and financial management.***

C. DATE OF AUTHORIZATION OF FINANCIAL STATEMENTS

The Financial Statements were authorized to be issued by the Council of the University at its special council meeting, which was held on 22nd February 2023.

D. RESPONSIBILITY FOR FINANCIAL STATEMENTS

The Management is responsible for the preparation and fair presentation of the financial statements following Sri Lanka Public Sector Accounting Standards and for such internal control as the Management determines is necessary to enable the preparation of financial statements that are free from material misstatements, whether due to fraud or error. The components of Financial Statements are as follows:

- **Statement of Financial Performance**
- **Statement of Financial Position**
- **Statement of Changes in Net Assets/Equity**
- **Cash Flow Statement**
- **Notes, Comprising a Summary of Significant Accounting Policies and Other Explanatory Notes**
- **Statement of Comparison of Budget and Actual Amount**

E. REPORTING PERIOD

The financial period of the University represents twelve months from 1st January 2022 to 31st December 2022.

BASIS OF PREPARATION OF FINANCIAL STATEMENTS

A. STATEMENT OF COMPLIANCE

The Financial Statements comprise the Statement of Financial Position, Statement of Financial Performance, Statements of Changes in Net Assets / Equity, Cash Flow Statement, Statement of Comparison of Budget and Actual amount as well as Notes, Comprising A Summary of Significant Accounting Policies and Other Explanatory Notes. These statements have been prepared in accordance with the Sri Lanka Public Sector Accounting Standards (SLPSAS) Volume I, II & III issued by the Institute of Chartered Accountants of Sri Lanka and adopted by the University Grants Commission by its Financial Circular Letter No. 2/2018. The accounting policies adopted are consistent with those used in the previous financial year. However, Sri Lanka Accounting Standards (LKAS) also have been used in the areas where no Public Sector Accounting Standards are available.

B. BASIS OF MEASUREMENT

The Financial Statements have been prepared on a historical cost basis and applied consistently. No adjustments have been made for inflationary factors affecting the Financial Statements except for the property, plant and equipment measured at fair value and retirement benefit obligations measured based on the actuarial valuation method. The specific policies are explained in the succeeding notes.

C. GOING CONCERN

Financial Statements have been prepared on the assumption that the University is a going concern. The Council has made an assessment of the University's ability to continue as a going concern in the foreseeable future. Furthermore, the Council is not aware of any material uncertainties that may cast significant doubt upon the University's ability to continue as a going concern. They do not intend either to liquidate or cease operations of the University. Therefore, the financial statements continue to be prepared on the going concern basis.

D. ACCRUAL BASIS OF ACCOUNTING

The Financial Statements, except for information on the Statement of Cash Flows, have been prepared following the accrual basis of accounting.

E. FUNCTIONAL AND PRESENTATION CURRENCY

The financial statements have been presented in Sri Lankan Rupees (LKR), which is the University's functional and presentation currency.

F. MATERIALITY AND AGGREGATION

Each material class of similar items have been presented separately in the financial statements. Items of dissimilar nature or function have been presented separately unless they are immaterial.

G. COMPARATIVE INFORMATION

Comparative information, including quantitative, narrative and descriptive information as relevant, is disclosed in respect of previous Financial Statements. The presentation and classification of the previous year's Financial Statements are amended where relevant for better presentation and to be comparable with those of the current year.

H. OFFSETTING

The Financial Statements, except for information on the Statement of Cash Flows, have been prepared following the accrual basis of accounting.

I. TRANSACTION OF FOREIGN CURRENCIES AND BALANCES

Foreign currency transactions are translated into functional currency using the exchange rates prevailing at the dates of the transactions or valuation where items are re-measured. Foreign exchange gains and losses resulting from the settlement of such transactions and the translation at year-end exchange rates of monetary assets and liabilities denominated in foreign currencies are recognized in the income statement.

SUMMARY OF SIGNIFICANT ACCOUNTING POLICIES

A. APPLICATION OF SLPSAS

The University has followed the SLPSAS when preparing and presenting financial statements of the University for the year 2022.

B. CHANGES IN ACCOUNTING POLICIES

The year under review did not witness significant changes in accounting policies, except for one change. Specifically, the accounting treatment of capital grants has been altered to Revenue from Non-Exchange Transaction – Capital, effective from 01st of January 2022. This change was brought about by the adoption of an alternative accounting treatment for capital grants, as outlined in Sri Lanka Public Sector Accounting Standard – Revenue from Non-Exchange Transactions (Taxes and Transfers) SLPSAS 11. As a result of this change, all comparative figures have been restated.

Previously, the accounting policy for capital grants involved presenting government grants for capital expenditure in the financial statements in accordance with LKAS 20, as SLPSAS was not yet in place. According to LKAS 20, capital grants were recorded as deferred income in the statement of financial position, and then amortized over the asset's useful life.

With the newly adopted accounting policy for capital grants, government grants for capital expenditure are now presented in the financial statements in accordance with SLPSAS 11. As a result, revenue from capital grants is recognized as income in the statement of financial performance and transferred to the Accumulated Fund – Surplus Capital account. This amount is then shown as a reserve account in the statement of financial position and represents a cumulative amount.

C. SIGNIFICANT ACCOUNTING JUDGEMENTS, ESTIMATES AND ASSUMPTIONS

Preparation of the financial statements of the University requires the Management to make judgements, estimates and assumptions, which may affect the income, expenditure, assets, liabilities, and disclosure of contingent assets & contingent liabilities at the end of the financial year.

D. ASSETS AND BASIS OF THEIR VALUATION

PROPERTY, PLANT & EQUIPMENT

The University applies the requirement of SLPSAS 07 on 'Property, Plant & Equipment' in accounting for its owned assets which are held for and used in the provision of the services or for administration purposes and expected to be used for more than one year. Property, Plant & Equipment (PPE) includes Lands, Buildings & Improvements, Office Furniture, Office Equipment, Lab & Teaching Equipment, Motor Vehicles, Water & Electricity Supply Scheme, Library Books and Periodicals, Cloaks, Machinery and Other Assets.

BASIS OF RECOGNITION

Property, Plant and Equipment are recognized if it is probable that future economic benefit associated with the assets will flow to the University and the cost of the asset can be reliably measured.

INITIAL RECOGNITION

Property, Plant & Equipment are initially recognized at cost, including the cost of purchase with any incidental expenses incurred in bringing the assets to their working conditions for their intended use, subsequent to initial recognition, property, plant and equipment are measured at cost less accumulated depreciation and accumulated impairment loss.

Ceiling for reporting non-financial assets.

A ceiling of LKR 15,000 has been introduced in reporting non-financial assets for the convenience of the non-financial assets management of the University of Kelaniya and to minimize the high cost and more period that has to be incurred and spent to maintain accounts for a large number of items with low financial values. Accordingly, assets valued at LKR 15,000 or more should be reported identifying as non-financial assets except Library Books & Periodicals.

SUBSEQUENT COSTS

The cost of replacing a component of an item of property, plant & equipment is recognized in the carrying amount of the item if it is probable that the future. The cost of replacing a component of an item of property, plant & equipment is recognized in the carrying amount of the item if it is probable that the future

economic benefits embodied within the part will flow to the University, and its cost can be measured reliable. The carrying amount of the replaced part is derecognized in accordance with the derecognition policy given below.

The costs of the repair and maintenance of property, plant & equipment are recognized in the Statement of Financial Performance as incurred.

DERECOGNITION

The carrying amount of an item of property, plant & equipment is derecognized on disposal; or when no future economic benefits are expected from its use. Any gains and losses on derecognition are recognized (calculated as the difference between the net disposal proceeds and the carrying amount of the assets) in the Statement of Profit or Loss. Gains are not classified as revenue.

DEPRECIATION

Depreciation is recognized in the statement of Financial Performance on a straight-line basis on each component of an item of property, Plant and Equipment other than freehold land. Depreciation of an asset begins when it is available for use and ceases at the earlier date that the asset is classified as held for sale and the date that the asset is de-recognized.

The estimated useful lives for the current and comparative periods are as follows:

Table 45 : Estimated useful lifetime of assets

ASSETS CATEGORY	ESTIMATED USEFUL LIFE
Buildings & Improvements	20 Years
Office Furniture	10 Years
Office Equipment	05 Years
Lab & Teaching Equipment	05 Years
Motor Vehicles	05 Years
Water & Electricity Supply Scheme	10 Years
Library Books & Periodicals	05 Years
Cloaks	05 Years
Machinery	05 Years
Other Assets	05 Years

The assets residual values and useful life are reviewed, and adjusted if appropriate, at the end of each reporting period, as assets carrying amount is written down immediately to its recoverable amount if the asset's carrying amount is greater than its estimated recoverable amount.

Gains and losses on disposals are determined by comparing the proceeds with the carrying amount and gain/(Loss) is recognized in the statements of comprehensive income.

LEGAL CASES AGAINST THE PROPERTIES

Though absolute ownership is vested with the University of Kelaniya, there are pending Court cases against the following two plots of Land donated to the University.

Table 46 : Court cases

PROPERTY	LEGAL CASE
Lot B of Damminnagahawatta in Dummaladeniya (Donation)	District Court Marawila Case No. 1538/L
Extent – R:01 P:23.33 -	Filed by third against the University and the Registrar, claiming ownership to the land called Dummaladeniya situated in Wennapuwa belonging to the University. The value of the action is LKR 4,005,000/-.
Thalagollawatta Land in Ragama Thalagolla (Donation)	District Court Gampaha Case No. 1225/L
Extent – H: 4.5916	Filed by outside against the University, the Vice-Chancellor, and the Registrar, claiming title to part of the Ragama Medical Faculty property, which is state land, handed over to the University by the Divisional Secretary, Jaela for the purpose of the University. The value of the action is LKR 1,000.00/-.

HERITAGE ASSETS

The University of Kelaniya processes several Heritage Assets such as Historical Artefacts found during archeological excavation carried out by the Department of Archology, the Faculty of Social Sciences. A collection of old coins and books in the Main Library and a collection of ancient ola leaf manuscripts maintained by the Department of Library and Information Sciences.

COST MODEL

After recognition all the Property Plant and equipment except the classes of Land are carried at its cost less accumulated depreciation. Lands are carried at its costs.

REVALUATION MODEL

After initial recognition below classes of Property Plant and Equipment (Lands, Buildings, Cloaks, Motor vehicles) whose fair value can be measured reliably has been carried at revalued amounts, which is fair value at the date of revaluation less any subsequent accumulated depreciation and subsequent accumulated impairment losses. These classes of assets are revalued at a frequency of once every five years.

The carrying value of property, plant & equipment and intangible assets are reviewed at each reporting date to determine whether there is any indication of impairment; if any such indications exist, then the assets recoverable amount is estimated. An impairment loss is recognized if the carrying amount of an asset exceeds its recoverable amount. Impairment losses are recognized in the statement of financial performance.

Details of the Revaluation of assets are as follows:

Table 47 : Revaluation of assets

ASSETS CATEGORY	DATE OF REVALUATION	REVALUED BY	CARRYING VALUE OF ASSETS	REVALUED AMOUNT OF ASSETS	REVALUATION SURPLUS
Lands	31.12.2018	Department of Valuation	1,155,750,767	4,204,580,000	3,048,829,233
Lands	01.01.2019	-do -	-	700,210,000	700,210,000
Buildings	31.12.2018	-do -	2,845,249,161	5,375,839,000	2,530,589,839
Buildings	01.01.2019	-do -	-	118,599,000	118,599,000
Cloaks	31.12.2018	-do -	884,446	12,020,320	11,135,874
Motor Vehicles	01.01.2018	-do -	27,838,603	114,940,000	87,101,397
Lands	31.12.2020	-do -	58,514,788	547,160,000	488,645,212
Buildings	31.12.2020	-do -	39,826,218	62,850,000	23,023,782
Motor Vehicles	31.12.2022	-do -	-	168,785,000	168,785,000
Total					7,176,919,337
Revaluation surplus Balance as at 01.01.2018					1,121,260,134
Revaluation surplus Balance as at 31.12.2022					8,298,179,471

The revaluation surplus would be transferred to the general reserve at the time of disposal of the property.

INVESTMENTS

Investments represent an investment in fixed deposits and savings accounts. These investments have been accounted in compliance with SLFRS 09. The investment in fixed deposits and savings accounts have been classified at amortized cost as per SLFRS 09. They are initially measured at fair value and subsequently measured at fair value less amortized cost by using an effective interest rate as required by SLFRS 09.

STAFF LOANS

The staff loans include a Distress loan, Computer loan, Special Distress loan, Vehicle loan, Staff loan and Vice-Chancellor Fund loans. The staff loans have been classified as financial assets at amortized cost as per SLFRS 09. An impairment loss in any staff loan has been recognized on the expected cost method as stipulated in SLFRS 09.

CAPITAL WORK IN PROGRESS

Capital expenses incurred on PPE which are not completed as at the reporting date are shown as Capital Work – in – Progress and cost incurred on Capital Work – in – progress is transferred to Property, Plant and Equipment when it is available for use.

INTANGIBLE ASSETS

Computer software and online journals have been recognized as intangible assets when it is probable that future economic benefits that are attributable to the assets will flow into the enterprise and the cost of the asset can be measured reliably. Intangible assets acquired are stated at cost less accumulated amortization and accumulated impairment losses. These costs are amortized over a period of 5 years.

CURRENT ASSETS

Current Assets classified in the Statement of Financial Position are those which are expected to be realized in or consumed in the University's normal operating cycle, expected to be realized within twelve months after the reporting date or cash or a cash equivalent.

INVENTORIES

Inventories are stated at cost and determined on First in First out (FIFO) basis. Inventories mainly comprise of stationery and spare parts. Inventories are for consumption and not for resale

CASH & CASH EQUIVALENTS

Cash and cash equivalents are defined as cash in hand, demand deposits and short term highly liquid investments readily convertible to known amounts of cash and subject to insignificant risk of change in value. For the purpose of cash flow statement, cash & cash equivalents include cash in hand and deposits in banks. Investments with short term maturity of six months or less from the date of acquisition are also treated as cash equivalents. The cash flow statement is prepared based on the indirect method.

E. ACCOUNTING FOR GOVERNMENT GRANTS FOR CAPITAL EXPENDITURE

RECURRENT GRANT

Recurrent grants are recognized in the Statement of Financial Performance on cash basis. Cost of rehabilitation of PPE and capital grants for construction and new work are recognized either as work in progress or Capital Assets where necessary.

CAPITAL GRANTS

Government Grants for the Capital expenditure are presented in the Financial Statements in accordance with the SLPSAS - 11.

F. CONTRIBUTION TO CAPITAL OUTLAY FROM OUTSIDE GRANTS

The value of Property Plant & Equipment purchased out of generated funds & various project funds were shown as “Contribution to Capital Outlay from outside Grants”.

G. INTERNALLY RESTRICTED FUNDS

Internally restricted funds include funds committed for specific purposes. Development funds represent the cumulative position of University/ Faculties/ Departments Funds with net unspent balances at the year end.

H. ENDOWMENT FUND

Endowment funds include restricted donations received by the University and investment returns generated from endowment funds which are used in accordance with the various purpose established by the donors.

I. TAXES

INCOME TAX

University is not liable to pay income tax on its income of the ordinary course of the business according to the prevailing tax regulations.

VALUE-ADDED TAX

University is exempt from paying Value Added Taxes according to the prevailing tax regulations.

ADVANCED PERSONAL INCOME TAX (APIT)

The University currently remits APIT Tax deducted from monthly salaries of the employees who are liable for payment of income tax which is not a part of the University expenditure. Hence, payment of APIT tax is not accounted in the accounts of the University.

J. EMPLOYEE BENEFITS

DEFINITIONS

Short-term employee benefits

Short-term employee benefits are expensed as the related service is provided. A liability is recognized for the amount expected to be paid if the University has a

Short-term employee benefits

Short-term employee benefits are expensed as the related service is provided. A liability is recognized for the amount expected to be paid if the University has a present legal or constructive obligation to pay this amount as a result of the past service provided by the employee and the obligation can be estimated reliably.

Defined contribution plan

Employees are eligible for University Provident Fund (UPF) Contributions, Employees' Trust Fund (ETF), University pension fund and contributions are in line with the respective statues and regulations. The University of Kelaniya pays fixed contributions on basic emoluments plus cost-of-living allowances, academic allowances, and monthly compensation allowances of employees to the University Provident Fund, Employees' Trust Fund and University pension fund and will have no legal or constructive obligation to pay further amounts. This obligation falls within the scope of the defined contribution plan SLPSA19 on employment benefit. Obligation for contribution to defined contribution plan are recognized in profit or loss as the related service is provided.

Defined benefit obligation

In accordance with the Gratuity Act No. 12 of 1983, a liability arises for a defined benefit obligation to employees. Such defined benefit obligation is a post-employment benefit obligation falling within the scope of SLPSAS-19 on 'Employee Benefits'.

Measurement of defined benefit obligation

The liability recognized in the Statement of Financial Position is the present value of the defined benefit obligation at the reporting date. The calculation is performed annually by a qualified actuary using the Projected Unit Credit method (PUC). Re-measurement of the defined benefit liability, which comprises actuarial gains and losses, is recognized immediately in the Statement of Financial Performance. The University recognizes the increase in defined benefit liability attributable to the services provided by employees during the year (current service cost) in the Statement of Financial Performance. The discount rate has been derived, and an approximation of a long-term interest rate of 18% p.a. (2021 – 11.5%) has been used to discount future liabilities. The liability is not externally funded.

Accounting Estimate

The actuarial valuation involves making assumptions about discount rates, future salary increases and mortality rates. The complexity of the valuation, the underlying assumptions and its long-term nature, the defined benefit obligation is highly sensitive to changes in these assumptions. All assumptions are reviewed at each reporting date.

Actuarial Valuation of Retirement Gratuity

An actuarial valuation was carried out as at 31st December 2022 by Actuarial & Management Consultants (Pvt) Ltd, a firm of professional actuaries. The summarized report of the Actuarial valuation is as follows:

Table 48 : Actuarial valuation of retirement gratuity

ASSUMPTION	2022	2021
Financial		
Rate of discount	Office Furniture	Office Furniture
Salary escalation rate		
Academic	Basic Salary and allowances: 16.00% p.a.2022	Basic Salary and allowances: 10.00% p.a.2021
Non-Academic	Basic Salary and allowances: 14.00% p.a.	Basic Salary and allowances: 8.00% p.a.
Demographic		
Mortality	A 1967/70 Mortality Table, issued by the Institute of Actuaries, London	
Retirement Age		
Academic	65 Years	65 Years
Non-Academic	60 Years	62 Years
Staff turnover rate		
Academic	1.00 % p.a. across the board up to age 54 and thereafter zero	1.00 % p.a. across the board up to age 54 and thereafter zero
Non-Academic	0.50 % p.a. across the board up to age 54 and thereafter zero	0.50 % p.a. across the board up to age 54 and thereafter zero
Disability		
Academic & Non-Academic	10% of the Mortality Table	10% of the Mortality Table

Sensitivity Analysis

Sensitivity Analysis of Present Value of Defined Benefit Obligation (LKR)

A one percentage point increase (+1%) in the discount rate	= 1,272,398,261
A one percentage point decrease (-1%) in the discount rate	= 1,489,560,224
A one percentage point increase (+1%) in the salary Escalation rate	= 1,490,910,998
A one percentage decrease (-1%) in the salary Escalation rate	= 1,269,713,555

K. LIABILITIES AND PROVISIONS

CURRENT LIABILITIES

Current Liabilities are stated at their book value.

PROVISIONS

Provisions are recognized when the University has a present obligation as a result of a past event and it is probable that an outflow of resources embodying economic benefits will be required to settle the obligations and reliable estimate can be made of the amount of the obligation. The provisions are shown under the accrued expenditure. The University arrives at an estimate on the basis of an evaluation of the most likely outcome. All known provisions have been accounted for in preparing these Financial Statements.

L. CONTINGENT LIABILITIES AND CONTINGENT ASSETS

A contingent liability is a possible obligation that arises from past events whose existence will be continued by the occurrence or non-occurrence of one or more uncertain future events beyond the control of the program or a present obligation that is not recognized because it is not probable that an outflow of resources will be required to settle the obligation.

Contingent liability also arises in extremely rare cases where there is a liability that cannot be measured reliably. The uncertainty does not recognize a contingent liability but disclose its existence in the financial statement.

A contingent asset is a possible asset that arises from past events whose existence will be confirmed by the occurrence or non-occurrence of one or more uncertain future events beyond the control of the University. The University does not recognize contingent assets but discloses its existence where inflow of economic benefits is probable but not virtually certain.

M. REVENUE RECOGNITION

EXCHANGE TRANSACTION

The income of research grants, miscellaneous projects & other grants self-financing activities including academic assignments, and all other revenues have been recognized when they receive and where appropriate and practicable revenues have been recognized on accrual basis.

NON-EXCHANGE TRANSACTION - CAPITAL

Revenue from Non-Exchange Transaction – Capital is presented in the financial statements in accordance with SLPSAS 11. Accordingly, revenue from Non-Exchange Transaction – Capital grants is recognized as income in the statement of financial position and transferred to the Accumulated Fund – Surplus Capital account. It is shown as a reserve account in the statement of financial position as a cumulative amount.

FINANCE INCOME

Interest income is recognized on an accruing basis using an effective interest rate method according to SLFRS 09 due to the absence of SLPSAS.

EXPENDITURE RECOGNITION

Expenses incurred in carrying out all activities of the University are recognized on an accrual and charged to the statement of Financial Performance.

STATEMENT OF CASH FLOWS

The cash flow statement has been prepared by using the indirect Method in accordance with the SLPSAS 2 whereby gross cash receipts and gross cash payments of operating activities, finance activities and investing activities have been recognized. Cash and cash equivalents comprise short-term, highly liquid investments that are readily convertible to known amounts of cash and are subject to an insignificant risk of changes in value.

EXPLANATORY NOTES

A. ACCELERATING HIGHER EDUCATION EXPANSION AND DEVELOPMENT OPERATION (AHEAD) PROJECT

AHEAD (Accelerating Higher Education Expansion and Development) Operation is another World Bank funded project aimed at supporting the higher education sector in the entire country from 2018 to 2023. The scope of this operation will be the higher education activities under the Ministry of Higher Education, the UGC, and the 15 universities, SLIATE, ATIs and non-state HEIs.

The Operations Technical Secretariat (OTS) at university is the apex unit at University Level to facilitate the project implementation, headed by a Director and other staff handling Finance, Procurement, Administration and Project Coordination. It is the responsibility of the project staff at the OTS, to coordinate, monitor and facilitate project execution. Finance operations of the project is handled by team headed by Director – Finance under the supervision of Director- OTS. The Operations and Monitoring Support Team (OMST) of the Ministry of Education, integrated with UGC, is the apex body at national level to implement, coordinate and monitor the project operation while extending technical, and operational expertise as and when needed.

Details of the project activities carried out are as follows:

Accelerating Higher Education Expansion and Development Operation (AHEAD) Project

Table 49 : AHEAD project activities

ASSETS CATEGORY	2018	2019	2020	2021	2022	LKR TOTAL
Building					35,110,107	35,110,107
Computer & Accessories	410,700	12,472,805	38,033,880	49,082,750	55,503,200	155,503,335
Furniture	2,124,650	6,984,720	4,080,868	25,743,534	25,248,943	64,182,715
Lab & teaching equipment	20,384,000	822,000	2,400,900	36,295,380	17,004,673	76,906,953
Office Equipment	-	891,980	2,218,728	9,240,903	12,500	12,364,111
Other Equipment	39,500	1,106,879	762,733	4,108,280	18,578,079	24,595,471
Plant & Machinery	-	-	-	3,003,684	1,371,600	4,375,284
Air conditioner	-	-	-	10,080,618	1,876,292	11,956,910
Library books					1,716,922	1,716,922
Total	22,958,850	22,278,384	47,497,109	137,555,150	156,422,314	386,711,806

In addition to that, OMST of the AHEAD Operation in coordination with UGC initiated a plan to provide financial support to the University to pay the expenses incurred for the procurement of equipment and civil work regarding the “Additional Infrastructure required to facilitate Additional Student Intake – Academic year 2019/2020 under this arrangement University of Kelaniya utilized Rs. 90,508,307.55

B. SCIENCE AND TECHNOLOGY HUMAN RESOURCES DEVELOPMENT PROJECT

The Science and Technology Human Resource Development Project funded by the Asian Development Bank (ADB) supports the government to develop technology faculties in three universities viz. University of Kelaniya, Rajarata University of Sri Lanka and Sabaragamuwa University of Sri Lanka, and the Faculty of Engineering at the University of Sri Jayewardenepura to nurture a new breed of technology-oriented graduates equipped with market-relevant skills and entrepreneurial spirit.

The Faculty of Computing and Technology of the University of Kelaniya has been allocated a total sum of USD 29.2 Million under this project and a further sum of USD 10 Million is available for the four universities to be utilized under competitive proposal basis.

The Faculty of Computing and Technology will utilize the above funding to construct a building complex at the proposed Mudun Ela premises, procure books, software & equipment, train the staff, establish partnership programs with reputed international universities and develop collaborative programs with the industry.

The overall project is managed by the Project Management Unit (PMU) established under the Ministry of Education while the project coordination at the university level is handled by the Project Implementation Unit (PIU) headed by a Deputy Project Director. The responsibility of the PIU includes monitoring and supervising construction of the faculty buildings and designing and implementing project activities, including procurement of goods and services, within the scope of the project to develop the faculty with assistance of the University Council/Senate and university academic staff. The finance operations of the project is handled by team headed by Director– Finance under the supervision of Deputy Project Director- PIU.

Details of the project activities carried out are as follows:

Science and Technology Human Resources Development Project

Table 50 : STHRD project activities

PROJECT COMPONENT	ESTIMATED COST	DISBURSEMENTS				LKR TOTAL
		2019	2020	2021	2022	
Construction of the building complex for the faculty	3,690,000,000	-	1,006,500,000	1,142,100,000	2,540,858,072	4,689,458,072
Procurement of Goods Capital	720,000,000	16,628,023	94,183,820	57,560,126	23,530,704	191,902,673
Procurement of Goods Recurrent		-	1,896,354	17,543,201	28,750.00	19,468,305
Short Term Training	19,620,000	-	700,000	1,300,000	1,014,883	3,014,883
Long term training	73,980,000	-	3,600,000	6,000,000	18,482,043	28,082,043
Total	4,503,600,000	16,628,023	1,106,880,174	1,224,503,326	2,583,914,452	4,931,925,975

C. PENDING LEGAL CASES AS AT 31ST DECEMBER 2022

Pending legal cases as at 31st December 2022 are as follows.

DISTRICT COURT GAMPAHA CASE NO. 6411/M

Filed by a member of the academic staff of GWA against the former Senior Assistant Internal Auditor of the University, claiming compensation for damages alleged to have been caused to the said member of academic staff by the action taken against him on the basis of an audit investigation. The compensation claimed is LKR 50,000,000/-

DISTRICT COURT COLOMBO CASE NO. 3785/16/DMR

Filed by the University against a member of staff who acted in violation of the agreement he had entered in to with the University for the purpose of granting study and against the two sureties to the bond. The University is seeking to recover a sum of Rs.3,233,787.70 in this case.

DISTRICT COURT COLOMBO CASE NO. 2896/19

Filed by the University against a member of staff who had acted in violation of the agreement he had entered with the University for the purpose of granting

study leave and against the two sureties to the bond. The University is seeking to recover a sum of Rs. 5,919,751.55 in this case. However, a settlement proposed by the principal debtor, the Council at its 510th meeting held on 10th January 2023 decided to go for a settlement on this matter.

DISTRICT COURT COLOMBO CASE NO. 2515/19

Filed by the University against a member of staff who had acted in violation of the agreement he had entered into with the University for the purpose of granting study leave and against the two sureties to the bond. The University is seeking to recover a sum of Rs. 8,472,381.49 in this case.

DISTRICT COURT COLOMBO CASE NO. 2514/19

Filed by the University against the sureties of an Academic staff member who had acted in violation of the agreement he had entered with the University for the purpose of granting study leave and against two sureties to the bond. The University is seeking to recover a sum of Rs.7,194,538.80 in this case.

LT/31/68/2020

One of the retired sub wardens who was interdicted by the University with effect from 03.10.2017 and whose service was terminated by the University as per decision taken by the Council at its 478th meeting held on 11.02.2020, has filed this case claiming a reasonable compensation. The case had been laid by the courts.

Two pending legal cases against the properties have been reported under the subheading 11.5.3 – D – vii, “Legal cases against the properties”, table 46.

D. RELATED PARTY DISCLOSURES

The University carried out transactions in the ordinary course of business on an arm's length basis with parties who are defined as Related Parties as per the Sri Lanka Accounting Standard –LKAS 24 on “Related Party Disclosures”.

And there were no transactions entered into by the University with the organizations where Council members are Key Management Personnel of those organizations.

E. PRESENTATION OF BUDGET

The budget of the University is prepared based on the accrual basis of accounting. The classification basis adopted in the budget is the nature of expenditure which is the same method followed in the presentation of financial statements of the University as well. The classification of income and expenditure is done by the University as per the guidelines issued by the Treasury. Since the budget and financial statements are prepared on an accrual basis of accounting, need for reconciliation of budget and actual amounts does not arise. The budget covers the fiscal period from January 01 - December 31, 2022, and includes all Faculties, Centers, Divisions and Units of the University. Statement of comparison of budget and actual amounts are shown in separate annexure.

F. BOND VIOLATORS

A sum of LKR 325,872,001 has been due from thirty-five Bond violators as at 31st December 2022.

G. MAHAPOLA GRANTS FOR THE STUDENTS

A sum of LKR 240,398,250 of has been paid to the students as Mahapola Grants during the year and all these payments directly had been done by the Mahapola Trust Fund.

H. EVENTS AFTER REPORTING DATE

No circumstances have arisen since the reporting date which would require adjustments or disclosure in the Financial Statements other than disclosed below.

NOTES TO THE FINANCIAL STATEMENTS

For the year ended 31st December in LKR

Table 51 : Notes to the financial statements

4	Government Grants for Recurrent Expenditure	2022	2021
	Personal Emoluments	4,250,000,000.00	3,953,000,000.00
	Other Recurrent	193,000,000.00	175,000,000.00
	Rehabilitation & Improvements	17,875,298.80	14,569,986.00
	Government Grants - Sports Activities	3,500,000.00	-
	Total	4,464,375,298.80	4,142,569,986.00

5	INTERNAL INCOME	Sub Schedule No.	2022	2021
	Examination Fees (Undergraduate)		9,075,345.96	12,809,905.00
	Examination Fees (Postgraduate)		149,610.00	150,058.37
	Interest from Loans		5,337,376.34	5,417,386.48
	Other Internal Income	5.1	126,723,647.11	126,378,703.23
	Registration Fees (Postgraduate)		64,600.00	1,376,000.00
	Registration Fees (Undergraduate - Local)		20,437,566.89	4,637,653.35
	Transfer from Development fund		854,701,446.01	260,930,708.00
	Tuition Fees		98,207,547.07	71,207,981.39
	University Contribution on Seminar fees		-	36,990.00
	Total		1,114,697,139.38	482,945,385.82

5.1	OTHER INTERNAL INCOME	Sub Schedule No.	2022	2021
	Ancillary Activities - Hostels		2,508,050.00	124,520.00
	Library Fines		17,647.25	105,439.30
	Miscellaneous Income	5.1.1	117,079,694.86	118,612,278.93
	Rent from Properties		6,715,603.00	6,274,720.00
	Sale of Old Stores		-	602,252.00
	Sale of Produce		98,652.00	315,993.00
	Sale of Publications		304,000.00	343,500.00
	Total		126,723,647.11	126,378,703.23

5.1.1	Miscellaneous income	2022	2021
	Application & Other Fee	7,304,672.69	9,216,825.42
	Certificate Fees	13,172,441.80	3,625,678.87
	Cloaks Hiring	172,000.00	8,250.00
	Convocation Fee	33,381,150.00	13,327,230.00

Fine From Contractors	55,447.21	1,384,347.86
Library cards & Identity Cards	37,475.00	34,125.00
Other miscellaneous Income	55,482,688.68	86,104,714.00
Postgraduate Library Income	62,000.00	96,000.00
Provident Fund Charges	7,102,419.48	4,499,857.78
Registration Fees from Suppliers	309,400.00	315,250.00
Total	117,079,694.86	118,612,278.93

6	PERSONAL EMOLUMENTS	2022	2021
(a) Academic			
	Academic Allowances	1,215,196,631.36	1,168,156,660.16
	Additional Allowance 2022	58,181,087.93	-
	Cost of Living Allowance	90,946,156.23	82,823,328.41
	E.T.F.	67,740,121.66	63,538,516.25
	Other Allowances	28,960,757.69	25,930,058.58
	Pension	124,363,727.11	111,504,971.30
	Provident Fund	214,586,678.59	206,068,378.88
	Research Allowance	271,295,525.75	258,089,598.10
	Salaries & Wages	953,391,875.17	888,424,940.19
	Special Allowance 20%	157,152,716.89	151,229,196.94
	Visiting Lecturers Fees	28,103,205.42	17,999,046.64
	Total	3,209,918,483.80	2,973,764,695.45
(b) Non-Academic			
	Acting Pay	715,322.62	808,437.64
	Additional Allowance 2022	53,072,034.50	-
	Additional Monthly Allowance 20%	195,396,743.06	191,555,529.37
	Cost of Living Allowance	82,477,572.17	84,999,003.23
	E.T.F.	21,548,875.55	22,367,850.17
	Holiday Payments	1,736,825.50	1,179,473.24
	Other Allowances	9,495,408.40	10,507,362.29
	Over Time	45,399,536.64	27,444,125.08
	Pension	43,896,900.12	45,178,993.28
	Provident Fund	63,820,825.34	66,667,519.51
	Research Allowance	7,294,718.29	12,982,135.46
	Salaries & Wages	467,918,158.89	468,121,178.89
	Special Allowances 20%	86,638,172.73	88,662,458.75
	Total	1,079,411,093.81	1,020,474,066.91
	Total (a)+(b)	4,289,329,577.61	3,994,238,762.36

7	TRAVELLING EXPENSES	2022	2021
	Domestic	370,787.50	178,924.24
	Foreign	6,587,491.31	3,175,996.10
	Total	6,958,278.81	3,354,920.34
8	SUPPLIES	2022	2021
	Chemical & Glassware	14,203,708.75	8,103,267.56
	Fuel & Lubricants	33,447,411.01	9,143,510.71
	Mechanical & Electrical Goods	1,128,267.00	198,842.00
	Medical Supplies	1,491,537.20	370,101.65
	Other Supplies	61,248,644.83	35,337,322.60
	Stationery & Office Requisites	52,036,050.26	33,801,139.75
	Uniform & Tailoring Charges	7,368,559.65	5,476,047.05
	Total	170,924,178.70	92,430,231.32
9	MAINTENANCE EXPENSES	2022	2021
	Furniture	1,746,650.00	129,709.36
	Other	16,530.00	250.00
	Plant, Machinery & Office Equipment	65,914,213.62	20,117,743.31
	Vehicles	17,863,856.82	7,878,471.56
	Total	85,541,250.44	28,126,174.23
10	CONTRACTUAL SERVICES	2022	2021
	Cleaning Services	63,682,595.30	78,451,011.23
	Electricity	94,625,892.76	61,155,035.74
	Others	15,283,483.45	12,765,175.92
	Postal Charges	3,250,314.00	1,352,051.60
	Printing, Advertising etc.	47,324,630.81	11,157,711.77
	Rates and taxes to local authorities	3,307,845.25	1,054,650.94
	Rent & Hire Charges	45,847,534.67	41,644,003.00
	Security Services	56,755,370.08	42,549,118.57
	Telecommunication	69,598,685.40	56,545,011.07
	Transport	48,565.00	66,250.00
	Water	32,095,885.07	14,568,813.94
	Total	431,820,801.79	321,308,833.78

11 OTHER RECURRENT EXPENSES	2022	2021
Academic Research	1,628,664.69	2,670,447.00
Awards & Indemnities	240,000.00	145,500.00
Bank Charges	4,564.93	41,161.44
Contribution & Membership Fee	2,855,327.98	2,092,526.63
Convocation	20,394,230.67	5,740,834.00
Entertainment Expenses	3,897,597.62	3,344,705.47
Examination	54,818,537.45	58,629,885.96
Field Trips	2,728,891.26	379,173.28
Holiday, Warrants & Season Tickets	2,949,603.67	1,160,693.33
Others - Newspapers, Magazines etc.	2,936,470.23	621,066.60
Special Services - Council & Committees	7,032,076.74	6,734,139.87
Special Services - Professional & Other Fees	164,100.00	54,000.00
Staff Development	1,659,614.20	468,306.54
Students Development Initiative	29,714.50	11,560.00
Workshops, Seminars	-	17,375.00
Total	101,339,393.94	82,111,375.12

12 EXPENDITURE ON DEVELOPMENT FUND	2022	2021
Contractual Services	18,345,250.00	22,316,313.48
Maintenance Expenses	8,543,185.00	21,840,852.30
Other Recurrent	31,111,273.00	22,458,337.12
Personal Emoluments	34,870,912.00	26,018,541.66
Supplies	3,444,038.00	6,147,358.65
Traveling Expenses	4,552,243.00	71,700.00
Total	100,866,901.00	98,853,103.21

13 PROJECT EXPENSES	Sub Schedule No.	2022	2021
AHEAD Project Expenses	13.1	76,171,166.00	-
STHRD Project Expenses	13.2	19,525,676.33	22,362,731.00
Total		95,696,842.33	22,362,731.00

13.1 AHEAD PROJECT EXPENSES	2022	2021
PHD	37,514,433.00	-
Recurrent Expenses	38,656,733.00	-
Total	76,171,166.00	-

13.2	STHRD PROJECT EXPENSES	2022	2021
	Long term training	18,482,043.45	6,000,000.00
	Procurement of Goods - Recurrent	28,750.00	15,062,731.00
	Short Term Training	1,014,882.88	1,300,000.00
	Total	19,525,676.33	22,362,731.00
14	EXPENDITURE ON CENTRE FOR DISTANCE AND CONTINUING EDUCATION	2022	2021
	Contractual Services	15,292,490.66	9,256,134.00
	Convocation	17,084,283.83	3,538,151.00
	Examination	35,531,531.95	18,970,905.00
	Maintenance Expenses	4,662,993.45	4,605,023.00
	Other Recurrent	9,290,391.49	-
	Supplies	7,363,746.91	1,566,451.00
	Total	89,225,438.29	37,936,664.00
15	RECURRENT EXPENDITURE FROM CAPITAL GRANT	2022	2021
	Human Capital Development	50,000.00	2,045,947.86
	Rehabilitation and Improvement	15,100,169.42	9,469,028.90
	Strengthening Research	2,725,129.38	3,055,009.24
	Total	17,875,298.80	14,569,986.00

DESCRIPTION	LANDS	BUILDINGS & IMPROVEMENTS	OFFICE FURNITURE	OFFICE EQUIPMENT	LAB & TEACHING EQUIPMENT	MOTOR VEHICLES	WATER & ELECTRICITY SUPPLY SCHEME	MACHINERY	OTHERS	TOTAL
PROPERTY, PLANT & EQUIPMENT AS AT 31ST DECEMBER IN LKR										
Cost/Revalued Balance as at 1st January 2022	5,291,979,257	7,486,240,826	631,249,273	1,895,097,990	567,573,241	113,290,000	73,485,082	96,942,359	378,031,395	16,169,442,508.29
Additions during the year	546,311,000	212,196,558	74,394,763	175,668,162	52,765,899	-	445,000	12,252,060	69,427,278	1,143,460,721
Revaluation Adjustment						(113,290,000)				(113,290,000)
Revaluation Value as at 31.12.2022						168,785,000				168,785,000
Work in Progress capitalized during the year	-	165,269,317	-	-	-	-	-	-	-	165,269,317
Cost/Revalued Balance as at 31st December 2022	5,838,290,257	7,863,706,701	705,644,036	2,070,766,152	620,339,140	168,785,000	73,930,082	109,194,419	447,458,673	17,898,114,460
Accumulated Depreciation Balance as at 1st January 2022	-	950,045,685	377,520,284	1,510,347,864	471,424,035	90,632,000	56,537,226	62,278,570	321,776,782	3,840,562,446
Depreciation For the Year		386,998,657	52,314,644	159,947,396	40,241,781	22,658,000	3,183,333	13,089,810	29,976,559	708,410,180
Revaluation Adjustment						(113,290,000)				(113,290,000)
Balance as at 31st December 2022	-	1,337,044,342	429,834,928	1,670,295,260	511,665,816	-	59,720,559	75,368,380	351,753,341	4,435,682,626
Net Carrying amount as at 31st December 2021	5,291,979,257	6,536,195,141	253,728,988	384,750,126	96,149,206	22,658,000	16,947,856	34,663,789	56,254,613	12,693,326,976
Net Carrying amount as at 31st December 2022	5,838,290,257	6,526,662,359	275,809,108	400,470,892	108,673,325	168,785,000	14,209,523	33,826,039	95,705,332	13,462,431,834

Note: Fully depreciated Assets had been identified, and it is intended to revalue the appointing internal subcommittee within the next year

17 LIBRARY BOOKS & CLOAKS			
DESCRIPTION	LIBRARY BOOKS & PERIODICALS	CLOAKS	TOTAL
Cost/Revalued Balance as at 1 st January 2022	361,646,938.30	12,020,320.00	373,667,258.30
Additions During the year	5,179,314.11	450,000.00	5,629,314.11
Balance as at 31st December 2022	366,826,252.41	12,470,320.00	379,296,572.41
Accumulated Depreciation Balance as at 1 st January 2022	346,500,512.98	7,212,192.00	353,712,704.98
Depreciation For the Year	9,593,983.00	2,423,790.00	12,017,773.00
Balance as at 31st December 2022	356,094,495.98	9,635,982.00	365,730,477.98
Net Carrying amount as at 31st December 2021	15,146,425.32	4,808,128.00	19,954,553.32
Net Carrying amount as at 31st December 2022	10,731,756.43	2,834,338.00	13,566,094.43

Note: A sum of LKR 1,460,511 relating to 562 books had been donated to the University Library and those books had been included as the assts additions during the year.

18 CAPITAL WORK IN PROGRESS	2022	2021
Balance at the beginning of the year	2,513,229,838.00	270,265,323.00
Previous year Adjustment	11,351,506.00	-
	2,501,878,332.00	270,265,323.00
Add		
Additions during the year	2,687,204,835.00	2,266,269,682.00
Less		
Amount Capitalized during the year	165,269,317.00	23,305,167.00
Balance at the end of the year	5,014,813,850.00	2,513,229,838.00
4-Storey Building as Pannarama Hostel	36,997,489.80	-
CNCLD Building Faculty of Medicine	89,355,180.30	48,348,995.64
ICTC Building	-	165,269,316.53
New Lecture Theater Complex, Faculty of Science	183,989,670.52	135,998,088.16
STHRD Project Building	4,689,458,071.88	2,148,600,000.00
Ten Storied Building FCMS	15,013,437.50	15,013,437.50
Total	5,014,813,850.00	2,513,229,837.83

19 INTANGIBLE ASSETS	2022	2021
Cost/Revalued Balance as at 1st January 2022	52,333,632.07	52,333,632.07
Addition During the Year	12,407,271.17	-
Balance as at 31st December 2022	64,740,903.24	52,333,632.07
Accumulated Amortization Balance as at 1st January 2022	43,311,468.31	33,534,126.80
Amortization for the year	(6,895,473.62)	9,777,341.52

Balance as at 31st December 2022	50,206,941.93	43,311,468.31
Net Carrying amount as at 1st December 2021	9,022,163.76	18,799,505.27
Net Carrying amount as at 31st December 2022	14,533,961.31	9,022,163.76

20	FINANCIAL ASSETS	Sub Schedule No.	2022	2021
	Investment		3,409,224,581.05	3,961,831,749.92
	Computer Loans	20-1	2,850,525.00	2,397,025.00
	Distress Loans	20-2	128,303,866.52	115,633,193.23
	Special Distress Loan	20-3	269,480.00	-
	Staff Loans	20-4	91,460.00	110,160.00
	Transport Loans	20-5	4,711,387.00	3,301,836.00
	Vice Chancellor's Fund Loan	20-6	5,832,938.40	2,371,222.00
	Total		3,551,284,237.97	4,085,645,186.15

20.1	COMPUTER LOANS	2022	2021
	Balance as at 1 st January	2,397,025.00	2,863,025.00
	Add		
	Loan paid during the year	1,567,500.00	1,014,875.00
		3,964,525.00	3,877,900.00
	Less		
	Loan recoveries during the year	1,114,000.00	1,480,875.00
	Balance as at 31st December	2,850,525.00	2,397,025

20.2	DISTRESS LOANS	2022	2021
	Balance as at 1 st January	115,633,193.23	126,496,027.47
	Add		
	Loan paid during the year	50,954,476.67	38,741,218.15
		166,587,669.90	165,237,245.62
	Less		
	Recoveries during the year	38,283,803.38	49,604,052.39
	Balance as at 31st December	128,303,866.52	115,633,193.23

20.3	SPECIAL DISTRESS LOANS	2022	2021
	Balance as at 1 st January	384,408.00	-
	Less		
	Recoveries during the year	114,928.00	-
	Balance as at 31st December	269,480.00	-

20.4	STAFF LOANS	2022	2021
	Balance as at 1 st January	110,160.00	146,540.00
	<u>Add</u>		
	Loan paid during the year	46,750.00	25,160.00
		156,910.00	171,700.00
	<u>Less</u>		
	Recoveries during the year	65,450.00	61,540.00
	Balance as at 31st December	91,460.00	110,160.00
20.5	TRANSPORT LOANS	2022	2021
	Balance as at 1 st January	3,301,836.00	5,612,973.00
	<u>Add</u>		
	Loan paid during the year	3,621,590.00	491,938.00
		6,923,426.00	6,104,911.00
	<u>Less</u>		
	Recoveries during the year	2,212,039.00	2,803,075.00
	Balance as at 31st December	4,711,387.00	3,301,836.00
20.6	VICE CHANCELLOR'S FUND LOAN	2022	2021
	Balance as at 1 st January	2,371,222.00	2,371,222.00
	<u>Add</u>		
	Loan paid during the year	8,483,663.00	-
		10,854,885.00	2,371,222.00
	<u>Less</u>		
	Recoveries during the year	5,021,946.60	-
	Balance as at 31st December	5,832,938.40	2,371,222.00
21	INVENTORIES	2022	2021
	Maintenance	15,493,795.00	14,517,174.69
	Stationary	44,672,172.00	33,130,613.65
	Provision for Nonmoving, slow moving & Obsolete Stock	(7,156,875.24)	(7,446,994.09)
	Total	53,009,091.76	40,200,794.25
22	SUNDRY DEBTORS & RECEIVABLES	2022	2021
	Bursary	38,628,000.00	43,872,000.00
	Dialog tower rent	792,000.00	762,000.00
	Interest	195,544,524.57	115,284,805.41
	Mahapola Scholarship	-	445,900.00
	Others	754,602.73	754,602.73

PEOPLES BANK BRANCH RENT	-	68,000.00
Receivable from treasury for capital Funds	129,455,024.28	-
Receivables from CDCE	-	27,790,301.00
Receivables from President Fund (CKDU)	26,730,316.53	26,730,316.53
Sundry Debtors	234,800.00	1,746,713.00
Total	392,139,268.11	217,454,638.67

23	ADVANCES TO STAFF	2022	2021
	Festival Advances	696,253.28	765,153.28
	Salary Advances	608,741.00	104,741.00
	Special Advances	84,635.82	87,835.82
	Total	1,389,630.10	957,730.10

24	ADVANCES & PREPAYMENTS	Sub Schedule No.	2022	2021
	Advances for Supplies & Services	24-1	112,528,718.98	81,520,968.73
	Other Advances & Deposits	24-2	1,158,290.00	178,840.00
	Prepayments	24-3	10,422,225.83	4,065,343.72
	Deposits		4,196,720.00	571,720.00
	Total		128,305,954.81	86,336,872.45

24.1	ADVANCES FOR SUPPLIES & SERVICES DESCRIPTION	2022	2021
	Capital Advance	102,306,922.36	78,401,927.33
	International Conference Advance	1,390,995.00	628,845.00
	Miscellaneous Advance	6,875,758.22	2,118,276.00
	Research Advance	1,858,123.40	275,000.40
	Statutory Boards & Local Authorities	96,920.00	96,920.00
	Total	112,528,718.98	81,520,968.73

24.2	OTHER ADVANCES & DEPOSITS	2022	2021
	Advance for Gender Studies Program	1,021,650.00	22,200.00
	Generated Fund Advance	36,640.00	156,640.00
	Improving Student Activities	100,000.00	-
	Total	1,158,290.00	178,840.00

24.3	PREPAYMENTS	2022	2021
	Service Agreements	7,444,801.62	1,621,197.05
	Others	2,977,424.21	2,444,146.67
	Total	10,422,225.83	4,065,343.72

25	CASH AND CASH EQUIVALENTS		2022	2021
	Collection A/C (CDCE)	055-1-002-0-0027655	100,000.00	100,000.00
	Collection A/C (CDCE)	055-1-001-1-0027655	100,000.00	100,000.00
	Confucius	055-1-002-2-0015067	1,209,494.39	3,991,749.13
	P/B Kelaniya	055-1-001-8-0017238	1,172,223.93	320,140.00
	P/B Kelaniya	055-1-001-4-0009867	146,145,104.66	-
	P/B Kelaniya	055-1-001-4-0036795	25,000.00	25,000.00
	P/B Kelaniya - CNCLD Project	055-1-001-9-0045504	5,587,344.11	5,005,500.11
	P/B Kelaniya (1519)	055-1-001-3-0667553	36,625,857.83	83,490.00
	P/B Kelaniya (3300)	055-1-001-6-0667716	10,708,558.73	8,664,630.08
	P/B Kelaniya (7552)	055-1-001-5-0667552	2,208,550.00	50,200.00
	P/B Kelaniya (7782)	055-1-001-8-0669229	70,821,614.64	89,283,796.40
	P/B Kelaniya 4844	055-1-001-8-0668084	125,550,438.18	106,673,722.92
	P/B Kelaniya -A/C 1515	055-1-001-1-0667549	25,531,545.05	19,791,139.00
	P/B Kelaniya-A/C 2721	055-1-001-8-0667616	21,544,219.36	57,667,906.09
	P/B NRFC A/C *	796-4-021-9-0227539	25,924.15	14,002.25
	P/B Ragama A/ C (2735)	316-1-001-9-4564819	193,021,899.85	131,030,231.99
	P/B Ragama A/ C 308	316-1-001-2-4564262	1,922,640.21	5,238,077.79
	P/B Ragama A/C (309)	316-1-001-0-4564263	1,698,773.40	1,190,071.95
	P/B.KELANIYA-SAVINGS A/C(DE		18,471.60	-
	US\$ Account	055-4-021-1-0667549	39,650,568.49	-
	Balance as at 31st December		683,668,228.58	429,229,657.71

26	ACCUMULATED FUND - SURPLUS/ (DEFICIT) - CAPITAL		2022	2021
	Balance as at 1st January		5,368,452,808.69	5,460,682,100.00
	Previous year Adjustment		57,553,505.51	(2,804,890,773.65)
	Restated Balance as at 1st January		5,426,006,314.20	2,655,791,326.35
	Capital Investment During the year			
	Capital Investment from Treasury funds			
	Rehabilitation and Improvements	62,103,609.90		
	Acquisitions of Assets	92,092,766.60		
	Construction Projects	47,991,582.47	202,187,958.97	317,238,648.36
	Capital Investment for CNCLD Building			
	Construction Projects	89,355,180.30	89,355,180.30	48,348,995.64
	Capital Investment from Additional Intake			
	Rehabilitation and Improvements	5,486,258.62		
	Acquisitions of Assets	85,022,023.92	90,508,282.54	-
	Capital Investment from IT Infrastructure Deve. Fund			
	Acquisitions of Assets	6,356,050.00	6,356,050.00	-
	Capital Grant AHEAD			
	Rehabilitation and Improvements	35,110,106.64		

Acquisitions of Assets	121,312,207.77	156,422,314.41	137,555,150.00
Capital Grant STHRD			
Acquisitions of Assets	23,530,703.70		
Construction Projects	2,540,858,071.88	2,564,388,775.58	2,206,160,126.00
Donations			
Library Books	1,460,511.26	1,460,511.26	3,358,562.34
Total Capital Investment During the year		3,110,679,073.06	2,712,661,482.34
Balance as at 31st December		8,536,685,387.26	5,368,452,808.69

27	CAPITAL GRANT UNSPENT	2022	2021
	Balance as at 1st January	137,005,107.55	217,312,289.70
	Previous year Adjustment	48,348,995.64	-
	Restated Balance as at 1st January	185,354,103.19	217,312,289.70
	Add		
	Fund Received During the year	225,158,464.16	120,000,000.00
	Funds receivable from UGC	129,455,023.39	-
	Other Fund Received	-	20,000,000.00
	Sub Total	539,967,590.74	357,312,289.70
	Rehabilitation and Improvement	(73,829,934.76)	(27,675,650.55)
	Acquisition of fixed assets	(192,330,968.73)	(67,633,733.62)
	Construction projects	(137,346,762.47)	(117,669,681.88)
	Human Capital Development	(2,725,129.38)	(2,045,947.86)
	Strengthening Research	(50,000.00)	(3,055,009.24)
	Others	-	(2,227,159.00)
	Sub Total	(406,282,795.34)	(220,307,182.15)
	Balance as at 31st December	133,684,795.40	137,005,107.55

28	CABINET APPROVED BUILDING PROJECT FUND	2022	2021
	Balance as at 1 st January	1,011,848.00	17,407,275.00
	Add		
	Fund/Interest Received	215,722.00	27,122.00
	Less		
	Transfer to UDF	-	16,422,549.00
	Balance as at 31st December	1,227,570.00	1,011,848.00

29	INTERNAL RESTRICTED FUNDS	Sub Schedule No.	2022	2021
	University Funds	29-1	997,514,103.30	1,032,698,809.18
	Funds Received for Special Purpose	29-2	354,793,041.22	273,882,996.10
	Other Reserves	29-3	36,455,295.57	28,199,320.17
	Balance as at 31st December		1,388,762,440.09	1,334,781,125.45

29.1	UNIVERSITY FUNDS	2022	2021
	CCCDD Building Fund (M/F)	-	2,517,521.08
	CDCE Fund	45,879,825.00	-
	Centre For International Affairs	1,030,772.68	1,124,062.84
	Commerce & Management Studies Faculty Development Fund	67,203,319.89	66,290,011.27
	Communication and Media Unit	2,451,695.00	2,631,695.00
	Department Development Fund	210,685,731.63	223,322,805.68
	Department Development Fund - Faculty of Medicine	6,452,408.34	1,834,212.38
	Faculty Of Computing and Technology Development Fund	6,491,054.89	6,475,245.27
	Faculty Of Graduate Studies Development Fund	20,576,877.30	14,684,091.66
	Green Environmental Fund	335,127.00	217,623.00
	Green Practice Sustainable Development Fund	4,791,090.49	4,826,588.79
	Humanities Faculty Development Fund	28,193,977.41	21,858,159.15
	ICT Development Fund	1,706,344.06	6,231,984.46
	Improving Students Activities	1,120,128.02	1,220,128.02
	Library deposit for Faculty Libraries	5,910,404.04	3,567,904.04
	Library deposit for Main Library	4,951,678.90	6,613,323.65
	Medical Faculty Development Fund	150,709,399.79	115,218,257.15
	Ola Leaf Library Fund	7,450,328.16	7,484,128.16
	Requests Of Microbiology	1,192,694.01	1,661,954.01
	Requests Of Botany	2,143,386.38	2,309,884.38
	Requests Of Chemistry	496,683.95	464,983.95
	Requests Of ICT Centre	14,900.00	14,900.00
	Requests Of Industrial Management	491,685.20	491,685.20
	Requests Of Zoology & Environmental Management	30,000.00	30,000.00
	Research Center Development Fund-Humanities	8,661,426.89	5,776,309.27
	Research Center Development Fund-Humanities	1,340,529.19	1,215,771.19
	Research Center Development Fund-Science	6,967,905.53	4,932,061.44
	Research Center Development Fund-Social Sciences	15,552,730.88	6,789,693.33
	Research Council Fund	11,287,538.96	6,220,809.18
	Research development fund-Faculty of Medicine	35,189.99	-
	Research Service Center Fund - Science	1,383,691.17	1,275,318.17
	Science Faculty Development Fund	14,110,466.72	8,291,241.03
	Social Science Faculty Development Fund	87,806,314.72	81,963,652.83
	Sthrd-Performance Guarantee	-	3,999,900.00
	University Development Fund	254,441,595.90	405,106,235.26
	University Welfare Fund	1,100,000.00	1,175,000.00
	Total	997,514,103.30	1,032,698,809.18

29.2 FUNDS RECEIVED FOR SPECIAL PURPOSE	2022	2021
Bond & Agreements Violation Fund	196,880,538.78	153,218,665.77
CKDU Information Research Centre Fund	110,976.25	252,814.36
CNCLD Project Fund- Medical Faculty	5,587,344.11	5,005,500.11
E-Learning Centre Fund	488,341.73	488,341.73
Gratuity Fund	3,500,000.00	54,815,713.68
Inter University Sport Championship	54,815,713.68	-
Interest Of Bonds & Agreement Violations	48,326,463.48	27,933,519.39
Students Relief Fund	1,794,532.85	1,757,108.87
Vice Chancellor's Fund	43,264,130.34	30,386,332.19
Vidya 2017 Science Exhibition Fund	25,000.00	25,000.00
Total	354,793,041.22	273,882,996.10

29.3 OTHER RESERVES	2022	2021
Career Guidance Unit deposit	1,135,027.70	1,135,027.70
Centre for Gender Studies Deposit	5,019,547.88	2,934,389.88
Funds Received from Mahapola trust fund	2,810,402.52	2,810,402.52
Glass Blowing Unit deposit	1,131,987.50	1,004,735.01
International Conferences	11,233,947.00	6,228,148.05
Other Deposits	12,668,560.53	10,347,097.12
Presidency Exhibition fund	89,777.50	89,777.50
Seed Program	-	998,278.73
Staff development fund - UGC	2,366,044.94	2,651,463.66
Total	36,455,295.57	28,199,320.17

30 ENDOWMENT FUND	Sub Schedule No.	2022	2021
Prize Funds	30-1	5,449,691.22	4,299,691.22
Scholarship Funds	30-2	7,875,764.83	7,289,198.00
Income Balance - Prize Funds	30-3	7,656,146.71	6,264,496.71
Income Balance - Scholarship Funds	30-3	6,919,187.77	5,022,395.77
Balance as at 31st December		27,900,790.53	22,875,781.70

30.1 PRIZE FUNDS	2022	2021
Balance as at 1 st January	4,299,691.22	4,249,691.22
Add		
Donations Received During the year	1,150,000.00	50,000.00
Total	5,449,691.22	4,299,691.22

PRIZE FUNDS - DESCRIPTION	2022	2021
BOC Award Prized Funds	60,000.00	60,000.00
Botany Society Prize Fund	10,000.00	10,000.00
Budhadasa Galappatthi Prize Fund	36,000.00	36,000.00
Derick De Souza Memorial Prize Fund	50,000.00	-
Deshabandu sirisumana Godage Prized Fund	108,347.23	108,347.23
Dpet.of Ind.Mng. Prize Fund	15,900.00	15,900.00
Dr. P.D. Kannangara Prize Fund	50,000.00	50,000.00
Etsmen Kodak Prize Fund	200,000.00	200,000.00
Family Medicine Prize Fund	5,000.00	5,000.00
M.A.P Manthirratne Prize Fund	100,000.00	-
Martin Wickramasinghe Prized Fund	2,500.00	2,500.00
Medha Sri Ariyawanse Prize Fund	2,833,943.99	2,833,943.99
P.A.P.A. Chandrasekara Prize Fund	5,000.00	5,000.00
Prize Fund-Botany	1,000,000.00	-
Prof. Carlo Fonseka Prize Fund	106,000.00	106,000.00
Prof. A.S. Disanayaka Prize Fund	275,000.00	275,000.00
Prof. D.J. Wijeratne Foundation Prize Fund	142,000.00	142,000.00
Prof. F.R. Jayasuriya Prize Fund	15,000.00	15,000.00
Prof. J.K.P. Ariyaratne Prize Fund	100,000.00	100,000.00
Prof. S.B.P. Wickramasooriya Prize Fund	75,000.00	75,000.00
Rev. Dr. K. Anuruddha Prize Fund	50,000.00	50,000.00
Rev. K. Wangeesa Prize Fund	60,000.00	60,000.00
Rev. Sik Vin Sin Prize Fund	100,000.00	100,000.00
Rev.Pandith Mudukatuwe Sri Ganarama Prize Fund	50,000.00	50,000.00
Total	5,449,691.22	4,299,691.22

30.2 SCHOLARSHIP FUNDS	2022	2021
Balance as at 1 st January	7,289,198.00	5,897,398.00
Add		
Donations Received During the year	586,566.83	1,391,800.00
Total	7,845,764.83	7,289,198.00

SCHOLARSHIP FUNDS - DESCRIPTION	2022	2021
Agnus Peduru Scholarship Fund	132,062.56	132,062.56
Dr. Chithra Fernando Scholarship Fund	200,000.00	200,000.00
Emeritus Prof. Mangala Ilangasinghe Scholarship Fund	175,000.00	175,000.00
Hawanpola Sri Rathanasara Scholarship Fund	100,000.00	100,000.00
K.M.P.Kulasekara Scholarship Fund	100,000.00	100,000.00
Laxmi and Dharmasena Memorial Scholarship Fund	1,000,000.00	1,000,000.00
Linus Silva Scholarship Fund	10,000.00	10,000.00

Linus Silva/Agnus Peduru Scholarship Fund	54,273.51	54,273.51
Mary's Friends Scholarship Fund	100,000.00	100,000.00
P.P. Jayawardena Scholarship Fund	15,000.00	15,000.00
Perter Silva Scholarship Fund	5,000.00	5,000.00
Prof P.Ranasinghe Scholarship Fund	200,000.00	200,000.00
Prof. Dilushi Sandaken Hettiarachchi Scholarship Fund	500,000.00	500,000.00
Prof. H.H. Costa Memorial Scholarship Fund	500,000.00	500,000.00
Prof. Kalinga Mudali & His Family Scholarship Fund	1,803,366.83	1,216,799.82
Prof. Shelton Gunaratne Memorial Scholarship Fund	1,181,062.11	1,181,062.11
Rajamanthre Scholarship Fund	150,000.00	150,000.00
Rathnakara Scholarship Fund	100,000.00	100,000.00
S. Jayawardena Scholarship Fund	200,000.00	200,000.00
Student Trust Scholarship Fund (HRM)	700,000.00	700,000.00
W.S.karunathilake scholarship fund	650,000.00	650,000.00
Total	7,875,764.83	7,289,198.00

30.3 INCOME BALANCE - PRIZE FUNDS	2022	2021
Balance as at 1 st January	6,264,496.71	6,092,771.42
Add		
Interest income received during the year	1,595,450.00	328,925.29
Less		
Prize Awarded During the year	203,800.00	157,200.00
Balance as at 31st December	7,656,146.71	6,264,496.71

INCOME BALANCE - PRIZE FUNDS - DESCRIPTION	2022	2021
BOC Award-Interest	986.30	-
Botany Society Prize Fund -Interest	82,164.36	63,052.65
Budhadasa Galappatthi Prize Fund -Interest	26,311.79	21,235.62
Dept. of Ind. Mng. Prize Fund -Interest	17,698.15	2,305.00
Derick De Souza Memorial Prize Fund -Interest	27,929.96	21,007.53
Dr. P.D. Kannangara Prize Fund-Interest	66,396.12	70,225.14
Etsmen Kodak Prize Fund -Interest	80,265.75	63,336.38
Family Medicine Prize Fund -interest	250,643.77	178,051.86
K.M.P.Kulasekara School. -Interest	42,602.07	45,110.57
M.A.P Manthriratne Prize Fund -Interest	84,420.68	88,887.75
Medha Sri Ariyawanse Prize Fund -Interest	7,930.36	6,635.13
P.A.P.A. Chandrasekara Prize Fund -Interest	5,365,619.03	4,456,698.66
Prize Fund-Botany -Interest	5,302.33	6,741.96
Prof. Carlo Fonseka Prize Fund -Interest	147,900.38	111,328.09
Prof. A.S. Disanayaka Prize Fund -Interest	414,123.78	315,527.84
Prof. D.J. Wijeratne Foundation Prize Fund -Interest	375,589.65	304,487.73

Prof. F.R. Jayasuriya Prize Fund -Interest	17,345.45	16,102.36
Prof. J.K.P. Ariyaratne Prize Fund -Interest	101,971.11	22,769.33
Prof. S.B.P. Wickramasooriya Prize Fund -Interest	43,469.21	32,453.78
Rev. Dr. K. Anuruddha Prize Fund -Interest	244,787.78	220,404.49
Rev. K. Wangeesa Prize Fund -Interest	46,132.22	14,773.28
Rev. Sik Vin Sin Prize Fund -interest	206,557.70	203,362.75
Total	7,656,146.71	6,264,496.71

30.4 INCOME BALANCE - SCHOLARSHIP FUNDS	2022	2021
Balance at the beginning of the year	5,022,395.77	4,653,579.22
Add		
Interest income received during the year	2,095,978.00	493,816.55
Less		
Prize Awarded During the year	199,186.00	125,000.00
Balance as at 31st December	6,919,187.77	5,022,395.77

INCOME BALANCE - SCHOLARSHIP FUNDS - DESCRIPTION	2022	2021
Agnus Peduru Scholarship Fund -interest	57,574.18	33,102.50
Dr. Chithra Fernando Scholarship Fund(interest)	2,516,689.84	2,056,271.94
DR.Dilrukshi Sandaken Hettiarachchi. Scholarship-Interest	115,583.82	-
Hawanpola Sri Rathanasara Scholarship Fund -Interest	234,491.33	198,914.97
Laxmi & Dharmasena Scholarship-Interest	239,167.71	-
Linus Silva/Agnus Peduru Scholarship Fund -Interest	82,807.75	65,953.47
Mary's Friends Scholarship Fund (Interest)	167,045.41	129,432.75
P.P. Jayawardena Scholarship Fund (Interest)	66,081.78	52,936.65
Perter Silva Scholarship Fund (Interest)	25,304.73	21,494.15
Prof P.Ranasinghe Scholarship Fund -Interest	147,161.98	84,801.32
Prof. H.H. Costa Memorial Scholarship Fund (Interest)	343,488.11	221,608.05
Prof. Shelton Gunaratne Memorial Scholarship Fund (Interest)	1,531,984.97	1,116,754.84
Prof.Mangala Illangasinghe-Interest	24,344.76	-
Rajamanthree Scholarship Fund Interest	197,457.92	145,650.00
Rathnakara Scholarship Fund (Interest)	149,292.78	110,856.25
S. Jayawardena Scholarship Fund Interest	198,447.95	157,525.50
Student Trust Scholarship Fund (HRM) -Interest	483,713.23	426,112.41
Sudath Kalimgamudali Scholarship Interest	45,984.59	-
W.S.karunathilake scholarship Fund -Interest	292,565.14	200,980.97
Total	6,919,187.77	5,022,395.77

31	RESEARCH GRANTS	Sub Schedule No.	2022	2021
	Grants received from NSF	31-1	6,167,550.50	7,857,197.00
	Grants received from Ministry of Science & Technology	31-2	518,557.49	1,356,284.88
	Grants received from UGC	31-3	1,953,111.90	1,223,112.00
	Grants received from other institutes	31-4	151,433,649.55	115,176,822.00
	University research grants	31-5	12,560,390.44	10,555,500.00
	Balance as at 31st December		172,633,259.88	136,168,915.88
31.1	GRANTS RECEIVED FROM NATIONAL SCIENCE FOUNDATION (NSF)		2022	2021
	Balance at the beginning of the year		7,857,197.00	12,991,606.00
	Add			
	Grants received during the year		1,242,108.00	2,208,545.00
	Less			
	Payments during the year		2,931,754.00	7,342,954.00
	Balance as at 31st December		6,167,551.00	7,857,197.00
31.2	GRANTS RECEIVED FROM MINISTRY OF SCIENCE & TECHNOLOGY		2022	2021
	Balance at the beginning of the year		1,356,284.88	1,512,798.00
	Add			
	Grants received during the year		-	800,000.00
	Less			
	Payments during the year		837,727.39	956,513.12
	Balance as at 31st December		518,557.49	1,356,284.88
31.3	GRANTS RECEIVED FROM UNIVERSITY GRANTS COMMISSION (UGC)		2022	2021
	Balance at the beginning of the year		1,223,111.90	463,912.00
	Add			
	Grants received during the year		745,000.00	1,584,800.00
	Less			
	Payments during the year		15,000.00	825,600.00
	Balance as at 31st December		1,953,111.90	1,223,111.90
31.4	GRANTS RECEIVED FROM OTHER INSTITUTES		2022	2021
	Balance at the beginning of the year		115,176,822.00	90,205,987.00
	Add			
	Grants received during the year		132,074,212.40	75,021,847.00
	Less			
	Payments during the year		95,817,384.85	50,051,012.00
	Balance as at 31st December		151,433,649.55	115,176,822.00

31.5	UNIVERSITY RESEARCH GRANTS	2022	2021
	Balance at the beginning of the year	10,555,500.00	10,853,844.00
	Add		
	Grants received during the year	4,678,747.69	2,693,047.00
	Less		
	Payments during the year	(2,673,857.56)	2,991,391.00
	Balance as at 31st December	12,560,390.13	10,555,500.00
32	INCOME RECEIVED IN ADVANCE	2022	2021
	External Examination - Examination Fee	296,341,290.68	207,668,050.00
	External Examination - Seminar Fee	65,724,777.77	68,633,777.77
	Fee - Levying Courses - Diploma & Certificates	229,953,997.39	145,660,621.74
	Fee - Levying Courses - Medicine	5,647,877.90	5,049,269.90
	Fee - Levying Courses - Postgraduate	438,649,289.63	360,578,191.80
	Fee - Levying Courses -Others	4,628,424.06	15,010,497.09
	Other Internal Programmes	40,279,824.94	50,565,872.01
	Others	28,703,013.02	62,600,878.00
	Balance as at 31st December	1,109,928,495.39	915,767,159.31
33	PROVISION FOR RETIRING GRATUITY	2022	2021
	Provision for PV/DBO as at 1st January	1,371,839,011.29	1,391,445,943
	Actual (Gain)/Loss on PV-DBO	(158,547,503.00)	(129,869,998.59)
	Currents Service Cost for the Period	83,604,471.00	82,368,567.45
	Interest Cost for the Period	157,761,486.00	111,315,675.36
	Less: Payments made during the Year	(98,344,482.00)	(83,421,176.58)
	Past Service Cost	17,440,079.00	-
	Balance as at 31st December	1,373,753,062.89	1,371,839,011.29
34	REFUNDABLE DEPOSIT	2022	2021
	Library Deposits	43,129,645.97	58,267,445.97
	Other Deposits	17,550.00	-
	Security Deposits	56,429,168.69	43,336,311.19
	Tender Deposits	1,153,850.00	601,177.75
	Balance as at 31st December	100,730,214.66	102,204,934.91

35 ACCRUED EXPENSES & OTHER PAYABLES	2022	2021
Accrued Audit Fees	1,687,000.00	5,110,000.00
Accrued expenses for Contractual Services	27,853,999.67	41,788,535.55
Accrued Expenses of Fee levying Courses	7,882,717.09	3,278,064.00
Accrued Maintenance Expenses	36,138,903.45	5,603,869.24
Accrued other Recurrent Expenses	16,496,424.40	54,051,812.41
Accrued Personal Emoluments	57,552,599.82	38,436,395.71
Accrued Stores Supplies	15,004,477.14	18,273,786.93
Accrued Supplies Expenses	1,180,350.00	2,379,161.68
Accrued Travelling Expenses	96,044.20	526,005.96
Others	15,257,085.19	1,907,483.60
Staff development program	4,081,354.32	4,111,481.32
Staff security deposits	65,448.65	63,490.12
Stamp Deposits	64,175.00	64,175.00
Sundry creditors	8,912,654.00	3,180,194.28
Sundry Deposits	14,938,376.65	11,338,564.46
Total	207,211,609.59	190,113,020.26

STATEMENT OF THE COMPARISON OF BUDGETED AND ACTUAL AMOUNTS - 2022

Table 52 : Statement of comparison of budgeted and actual amounts

	LKR			
CATEGORY	BUDGET – 2022 A	ACTUAL- 2022 B	VARIANCE C=A-B	% OF VARIANCE C/A*100
INCOME				
Government Grants - Recurrent	4,510,000,000.00	4,464,375,298.80	45,624,701.20	
Government Grants - Capital	225,000,000.00	174,750,000.00	50,250,000.00	
Internal Income	1,005,393,000.00	1,688,371,633.44	(682,978,633.44)	
Transfer from Development Fund	150,000,000.00	854,701,446.01	704,701,446.01)	
Total Income	5,890,393,000.00	7,182,198,378.25	(1,291,805,378.25)	-22%
EXPENSES				
Personal Emoluments				
Academic Staff	3,204,023,000.00	3,209,918,483.80	(5,895,483.80)	
Non-Academic Staff	1,105,977,000.00	1,079,411,093.81	26,565,906.19	
Total	4,310,000,000.00	4,289,329,577.61	20,670,422.39	0%
Travelling Expenses				
Domestic	500,000.00	372,187.50	127,812.50	
Foreign	9,500,000.00	6,587,491.31	2,912,508.69	
Total	10,000,000.00	6,959,678.81	3,040,321.19	30%
Supplies				
Stationery & Office Requisite	53,058,000.00	58,438,244.36	(5,380,244.36)	
Fuel & Lubricants	25,112,000.00	34,329,639.32	(9,217,639.32)	
Uniform & Tailoring Charges	12,902,000.00	7,419,302.15	5,482,697.85	
Mechanical & Electricals Goods	1,000,000.00	1,128,267.00	(128,267.00)	
Chemical & Glassware	9,329,000.00	14,203,708.75	(4,874,708.75)	
Medical Supplies	593,000.00	1,491,537.20	(898,537.20)	
Other Supplies	50,000,000.00	61,277,226.83	(11,277,226.83)	
Total	151,994,000.00	178,287,925.61	(26,293,925.61)	-17%
Maintenance Expenses				
Vehicle	15,920,000.00	19,462,196.50	(3,542,196.50)	
Plant Machinery & Equipment	34,406,000.00	68,133,461.34	(33,727,461.34)	
Building & Structures	800,000.00	777,301.00	22,699.00	
Furniture	2,000,000.00	1,746,650.00	253,350.00	
Others	100,000.00	84,635.05	15,364.95	
Total	53,226,000.00	90,204,243.89	(36,978,243.89)	-69%

CATEGORY	BUDGET – 2022 A	ACTUAL- 2022 B	VARIANCE C=A-B	% OF VARIANCE C/A*100
Contractual Services				
Transport	100,000.00	48,565.00	51,435.00	
Telecommunication	61,323,000.00	71,400,181.34	(10,077,181.34)	
Postal Charges	5,000,000.00	4,955,314.00	44,686.00	
Electricity	94,500,000.00	97,986,253.34	(3,486,253.34)	
Security Service	21,000,000.00	56,755,370.08	(35,755,370.08)	
Water	5,000,000.00	32,193,367.08	(27,193,367.08)	
Cleaning Service	56,247,000.00	63,682,595.30	(7,435,595.30)	
Rents & Hire Charges	39,576,000.00	45,847,534.67	(6,271,534.67)	
Rates & Taxes to Local Authority	67,724,000.00	3,320,045.58	64,403,954.42	
Printing & Advertising.	45,149,000.00	55,640,582.61	(10,491,582.61)	
Others	15,100,000.00	15,283,483.45	(183,483.45)	
Total	410,719,000.00	447,113,292.45	(36,394,292.45)	-9%
Other Recurrent Expenses				
Special Services - Council & Committees	7,327,000.00	7,032,076.74	294,923.26	
Special Services - Professional & Other Fees	195,000.00	164,100.00	30,900.00	
Workshops, Seminars	5,098,000.00	-	5,098,000.00	
Academic Research	2,000,000.00	1,628,664.69	371,335.31	
Staff Development	2,135,000.00	1,659,614.20	475,385.80	
Holiday, Warrants & Season Tickets	2,531,000.00	2,949,603.67	(418,603.67)	
Entertainment Expenses	4,500,000.00	3,897,597.62	602,402.38	
Contribution & Membership Fee	2,162,000.00	2,855,327.98	(693,327.98)	
Convocation	45,200,000.00	37,478,514.50	7,721,485.50	
Examination	127,578,000.00	90,350,069.40	37,227,930.60	
Others	41,651,000.00	15,230,032.31	26,420,967.69	
Total	240,377,000.00	163,245,601.11	50,710,431.20	21%
Total Recurrent Expenditure	5,123,090,000.00	5,084,936,075.59	11,732,956.72	0%
Capital Expenditure				
Rehabilitation and Improvements	80,000,000.00	62,103,609.90	17,896,390.10	
Acquisitions of Assets	112,646,000.00	92,092,766.60	20,553,233.40	
Construction Projects	30,750,000.00	47,991,582.47	17,241,582.47)	
Human Capital Development Project	1,604,000.00	2,725,129.38	(1,121,129.38)	
Strengthening Research	-	50,000.00	(50,000.00)	
Total Capital Expenditure	225,000,000.00	204,963,088.35	20,036,911.65	9%
Total Expenditure	5,348,090,000.00	5,289,899,163.94	31,769,868.37	1%

AUDIT INFORMATION



UNIVERSITY OF
KELANIYA

REPORT OF THE AUDITOR GENERAL

WPCG/GP//D/UOK/1/22/18

May 2023

Vice Chancellor

University of Kelaniya

Report of the Auditor General on the Financial Statements and Other Legal and Regulatory Requirements of the University of Kelaniya for the year ended 31 December 2022 in terms of Section 12 of the National Audit Act No.19 of 2018

1. Financial Statements

1.1 Opinion

The audit of the financial statements of the University of Kelaniya for the year ended 31 December 2022 comprising the statement of financial position as at 31 December 2022 and the statement of financial performance, statement of changes in equity and cash flow statement for the year then ended, and notes to the financial statements, including a summary of significant accounting policies, was carried out under my direction in pursuance of provisions in Article 154 (1) of the Constitution of the Democratic Socialist Republic of Sri Lanka read in conjunction with the provision of the National Audit Act, No. 19 of 2018 and sub section 107(5) of the University Act No 16 of 1978. My comments and observations which I consider should be published with the annual report of the University in terms of sub-section 108 (1) of the University Act, appear in this report. My report to Parliament in pursuance of provisions in Article 154(6) of the Constitution will be tabled in due course.

In my opinion, the financial statements give a true and fair view of the financial position of the University as at 31 December 2022 and its financial performance and its cash flows for the year then ended in accordance with Sri Lanka Public Sector Accounting Standards.

1.2 Basis for Opinion

I conducted my audit in accordance with Sri Lanka Auditing Standards (SLAuSs). My responsibilities, under those standards are further described in the Auditor's Responsibilities for the Audit of the Financial Statements section of my report. I believe that the audit evidence I have obtained is sufficient and appropriate to provide a basis for my opinion.

1.3 Other information included in the University's 2022 Annual Report.

The other information comprises the information included in the University's 2022 Annual Report but does not include in the financial statements and my auditor's report thereon, which I have obtained prior to the date of this auditor's report. Management is responsible for the other information.

My opinion on the financial statements does not cover the other information and I do not express any form of assurance or conclusion thereon.

In connection with my audit of the financial statements, my responsibility is to read the other information identified above and, in doing so, consider whether the other information is materially inconsistent with the financial statements or my knowledge obtained in the audit or otherwise appears to be materially misstated.

If based on the work I have performed on the other information that I have obtained prior to the date of this auditor's report, I conclude that there is a material misstatement of this other information, I am required to report that fact. I have nothing to report in this regard.

1.4 Responsibilities of Management and Those Charged with Governance for the Financial Statements

Management is responsible for the preparation of financial statements that give a true and fair view in accordance with Sri Lanka Public Sector Accounting Standards, and for such internal control as

management determine is necessary to enable the preparation of financial statements that are free from material misstatement, whether due to fraud or error.

In preparing the financial statements, management is responsible for assessing the University's ability to continue as a going concern, disclosing, as applicable, matters related to going concern and using the going concern basis of accounting unless management either intend to liquidate the University or to cease operations, or has no realistic alternative but to do so.

Those charged with governance are responsible for overseeing the University's financial reporting process.

As per Section 16(1) of the National Audit Act No. 19 of 2018, the University of Kelaniya is required to maintain proper books and records of all its income, expenditure, assets and liabilities, to enable annual and periodic financial statements to be prepared of the University.

5 Auditor's Responsibilities for the Audit of the Financial Statements

My objective is to obtain reasonable assurance about whether the financial statements as a whole are free from material misstatement, whether due to fraud or error, and to issue an auditor's report that includes my opinion. Reasonable assurance is a high level of assurance, but is not a guarantee that an audit conducted in accordance with Sri Lanka Auditing Standards will always detect a material misstatement when it exists. Misstatements can arise from fraud or error and are considered material if, individually or in the aggregate, they could reasonably be expected to influence the economic decisions of users taken on the basis of these financial statements.

As part of an audit in accordance with Sri Lanka Auditing Standards, I exercise professional judgement and maintain professional scepticism throughout the audit. I also:

- Identify and assess the risks of material misstatement of the financial statements, whether due to fraud or error, design and perform audit procedures responsive to those risks, and obtain audit evidence that is sufficient and appropriate to provide a basis for my opinion. The risk of not detecting a material misstatement resulting from fraud is higher than for one resulting from error, as fraud may involve collusion, forgery, intentional omissions, misrepresentations, or the override of internal control.

- Obtain an understanding of internal control relevant to the audit in order to design audit procedures that are appropriate in the circumstances, but not for the purpose of expressing an opinion on the effectiveness of the University's internal control.
- Evaluate the appropriateness of accounting policies used and the reasonableness of accounting estimates and related disclosures made by the management.
- Conclude on the appropriateness of the management's use of the going concern basis of accounting and based on the audit evidence obtained, whether a material uncertainty exists related to events or conditions that may cast significant doubt on the University's ability to continue as a going concern. If I conclude that a material uncertainty exists, I am required to draw attention in my auditor's report to the related disclosures in the financial statements or, if such disclosures are inadequate, to modify my opinion. My conclusions are based on the audit evidence obtained up to the date of my auditor's report. However, future events or conditions may cause the University to cease to continue as a going concern.
- Evaluate the overall presentation, structure and content of the financial statements, including the disclosures, and whether the financial statements represent the underlying transactions and events in a manner that achieves fair presentation.

I communicate with those charged with governance regarding, among other matters, significant audit findings, including any significant deficiencies in internal control that I identify during my audit.

2. Report on Other Legal and Regulatory Requirements

- 2.1 National Audit Act, No. 19 of 2018 includes specific provisions for following requirements:
- 2.1.1 I have obtained all the information and explanation that required for the audit and as far as appears from my examination, proper accounting records have been kept by the University as per the requirement of section 12 (a) of the National Audit Act, No. 19 of 2018.
- 2.1.2 The financial statements presented is consistent with the preceding year as per the requirement of section 6 (1) (d) (iii) of the National Audit Act, No. 19 of 2018.
- 2.1.3 The financial statements presented includes all the recommendations made by me in the previous year as per the requirement of section 6 (1) (d) (iv) of the National Audit Act, No. 19 of 2018.

2.2 Based on the procedures performed and evidence obtained were limited to matters that are material, nothing has come to my attention to make the following statements.

2.2.1 to state that any member of the governing body of the University has any direct or indirect interest in any contract entered into by the University which are out of the normal cause of business as per the requirement of section 12 (d) of the National Audit Act, No. 19 of 2018;

2.2.2 to state that the University has not complied with any applicable written law, general and special directions issued by the governing body of the University as per the requirement of section 12 (f) of the National Audit Act, No. 19 of 2018 except for;

	<u>Reference to law/ Direction</u>	<u>Description</u>
	The Financial Regulations of the Democratic Socialist Republic of Sri Lanka	
(i)	Financial Regulation 371	A total amount of Rs.6,875,758 advances given by the university for various activities in 89 occasions during the period of 2015-2022 had not been settled even by 31 December of the year under review.
(ii)	Financial Regulation 571	Action had not been taken in accordance with the financial regulations regarding the tender and security deposits total amounted to Rs. 31,150,036 remained over 02 years and library deposits amounted to Rs.6,059,000 remained over 05 years.

2.2.3 to state that the University has not performed according to its powers, functions and duties as per the requirement of section 12 (g) of the National Audit Act, No. 19 of 2018.

2.2.4 to state that the resource of the University has not procured and utilized economically, efficiently and effectively within the time frames and in compliance with the applicable laws as per the requirement of section 12 (h) of the National Audit Act, No. 19 of 2018.

2.2 Based on the procedures performed and evidence obtained were limited to matters that are material, nothing has come to my attention to make the following statements.

2.2.1 to state that any member of the governing body of the University has any direct or indirect interest in any contract entered into by the University which are out of the normal cause of business as per the requirement of section 12 (d) of the National Audit Act, No. 19 of 2018;

2.2.2 to state that the University has not complied with any applicable written law, general and special directions issued by the governing body of the University as per the requirement of section 12 (f) of the National Audit Act, No. 19 of 2018 except for;

	<u>Reference to law/ Direction</u>	<u>Description</u>
	The Financial Regulations of the Democratic Socialist Republic of Sri Lanka	
(i)	Financial Regulation 371	A total amount of Rs.6,875,758 advances given by the university for various activities in 89 occasions during the period of 2015-2022 had not been settled even by 31 December of the year under review.
(ii)	Financial Regulation 571	Action had not been taken in accordance with the financial regulations regarding the tender and security deposits total amounted to Rs. 31,150,036 remained over 02 years and library deposits amounted to Rs.6,059,000 remained over 05 years.

2.2.3 to state that the University has not performed according to its powers, functions and duties as per the requirement of section 12 (g) of the National Audit Act, No. 19 of 2018.

2.2.4 to state that the resource of the University has not procured and utilized economically, efficiently and effectively within the time frames and in compliance with the applicable laws as per the requirement of section 12 (h) of the National Audit Act, No. 19 of 2018.

2.3 Other Matters

- (a) No amount was recovered from the total loan amount of Rs.2,021,205 due from 22 officers during the year under review.
- (b) Action had not been taken to settle payable amount for 359 cheques cancelled during the period from January 2019 to June 2022 total valued for Rs. 5,837,960 shown under the various creditors as at 31 December of the year under review.
- (c) A total sum of Rs.331,889,180 was due as on 31 December 2022 from 36 academic and non-academic staff members who breached their bonds after traveling overseas for academic purposes. no amount was collected in respect of 11 officers amounting to Rs.148,125,179 during the year under review.
- (d) Although a total sum of Rs. 15,013,437 was paid as consultancy service fees in the years 2020 and 2021 for the consultancy service provide company for the contract of the construction of a 10-storey faculty building for the Faculty of Commerce and Management, construction of the building was not scheduled to commence even by 31 December 2022.
- (e) As per the instructions in the letter dated 21 June 2021 of the Director (Infrastructure Development) of the Ministry of Education, the contract, of the construction commenced on 10 August 2020, of the 4-storied Hettiawatta Prajarama hostel building, was halfway suspended on the agreement of both parties and an additional sum of Rs. 4,029,430 had to be paid to the contractor. Further, a mobilization advance of Rs. 32,698,197 had been paid to the contractor for the relevant contract.
- (f) Out of the interest income of Rs.3,691,428 received during the year under review on scholarship and prize money investment, only Rs.402,986 had been spent for the intended purposes and an interest income total amounting to Rs.14,575,335 as on 31 December of the year under review had not been spent for the relevant purpose.
- (g) 34 multi-projectors valued for Rs.4,726,000 were procured as urgent requirements of 22 departments of the university and the machines were received to the stores on 21 April 2022. After more than 2 months of receipt to the stores i.e. between 05 July and 24 November 2022, only 28 machines were distributed to the requested sectors.

- (h) The commencement of courses for the students registered for the 2016 academic year for external degree courses was delayed until March 2019 and for the three academic years 2017, 2018 and 2019 were delayed until June 2022. Due to reasons such as delay in student registration for academic years, inability to hold examinations on time and long time taken to release examination results, registered students had taken more time to complete external degree courses.
- (i) 22 research projects were expected to be carried out using the government's capital allocation of Rs. 6,472,850 in the year under review, but only 04 researches were started and total cost of Rs. 390,025 had been spent.
- (j) The approved permanent academic cadre for the 6 faculties was 814 and the actual cadre as on 31 December 2022 was 679 and 135 of them had taken their sabbatical leave and study leave. As such, assistance of external lecturers was taken for actively carry out the studies of the 14532 students of the university and cover the syllabus and a sum of Rs. 28,103,205 had been paid as external lecturers fees in the year 2022 alone, which was an increase of 56 percent compared to the year 2021.

W.P.C. Wickramarathna
Auditor General

OBSERVATION OF THE COUNCIL OF THE UNIVERSITY OF KELANIYA ON THE REPORT OF THE AUDITOR GENERAL

My No:- UK/IA/04/WPCG/GP/D/UOK/1/22/18/ Final

My No:- WPCG/GP/D/UOK/1/22/18

On 18th of September, 2023

The Auditor General,

National Audit Office

No. 306/72.

Polduwa Road, Battaramulla.

The Auditor's report as per the 12th Section of National Auditing Act No. 19 of 2018 on financial statements and other legal and regulatory requirements for the year ended 31st December, 2022 of the University of Kelaniya.

Your aforementioned number and clarifications relevant to the Auditor General's report in terms of the 12th Section of National Auditing Act No. 19 of 2018 on financial statements and regulatory requirements for the year ended 31st December, 2022 of the University of Kelaniya dated 12th June, 2023.

2. Report on other legal and regulatory requirements

The fact that it has not been complied with other general and special Provisions issued by a certain written law or the governing board of the institution except the following observations in terms of the requirement mentioned in the Section 12 (f) of the National Auditing Act No. 19 of 2018.

(i) Financial Regulations 371

The status of advances relevant to the advance balance of Rs. 6, 875,758.22 which has been given to the university at 89 occasions during the period from 2015 – 2022.

Advances	Balance as at 31/12/2022	Settlements Rs.	Balance as at 07/07/2023	Clarifications
2305051	1,684,345.00	1,619,110.00	65,235.00	Rs. 1,619,110.00 has been settled out of advances obtained. Although vouchers have been received for the settlement of the remaining advances of Rs. 65,235, those vouchers were submitted for the relevant divisions to correct the mistakes made on them.
2305001	2,662, 673.95	2,633,673.93	29,000	A sum of Rs. 2,633,672.93 has been settled by now out of Rs. 2,662, 672.93 depicted under sundry advances, only an amount of Rs. 29,000.00 is remaining. A letter of reminder has been sent on

				10/03/2023 regarding the settlement of said advances. • M.M. Perera – Rs. 29,000.00
2305004	47,050.00	-	47,050.00	Since Mr. K.V.D.A.S. Gunarathna who obtained an advance of Rs. 47,050.00 has gone abroad by leaving the service, such amount will be deducted from the Provident Fund.
2305053	937,290.36	710,075.36	227,215.00	A sum of Rs. 710,075.36 out of Rs. 937,290.36 which is the advance amount has been settled while, settlement vouchers for a sum of Rs. 227,216.36 was received, since there were mistakes, they have been sent to the relevant divisions for corrections.
2305055	354,151.00	128,102.15	226,048.85	All the advance settlements relevant to the balance of Rs. 285,148.93 which was existed as at 21/12/2022 of the advance account bearing No. 2305054 has been completed by now.
2305002	393,350.00	393,350.00	-	The settlement activities relevant to the settlement of the balance of Rs. 393,350.00 as at 31.12.2022 of ledger account bearing No. 2305002 has been completed by now.
2305054	385,148.93	365,148.93	20,000.00	Out of the balance of Rs. 385,148.93 existed on 31/12/2022 of the advance account bearing 2305054, all the remaining amount except Rs. 20,000.00 has been settled by now. Reminders have been sent on the outstanding Rs. 20,000.00
2305045	233,250.00	233,250.00	-	The balance of Rs. 233,250.00 existed on 31/12/2022 of advance account bearing 2305045 has been settled by now.
2302009	280,500	-	280,500	In the preparation of financial statements, the deposit of Rs. 280,500 for electricity called 2302009 relevant to the medical faculty has been indicated under notes No. 24.3 mixed advances, and since such deposit amount shall be

				inserted under notes No. 24.3 deposits, it was recorded to correct it in the preparation of final accounts for year 2023.
2305052	(102,000.00)	(102,000.00)	-	The cash that had to be charged from the following mentioned persons from the provident fund, has been charged when releasing but has credited to 60 th anniversary account erroneously. Due to this reason, there was a credit balance depicted in this account, while the relevant error has been rectified by now. Mr. Anura Jayathilake Rs. 2,000 Mr. S.H. Tisera Rs. 100,000
Total	6,875,758.22	5,980,709.37	895,048.85	

(ii) Financial Regulations 571

511th governing committee approval dated 14.02.2023 on the finance committee recommendation of 2023/01 dated 02.02.2023 has been obtained to transfer library deposits of Rs. 22,406,500.00 to sundry income account.

Accordingly, the sum of Rs. 22,406,500.00 of library deposits account remained till 2016 was transferred to the sundry income account of the university by journal no. (301) FGS in year 2022. Student relevant to year 2017 have completed academics and are currently being requesting to receive the return of library deposits by now. In future, a considerable amount out of this will be able to be settled.

It is scheduled to present the tender deposits and security deposits to the forward finance committee to be transferred to the sundry income.

2.3 Other matters

(a) Loans provided to 18 officers can be recovered at the occasion when the University Grants Committee redeems their provident funds.

Loans of two persons who have received transfers to Peradeniya university are being deducted as installments from 2023. Further, provident funds of another staff member have been redeemed in 2023 while, provident fund loan of Rs. 133,312.00 and computer loan of Rs. 9,500.00 will be deducted from the provident fund.

(b) 18.05.2023 has been corrected by cheque receipt No. 1071,1072,1070 and 1069 which are to be cancelled as at 31.12.2022

(c) A sum of Rs. 1,167,436 had to be recovered 31st of December, 2022 upon the violation of bonds by a person of the non-academic staff, while the measures being taken to

recover the relevant amount. Provident fund redeemable sheets of this member have been sent to the University Grants Commission to recover a substantial amount of this bond by the university provident fund balance (value after having deducted the loan balance) credited in the name of that person.

It has been sued against three persons out of the 11 academic staff officers of which the bond money should be recovered while, one staff member out of those people has left from legal proceedings and has made the complete payment. Similarly, three more persons have completed payments. Accordingly, 4 members out of the entire 11 staff members have completed bond payments. Since, 4 more staff members have given their consent to provide their pensions and provident funds for the settlement of the bond, those measures are being taken while, the remaining balance have been finished settling by them. The final letter of reminder has been sent to a person informing to initiate the payments.

(d) The contract value for the faculty building comprised of 10 floors of Commerce and Management Faculty is Rs. 1,417 Million while, the consultation contract has been granted for a value of Rs. 51,110,300 + VAT to Mihindu Keerthirathne Associate institution for the consultation service. The amount paid until now for the consultation institution is Rs. 15,013,437.50 Since, it has been instructed to stop the construction activities as per the National Budget Circular No. 03/2022 and 04/2022, construction activities of the relevant contract has been stopped.

(e) Payments have been made in terms of the contractual agreement for the activities of the Pannarama four storied building comprised of floors.

(f) In order to grant scholarship funds and gifted funds to the undergraduates, undergraduates who become eligible for the relevant academic division in terms of the criteria of each fund should be named and at first, approval should be obtained from faculty boards, senate council and governing board. Such funds can be granted post to the obtaining above approvals by the relevant academic divisions. Eligible persons are selected for most of these funds based on the results of the first year or last year examinations. Hence, these recommendations are not presented until the academic years ends, while the academic year is not simultaneous to the financial year. That could also be a reason to grant certain scholarships within the financial year 2022.

Accordingly, depicted as follows are the information on granting of scholarship funds, gifted funds and other funds granted by the academic division consequent to following the above procedure **from 02.06.2022 till 26.06.2023**

Further, since a substantial balance of interest is existing without maximum utilization of such scholarship funds after having inquired on 2022 financial statements, attention

of deans heads of departments were drawn towards this matter and the measures were taken to amend those criteria to be able obtain more benefits by the undergraduates.

Accordingly, criteria of 7 scholarship and gift funds were amended and the senate council approval has been received by now. Similarly, as measures are being taken to rectify the plight indicated by the auditor's report, this utilization will be more productive in future.

(g) The Information and Technology Centre has taken steps to inform relevant divisions, having been satisfied regarding their function after these 34 multimedia projectors were brought to the store, while 34 multimedia projectors handed over to the store by 12.12.2022 have been issued to the relevant divisions.

(h) Around 27,700 students became eligible for Bachelor of Arts (General) degree course, Bachelor of Business Management (General), Bachelor of Commerce (Special) degree course in academic year 2012/13, while the University Grants Commission has instructed the University of Kelaniya to recruit all the students who have fulfilled the qualifications. Accordingly, it had to register an excessive number of students which cannot be managed by the Centre for Distance and Continuing Education and the university. In that case, conduction of relevant seminars in divisional basis and providence of academic support was made as groups. Due to this reason, student registration affairs got delayed continuously in 2014/2015/2016 academic years.

The student registration was suspended as per the Circular issued informing to resume registration again, after conducting an amendment to the courses and subjects prevailing at present whereas suspending the student registration by the University Grants Commission, while the student registration was conducted again as per the Circular issued by the University Grants Commission in 2021 for the three years 2017, 2018 and 2019. Accordingly, the first year examination was conducted after an year post to the date of commencement of the academic year of students registered with regard to the academic year 2019, and results of several subjects have been issued by now.

(i) A sum of Rs. 1,659, 463.92 has been released for 13 research projects as at 07.0.2023 upon the request of researchers out of 22 research projects scheduled to be implemented in 2022, these funds will be released from time to time based on the necessity of researchers and during the period of conducting research.

(j) The approved permanent academic staff for 06 academic faculties are 829 while, the real staff is 677. The news paper advertisements have been published and calling for applications have been completed to recruit academic staff for all the faculties by now. Interviews will be conducted for these recruitments and the information on selected applicants will be sent for the approval by the university governing board while, as the recruitments are suspended as informed by the letter dated 22.02.2022 submitted to the

University by the Secretary to the Ministry of Education, such appointment letters will be issued once the approval is received.

I do personally hereby certify that all the foregoing clarifications made for the audit inquiry are accurate.

[Sgd/ Illegibly]

Senior Prof. Nilanthi De Silva

The Vice Chancellor

Copies:- 01 Secretary:- The Ministry of Education

02 Secretary:- Ministry of Finance, Economic Stabilization & National Policies

03 President:- The University Grants Commission

AUDIT COMMITTEE REPORT

Audit Committee Report - 2022



Composition of the Audit Committee

The Audit Committee of the University, established as a sub-committee responsible for the Council consists of three non-executive members. The following officers were engaged in Audit Committee activities in the year 2022.

Members	Participation in the Committee in 2022 (Participation /Due to participation)
1. Mr.L.E. Susantha Silva (Chairman)	4/4
2. Mr. Sanjaya Bandara	3/4
3. Mr. Upali Wijeweera	4/4

The members of the National Audit Office were also invited to participate as observers.

Meeting

As per Public Enterprises Circular No .P.E.D./31, Committee meeting should be held at least four times a year. The Committee met four times in the year under review and the internal and external audit reports were discussed at these meetings. The Committee reports were submitted to the University Council for information and necessary actions.

Main responsibilities

The main objective of the Audit Committee is to assist the Council for the efficient functions of the financial and it's related management activities of the University.

The main responsibilities are,

1. Review and Supervision of the financial statements, financial reporting and Continuation of the Audit Process.
2. Examine any matters related to the finance of the University and other related matters.
3. Approving the annual internal Audit Plans and Programmes.

4. Supervision of the Internal Audit Plan and Programme.
5. Investigate the external and internal audit reports and take follow up action on recommendations.
6. Review, Supervision and examination the compliance of the effective performance of the system controls.
7. Review performance at regular intervals for cost effectiveness and to eliminate wasteful expenditure Etc.
8. Ascertain whether statutes, regulations, rules and circulars are complied with.

Activities within the year.

The Committee was engaged in the following activities within the year under review.

1. Approval and Supervision of the annual internal audit plans and programmes.

The Committee approved and supervised the internal audit plan and programme for the year 2022. The Committee reviewed and supervised the effectiveness and performance of the internal audits, audit queries and the performance of the Internal Audit Division.

2. Compliance with Laws and Regulations

The compliance with the relevant laws and regulations were reviewed with the reports submitted by the external and internal auditors. The Committee further followed up on the preparation and presentation of the annual accounts reports of the University and the settlement of statutory payments such as Gratuity, Pensions and the Provident Funds.

3. Continuous review and Supervision on the violation of Contracts.

The Committee continuously reviewed and supervised the recovery process from the staff members who violated bonds. As a result, it was able to recover the complete bond amount from 05 persons and approximately Rs.67.4 million was recovered in the year under review. There were 28 bond violators at the beginning of the year 2022. 6 persons were paying the installments in cash and legal actions had already been taken to recover the relevant amounts from 03 persons. Reminders had been sent for 06 persons who had dues, informing them to pay the installments on time.

4. Review and strengthening of the internal control system.

Necessary recommendations had been made on the control of Fixed Assets, regulating the expenditure for contractual activities, lending library books, annual board of survey of stores/survey of fixed assets, recovering the unsettled advances, settling the unrecognized and settled loan balances and strengthening the internal controls. Further Committee continuously reviewed the action taken to correct the weaknesses pointed out by the Auditor General's Report and the Audit Queries issued during the year 2022.

5. Audit Committee Meetings

The Audit Committee meetings were held at four occasions within the year ended as at 31st December 2022. All the Audit Committee members actively participated in all the Committees. A representative from the Auditor General's Department participated at every meeting of the Audit Committee as an observer. Other staff members from the University were also invited when required. The secretary to the Audit Committee is Deputy Internal Auditor.

6. Stores verification

During the year 2022, in accordance with the quarterly account inspection, the main warehouses maintained in the university premises and the warehouse located in the Ragama Medical Faculty premises were verified as at September 30th, 2022 and as at December 19th, 2022. Stores verification reports were also issued in relation to each stores verification.

7. Quarterly Financial Statements Inspection

According to the decision of the Council, the internal audit division inspected university's quarterly financial statements from the year 2022. Accordingly, the financial statements prepared for each quarter of the year 2022 were inspected and, the reports prepared in relation to those inspections were submitted to the Audit and Management Committee and Council for recommendations. Furthermore, by the report of the Auditor General on the Financial Statements and Other Legal and Regulatory Requirements of the University of Kelaniya for the year ended 31 December 2022 has given a true and fair opinion regarding the financial statements of Kelaniya University for the year ended 31 December 2022.

Conclusion

The Committee was satisfied with the success of the follow up activities based on the recommendations on the matters considered by the Committee in the year 2022.



Chairman,
Audit Committee,
University of Kelaniya



